District of Columbia Water and Sewer Authority

Board of Directors

Environmental Quality and Operations Committee September 17, 2026 / 9:30

Microsoft Teams meeting
Click here to join the meeting
Meeting ID: 213 675 298 148 869 Passcode: NL6TX3jn

Call in (audio only) +1 202-753-6714,,246096316#
Phone Conference ID: 246 096 316#

1. **Call to Order** _____ Christopher Herrington, Chairperson

2. **Roll Call** _____ Debra Mathis, Board Secretary

3. **August 2026 Blue Plains Wastewater Treatment Plant Performance** _____ Nicholas Passarelli

4. **Potomac Interceptor Update** _____ Matthew Brown
   Moussa Wone

5. **Path to Future: Update on Capital Improvement Program** _____ Moussa Wone

6. **House by House LPRAP Amendments** _____ William Elledge

7. **Bloom Marketing Agreement** _____ Nicholas Passarelli

8. **Automated Metering Update** _____ Chris Collier

9. **Action Items** _____ Moussa Wone
   John Papajohn

   Joint Use
   - **a. Contract No. 250210 - Main Sewage Pumping Station Rehabilitation – Structural Preservation Systems**
   - **b. Contract No. 260080 - Supervisory Control and Data Acquisition System Integrator Services Contract III – Optimum Controls Corp**
   - **c. Contract No. DCFA-557 - Water, Sewer, Storm Linear Infrastructure Condition Assessment Program (WSSLI-CAP) Contract - Arcadis District of Columbia, P.C.**
   - **d. Contract No. NA – Biosolids Management – Blue Drop LLC**

10. Agenda for October 2026 Committee Meeting _____ Christopher Herrington

11. **Executive Session*** _____ Christopher Herrington

12. **Adjournment** _____ Christopher Herrington

This meeting is governed by the Open Meetings Act. Please address any questions or complaints arising under this meeting to the Office of Open Government at opengovoffice@dc.gov.

1The DC Water Board of Directors may go into executive session at this meeting pursuant to the District of Columbia Open Meetings Act of 2010, if such action is approved by a majority vote of the Board members who constitute a quorum to discuss certain matters, including but not limited to: matters prohibited from public disclosure pursuant to a court order or law under D.C. Official Code § 2-575(b)(1); terms for negotiating a contract, including an employment contract, under D.C. Official Code § 2-575(b)(2); obtain legal advice and preserve attorney-client privilege or settlement terms under D.C. Official Code § 2-575(b)(4)(A); collective bargaining negotiations under D.C. Official Code § 2-575(b)(5); facility security matters under D.C. Official Code § 2-575(b)(8); disciplinary matters under D.C. Official Code § 2-575(b)(9); personnel matters under D.C. Official Code § 2-575(b)(10); third-party proprietary matters under D.C. Official Code § 2-575(b)(11); train and develop Board members and staff under D.C. Official Codes § 2- 575(b)(12); adjudication action under D.C. Official Code § 2-575(b)(13); civil or criminal matters or violations of laws or regulations where disclosure to the public may harm the investigation under D.C. Official Code § 2-575(b)(14); and other matters provided under the Act.

dc water is life®

Blue Plains Wastewater Treatment Performance

Nicholas Passarelli

Vice-President | Wastewater Treatment Operations

Blue Plains Operational Performance, Flow and Permit Summery

Monthly Average Flow and Permit Parameter Trends

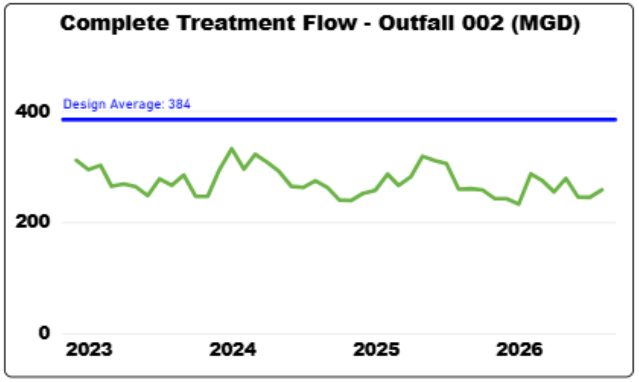

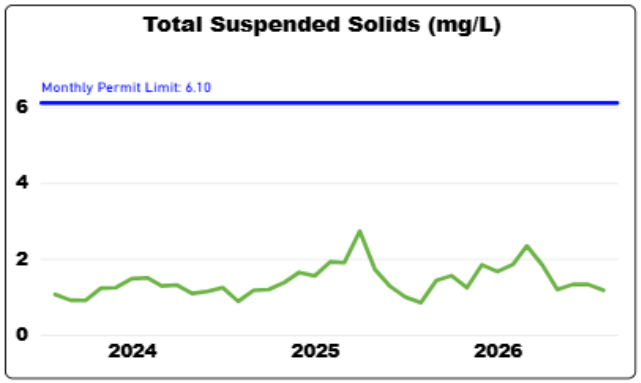

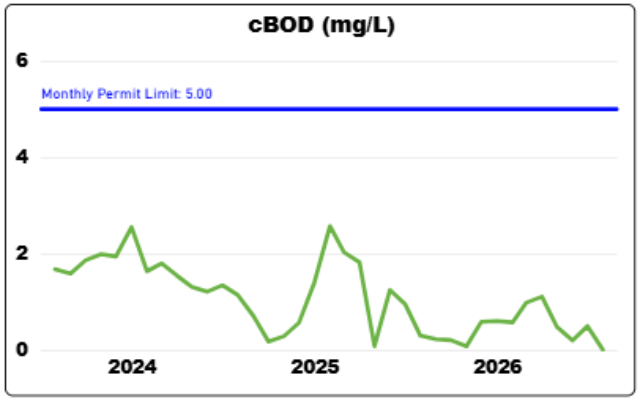

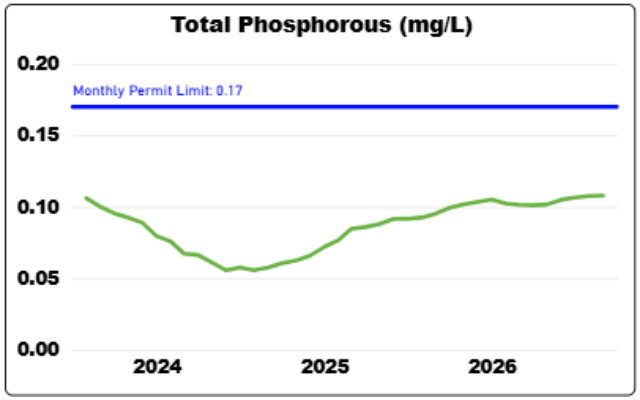

All weekly and monthly NPDES permit requirements were met

Average Outfall 002 flow for Aug 2026: 258.5 MGD

Peak Day flow: Aug 2nd at 361.4 MGD

Blue Plains Operational Performance, Tunnel, Power & Biosolids Summary

Tunnel Systems and Wet Weather – Aug 2026

- 181.3 MG Captured in Tunnel with 0 overflows
- 4.27 inches of rain

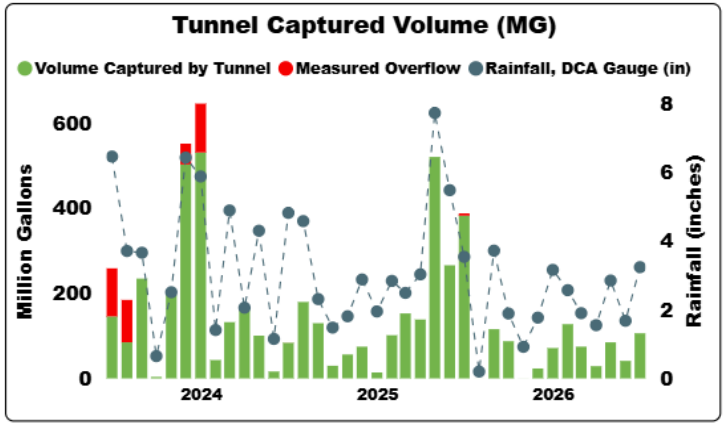

Electrical Energy Use and Generation – Aug 2026

- 20% of electricity was generated onsite
- Combined Heat and Power (CHP) facility produced an average of 4.71 megawatts (MW)
- Solar System produced an additional 0.75 MW of power on average
- Total electricity consumption at Blue Plains averaged 27.41 MW with average of 21.94 MW purchased from PEPCO
- **Total Purchased Power Savings through 3rd quarter FY26: $2,696,616**

Class A Biosolids –Aug 2026

- Blue Drop sold approximately 1,595 tons of Bloom; for a total of 53,951 tons towards the FY26 goal of 62,000 tons.
- Blue Plains Produced 12,163 tons of biosolids for the month with the remaining 10,568 tons managed through land application contracts.

Summary of Projected Saving Programs at Blue Plains for FY26

Value to Customers projected FY 2026	DC Water	NACWA Survey 2020 (costs adjusted for inflation)
Treatment and Biosolids Staff -FTE/Million Gallon	**0.9**	**1.6** (median) **0.5** (min) **6.1** (max)
Treatment and Biosolids Cost - $/Million Gallon	**$1,570**	**$1,818**
Biosolids Program Savings (i.e. managing biosolids as Bloom vs. Land Application) ~ **$3,000,000**		
Projected Purchased Power Savings (vs. grid purchase) ~ **$3,500,00**		
Projected Blue Drop REC Revenue (BP MJUF funds) ~ **$4,500,000**		

Potomac Interceptor Update

Matthew T. Brown
Interim General Manager

Moussa Wone, Ph.D., PE, DBIA
Chief Engineer & Vice President | Engineering & Clean Rivers

Purpose

Provide an update to the Committee on the Potomac Interceptor (PI) emergency response and next steps

Response and Repair Plan

STEP	ACTIVITY	TIMELINE
1	**Bypass Installation** - Install temporary bypass pumping to reroute flow through canal around damaged pipe section	Completed
2	**Investigation and Excavation** - Excavate downstream of pipe, clean and identify scope of blockage	Completed
3	**Repair and Flow Restoration** – Install bulkhead and bypass chamber; remove rock dam and repair collapsed section to restore flow	Completed
4	**Environmental Rehabilitation** – Restore affected areas including drainage channel, C&O Canal and Potomac River shoreline to Swainson Island	In Progress
5	**Permanent MH20–15 rehabilitation** – Bypass, chambers and 72-in sliplining of the high-priority reach	In Progress

Environmental Update

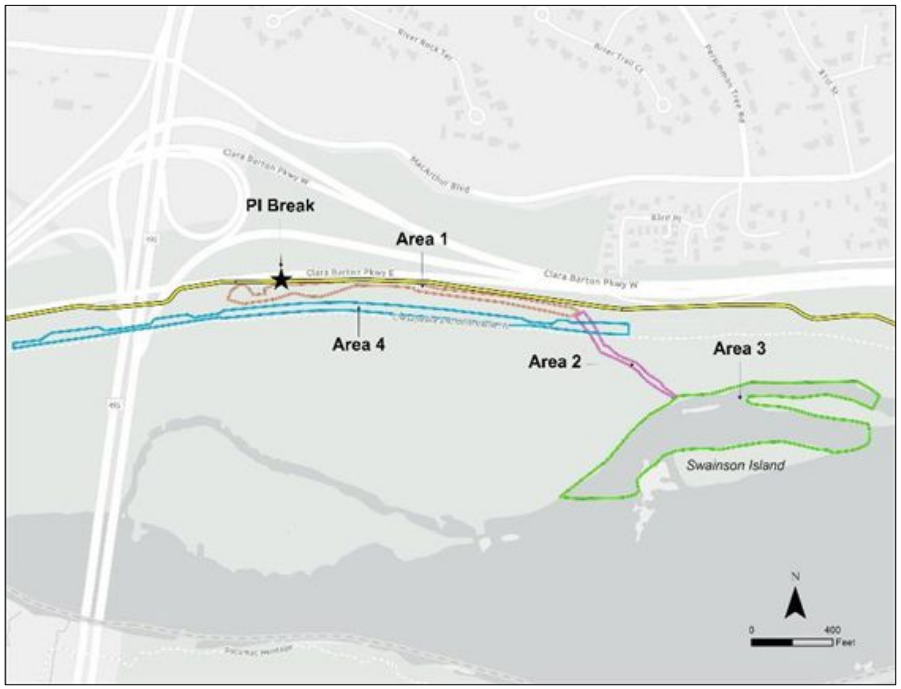

Area 1 = Drainage channel along Clara Barton Parkway
Area 2 = Culvert under C&O Canal and tributary to the Potomac River
Area 3 = Potomac River from shore to Swainson Island
Area 4 = C&O Canal

Cleanup of Soil Stockpile Area

Current coordination / milestones

Aug. 31	Stockpile area retested; results expected Sept. 8.
Sept. 2	Additional NPS comments expected on canal profile
Sept. 9	NPS pre-construction meeting planned.
Early Oct.	Potential public meeting, subject to final Environmental Rehabilitation Plan progression.

Environmental Update

Lock 12 area after a rain event

AREA	REMAINING ACTIVITIES*	TIMELINE
1	**Drainage Channel** – Topsoil/grading/seeding, plant trees & shrubs, remove Canal Access routes after Area 4 is complete	Fall 2026
2	**Culvert/Tributary to Potomac River-** Topsoil/grading/seeding & any necessary repairs to Rock Run Culvert	Fall 2026
3	**Potomac River near Site** – Continued water quality monitoring	Planned through September 10
4	**C&O Canal** – Repair of clay liner, topsoil/grading/seeding, repair Locks and Levels	Fall 2026

* Final Environmental Rehabilitation Plan pending MDE feedback on latest version and response to comments

Potomac Interceptor Condition Assessment

- Condition assessment field work >99% complete
  - Closed Circuit TV
  - Multi-Sensor Inspection:
    - Sonar below sewage level
    - Laser above sewage level
- Review of data has identified emergency and high priority projects
- Developing draft CIP for remainder of PI

Projects Based on Enhanced Inspections

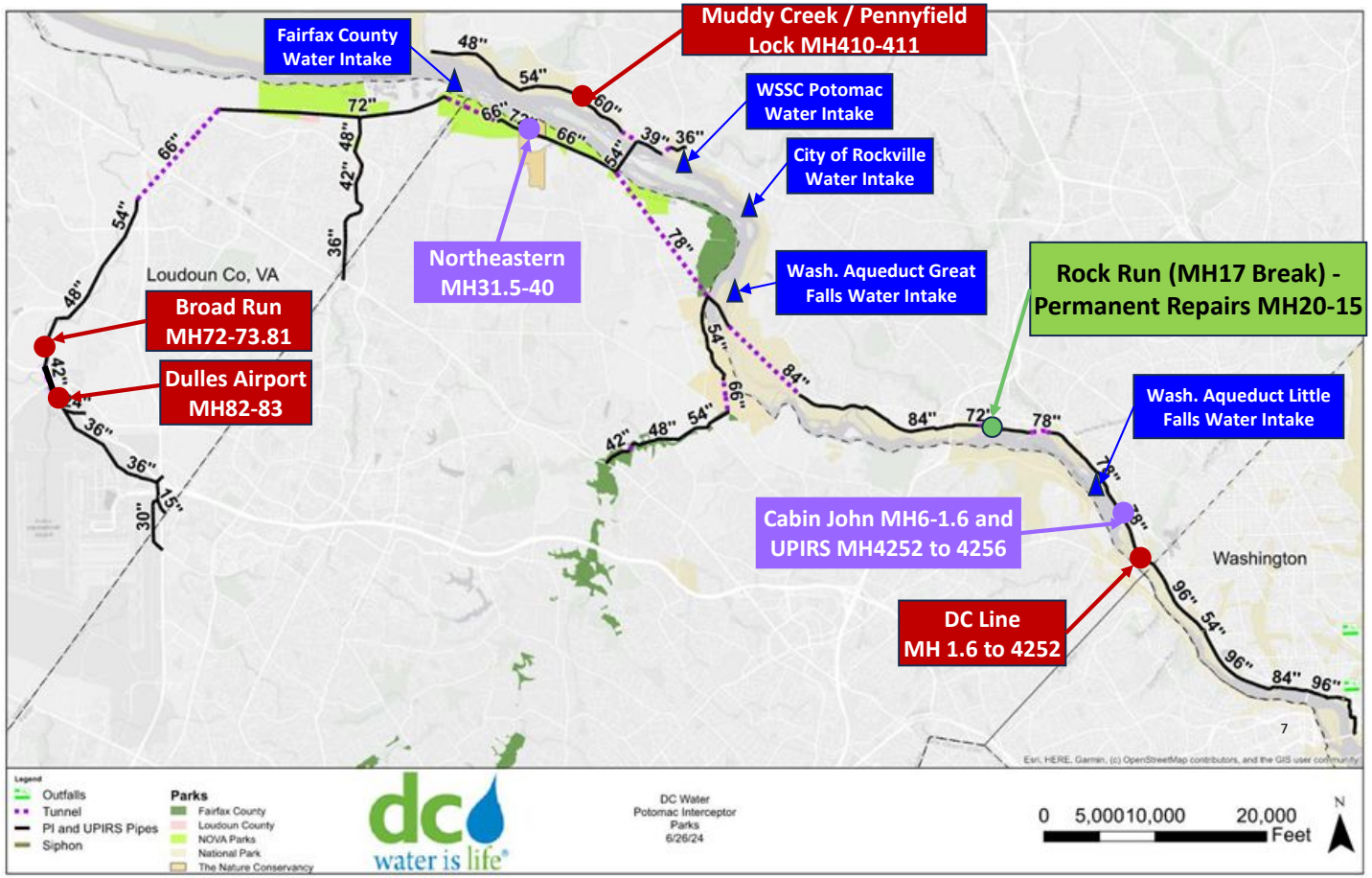

Project Legend

- Rock Run (MH17 break) – environmental restoration and permanent rehab
- Emergency
- High priority

Projects Status

Type	Project	Approx. Cost	Schedule	Contractor	Status
MH17 Break Site – Env. Restoration & Perm. Repair	Rock Run (MH20 to MH15)	$9.5M environ rehab $35M pipe Rehab	Apr 2026 to Jan 2027	Anchor	Canal rehab ongoing; 72-in pipe delivery began 8/31; bypass fusing and 9/14 hydrotest preparation.
Emergency	Muddy Branch MH410 to 411	$20M	2026	Anchor	Geopolymer complete; push pits underway; sliplining waits on sustained dewatering; HOBAS delivery due wk 9/7.
	Dulles Airport MH82 to 83	$10M	2026	Anchor	CIPP rehabilitation complete; bypass removed; restoration ongoing.
	Broad Run MH72 to MH73.8	$10M	2026	Anchor	CIPP liner installed 8/27; manhole geopolymer and restoration follow.
	Cabin John MH1.6-4252	$11M	2026	Spiniello	Bypass established; push pit open; interior preparation / geopolymer underway;
High Priority	Cabin John MH6 to MH1.6 UPIRS MH4252 to MH4256	$154M	2027 – 2029	Spiniello	High-priority preconstruction / scope development.
	Northeastern MH40 to MH31.5	$250M	2027 – 2029	To Be Procured	In procurement, developing scope documents
	Difficult Run Extension MH208.2 to MH209	$3M	2027	To Be Procured	In procurement, developing scope documents

- Subject to refinement as additional condition assessment data is evaluated
- Engaged with IMA partners and Loudoun Water to review projects identified to date and provide an update on Potomac Interceptor status

Work in the Field

Rock Run (MH17 Break) - Permanent Repairs MH20 to 15

Bypass trench building 5th location (before)

Bypass trench building 5th location (after)

72-in Pipe Delivery Start

Bypass fusing staging area (and last trench TBD)

Muddy Branch MH410 to 411

Push-pit excavation and installed wellpoints showing groundwater-control work.

Work in the Field

Dulles Airport MH82 to 83

CIPP complete; bypass removed; restoration ongoing.

Broad Run MH72 to MH73.8

CIPP installed; manhole geopolymer / restoration next.

Work in the Field

MD/DC Border MH1.6–4252

Discharge Pit

Pump Assembly

Bypass pipe secured with and blocks

Safety Attendants at Push Pit

Next Steps: Potomac Interceptor

Rock Run environmental rehabilitation

Complete canal / drainage restoration planning, agency comment closure and field execution.

Rock Run permanent rehabilitation

Complete bypass testing, final GMP / price alignment and proceed with MH20–15 slipline construction.

Muddy Branch permanent repair

Achieve sustained dewatering, complete push pits and advance 51-in HOBAS sliplining.

Closeout completed lining reaches

Finish Dulles and Broad Run restoration, manhole work and permit / SWPPP obligations.

MD/DC Border rehabilitation

Complete geopolymer / pipe preparation and maintain 24/7 bypass reliability ahead of sliplining.

Program development

Complete draft CIP and advance high-priority Cabin John / UPIRS and Northeastern scopes.

dc water is life®

Path to the Future: Update on Capital Improvement Program

Moussa Wone, Ph.D., PE, DBIA
Chief Engineer & Vice President | Engineering & Clean Rivers

Paul Guttridge, Assoc. DBIA
Director | Shared Services & Asset Management

FY2027-2036 CIP Development Roadmap

Today's Purpose: Validate scenarios assumptions and gather Committee directional feedback for development of the CIP

1

Funding Scenarios Review

WE ARE HERE

Review the proposed funding scenarios across all eight investment areas and provide directional feedback to guide development of the FY2027-FY2036 CIP

→

2

Scenarios Cost & Corresponding Rate Analysis

NEXT PHASE

Identify projects, costs, and customer rate impacts associated with each funding scenario

→

3

Committee Input & Feedback

OCTOBER EQ & Ops MEETING

BOD review of costed scenarios and rate impacts

BOD budget approval – January to March 2027

DC Water Capital Improvement Program (CIP)

FY2027-FY2036

Board of Directors
Environmental Quality
& Operations
Committee

CIP Scenarios: Investment Categories for Board Feedback

Four funding scenarios provide a consistent framework for evaluating investment priorities across the service areas in the next 10-year Capital Improvement Program

Regulatory Compliance Programs
- Clean Rivers
- Lead Free DC
- MS4 Permit Obligations

INVESTMENT AREAS COVERED BY THE CIP SCENARIOS

- Sewer & Storm Linear
- Water Linear, Supply Resilience (Incl. Storage)
- Blue Plains Treatment Facilities, Resource Recovery & Innovation
- Water, Sewer & Storm Pump Stations
- Non-Process Facilities
- Capital Equipment & Information Technology
- Washington Aqueduct
- Infrastructure Repair and Replacement (IR&R)

SCENARIO FRAMEWORK

Each scenario builds on the previous one, progressing from the approved CIP to full asset renewal & system resilience

A

Current Approved CIP

Current approved CIP, refined through engineering and operational review across all service areas

B

Approved CIP + Projects defined as Emergency & High Priority

Adds emergency and high-priority projects to the existing CIP

C

Approved CIP + Emergency, High Priority & 10-Year Needs

Funds emergency, critical, and high-priority projects, plus investments needed within 10 years to improve reliability and resilience

D

Comprehensive Asset Renewal & System Resilience

Fully funds long-term asset renewal, resilience, innovation, and future system needs

SCENARIO A

Current Approved

The starting point: the existing approved CIP

REGULATORY

Clean Rivers
Fully funds Consent Decree requirements

Lead Free DC
Grants cover private-side lines only

MS4 Permit
Funds DC Water MS4 Permit Obligation

RISK BASED

Sewer & Storm Linear

- Inspection: interceptors 12 mi/yr, local sewers <60” 140 mi/yr Storm 22 mi/yr
- Major Interceptors: 37 mi rehab (10-yr)
- Small-Diameter Rehab: 0.4%/yr — 5 mi/yr
- Potomac Interceptor: 3-yr reinspection + existing CIP rehab

Water Linear, Supply Resilience (Incl. Storage)

- Inspection: Transmission mains 5 mi/yr
- Transmission Mains: 18 miles Rehab (10-yr) most critical
- Small-Diameter Replacement: 1.5%/yr — 17 mi/yr
- Storage Facilities: Address operational issues at Key locations
- Water Supply Resilience: funds Pure Water DC planning + pilot

Blue Plains Treatment Facilities, Resource Recovery & Innovation

- Blue Plains: maintains current funding, no escalation adjustments
- Resource Recovery, R&D: Supports pilots and technology development

Total System lengths: Major Sewer Interceptors – 202 miles, Storm Interceptors - 46 miles, Transmission Mains – 225 miles

SCENARIO A

Current Approved

The starting point: the existing approved CIP

RISK BASED (CONTINUED)

Water, Sewer & Storm Pump Stations

- Water: Addresses current known and needed repairs at Anacostia and Bryant St. Pump station
- Sewer & Storm: Addresses Select known critical issues

Non-Process Facilities

- Facilities: existing approved projects & regulatory driven upgrades

Capital Equipment & Information Technology

- Cap Equipment and IT: Continue funding necessary capital equipment needs

Infrastructure Repair and Replacement (IR&R)

- IR&R: Maintains current emergency IR&R funding level for Operations, proactive repair, NRW, rehabilitation & maintenance of high-priority, system risks.

Washington Aqueduct

- WA: Funds baseline needs.

SCENARIO B

Approved CIP + Projects defined as Emergency & High Priority

Adds emergency and high-priority projects to the existing CIP

REGULATORY

Clean Rivers
Fully funds Consent Decree requirements

Lead Free DC
Same as A.

MS4 Permit
Same as A.

RISK BASED

Sewer & Storm Linear

- Inspection: Same as A.
- Major Interceptors: 39 mi rehab
- Small-Diameter Rehab: 0.4%/yr — 5 mi/yr Same as A.
- Potomac Interceptor: Same as A. + emergency/high-priority projects from 2026 inspections

Water Linear, Supply Resilience (Incl. Storage)

- Inspection: Same as A.
- Transmission Mains: 36 miles Rehab (10-yr) 18 mi most critical in 5 yrs +18 mi known defects
- Small-Diameter Replacement: 1.5%/yr — 17 mi/yr Same as A.
- Storage Facilities: Same as A. + proactive asset renewal
- Water Supply Resilience: Same as A.



Blue Plains Treatment Facilities, Resource Recovery & Innovation

- Blue Plains: Fully funds shortfalls for planned projects and prioritized/critical assets within a 5-year horizon to mitigate regulatory risk
- Resource Recovery, R&D: Same as A.

Total lengths: Major Sewer Interceptors – 202 miles, Storm Interceptors - 46 miles, Transmission Mains – 225 miles

SCENARIO B

Approved CIP + Projects defined as Emergency & High Priority

Adds emergency and high-priority projects to the existing CIP

RISK BASED (CONTINUED)

Water, Sewer & Storm Pump Stations

- Water: Same as A. + proactive replacement of aging assets
- Sewer & Storm: Fully funds shortfalls for planned projects and prioritized/critical assets within a 5-year horizon to mitigate regulatory risk

Non-Process Facilities

- Facilities: Same as A. + Critical HVAC, Roof and Elevator upgrades

Capital Equipment & Information Technology

- Cap Equipment and IT: Fully funds shortfalls for strategic initiatives

Infrastructure Repair and Replacement (IR&R)

- IR&R: Same as A.

Washington Aqueduct

- WA: Same as A.

SCENARIO C

Approved CIP + Emergency, High Priority & 10-Year Needs

Funds emergency, critical, and high-priority projects, plus investments needed within 10 years to improve reliability and resilience

REGULATORY

Clean Rivers
Fully funds Consent Decree requirements

Lead Free DC
Same As A.

MS4 Permit
Same as A.

RISK BASED

Sewer & Storm Linear

- Inspection: Same as A.
- Major Interceptors: 46 mi sewer + 15 mi storm rehab
- Small-Diameter Rehab: 1%/yr — 12 mi/yr
- Potomac Interceptor: Same as B. + CIP projects from 2026 inspections

Water Linear, Supply Resilience (Incl. Storage)

- Inspection: Same as A.
- Transmission Rehab: 50 mi — same as B
- Small-Diameter Replacement: 1.5%/yr — 17 mi/yr Same as A.
- Storage Facilities: Same as B
- Water Supply Resilience: Same as A. + land acquisition for full scale

Blue Plains Treatment Facilities, Resource Recovery & Innovation

- Blue Plains: Same as B + emergency high-priority & escalation needs in years 5 to 10
- Resource Recovery, R&D: Same as A. + consideration for long term ROI potential

Total lengths: Major Sewer Interceptors – 202 miles, Storm Interceptors - 46 miles, Transmission Mains – 225 miles

SCENARIO C

Approved CIP + Emergency, High Priority & 10-Year Needs

Funds emergency, critical, and high-priority projects, plus investments needed within 10 years to improve reliability and resilience

RISK BASED (CONTINUED)

Water, Sewer & Storm Pump Stations

- Water: Same as A. + proactive replacement of aging assets
- Sewer & Storm: Same as B + Miscellaneous Facility Upgrades Contract on demand funding

Non-Process Facilities

- Facilities: Same as B. + Strategic facility modernization including Lab and training facility

Capital Equipment & Information Technology

- Cap Equipment and IT: Same as B

Infrastructure Repair and Replacement (IR&R)

- IR&R: Same as A.

Washington Aqueduct

- WA: Same as A.

SCENARIO D

Comprehensive Asset Renewal & System Resilience

Fully funds long-term asset renewal, resilience, innovation, and future system needs

REGULATORY

Clean Rivers
Fully funds Consent Decree requirements

Lead Free DC
Same as scenarios A, B & C + grants used for public side lines

MS4 Permit
Same as A.

RISK BASED

Sewer & Storm Linear

- Inspection: Same as Scenario A
- Major Interceptors: Same as C + 28 mi planning/design + 15 mi storm rehab Same as C
- Small-Diameter Rehab: 1.5%/yr — 18 mi/yr
- Potomac Interceptor: Same as C + redundancy for higher-risk components

Water Linear, Supply Resilience (Incl. Storage)

- Inspection: Same as A.
- Transmission Rehab: 75 mi — adds high-risk mains
- Small-Diameter Replacement: 2.5%/yr — 28 mi/yr
- Storage Facilities: Same as B + expand water storage & full renewal of facilities
- Water Supply Resilience: Same as C. + Full Scale Plant



Blue Plains Treatment Facilities, Resource Recovery & Innovation

- Blue Plains: Same as C + Primary Odor control, FOG handling and 20 MGD plant expansion
- Resource Recovery, R&D: Same as C.

Total lengths: Major Sewer Interceptors – 202 miles, Storm Interceptors - 46 miles, Transmission Mains – 225 miles

SCENARIO D

Comprehensive Asset Renewal & System Resilience

Fully funds long-term asset renewal, resilience, innovation, and future system needs

RISK BASED (CONTINUED)

Water, Sewer & Storm Pump Stations

- Water: Full renewal of all pump stations and future expansion
- Sewer & Storm: Same as C

Non-Process Facilities

- Facilities: Same as C. + Campus beautification and additional facility modernization

Capital Equipment & Information Technology

- Cap Equipment and IT: Same as B

Infrastructure Repair and Replacement (IR&R)

- IR&R: Same as A. + funding for high-priority emerging risks, and unforeseen major sewer failures.

Washington Aqueduct

- WA: Same as A.+ Advanced treatment and raw water storage expansion

dc water is life®

House by House LPRAP Amendments

William Elledge
Director | Capital Water and LFDC

Purpose

Request Committee to advance a Second Notice of Proposed Rulemaking for House by House Lead Pipe Replacement Assistance Program (HBH LPRAP) in the D.C. Register

Agenda:

- Background
- Why do we need a Second Notice for the HBH LPRAP program?
- Rulemaking process and schedule

Background

LPRAP Program	House by House Program
Addresses past partials (private side only)	Addresses past partials
Established in DC Law in September 2019	DC Water controlled program
Assists homeowners paying for private side partial lead service line with District & Federal funds	Assists homeowners paying for private side partial lead service line with Federal funds
Jointly administered by DC Water and District through DOEE	Administered by DC Water
Contract between contractor and homeowner	Contract between contractor and homeowner
Funded by Infrastructure Investment and Jobs Act (IIJA) and District of Columbia	Funded by Infrastructure Investment and Jobs Act (IIJA)

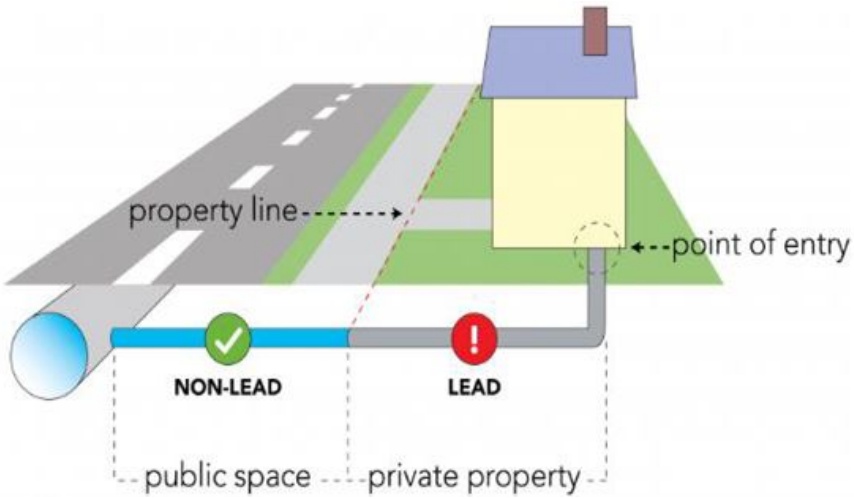

- Homes not participating in House by House or LPRAP will be addressed later under Block by Block
- Used $19.1M of District funds since 2019

Why do we need a Second Notice for the HBH LPRAP program?

- We need a Second Notice because …
  - This program needs to align with the District's Program, and
  - The District submitted a revision to their rule making.

- Cost of replacements under these programs
  - The rulemaking includes language about maximum allowable replacement cost called a "reasonable cap"
  - Revised rulemaking modifies reasonable caps for House by House Lead Pipe Replacement Assistance Program (HBH LPRAP) to better align reasonable caps with 20 DCMR § 3803.5 (Benefits for LPRAP)
  - The second rulemaking removes the reasonable caps and refers to project costs provided in regulations covering Benefits for LPRAP

- This action does not impact the Board's previous action on the House by House Priority Replacement Rulemaking .

Rulemaking Process & Schedule

Date	Action
September 17, 2026	EQ & Ops Recommends Board Approval of Notice of Second Proposed Rulemaking
October 1, 2026	Board Approves Notice of Second Proposed Rulemaking
October 16, 2026	Publish Second Notice of Second Proposed Rulemaking
October 16, 2026 – November 16, 2026	Public Commend Period
November 19, 2026	EQ & Ops Recommends Board Approval of Notice of Second Proposed Rulemaking
December 3, 2026	Board Approves Notice of Second Proposed Rulemaking
December 18, 2026	Publish Notice of Second Proposed Rulemaking
January 1, 2027	Go Live

Today

Recommendation

Request Committee to advance a Second Notice of Proposed Rulemaking for House by House Lead Pipe Replacement Assistance Program (HBH LPRAP)

dc water is life®

Bloom Marketing Agreement

Nicholas Passarelli

Vice-President | Wastewater Treatment Operations

Purpose

- Overview of the Bloom savings and revenue for current year and since inception
- Estimates of the FY27, FY28, and FY29 costs and savings
- Request: Committee recommend to full board to approve DC Water to engage in a 3-yr operating agreement with Blue Drop to continue managing their portion of biosolids from Blue Plains

New Operating Agreement to Market Bloom

- Bringing this to committee for transparency and discussion of the economic benefits
- Since its founding, Blue Drop and DC Water have utilized Operating Agreements for Bloom management
- One of many operating agreements between DC Water and Blue Drop (Bloom marketing, REC sales, cell towers, events, etc.)
- Bloom marketing is specifically identified as an opportunity for Blue Drop in its formation Board resolution #16-90
- Past three years of performance provided significant savings and revenue for all IMA partners

Bloom Program Revenue and Savings thru July

	Bloom Revenue	Bloom Avoided Cost
Fiscal year	$	$
FY17	$ 15,607	$ 85,839
FY18	$ 46,908	$ 257,994
FY19	$ 161,362	$ 887,491
FY20	$ 220,534	$ 1,895,960
FY21	$ 296,818	$ 1,992,799
FY22	$ 323,077	$ 2,178,011
FY23	$ 387,312	$ 2,534,880
FY24	$ 542,078	$ 2,757,159
FY25	$ 443,795	$ 3,073,442
FY26*	$ 361,695	$ 2,702,197
totals	$ 2,799,186	$ 18,365,772

*thru July 2026

Estimate Full Current FY Bloom Savings

- $32.13/ton savings as compared to traditional biosolids contractor (WSSC contract to manage their portion of BP biosolids)
- Estimated savings for FY26 $3M
- Each IMA partner benefits by their portion of the savings
- In addition, net revenue credited on BP operating bills

Avg cost for Bloom management				$ 32.67	per ton
Avg cost for contracted BP WSSC tonnage				$ 64.80	per ton
			Bloom savings	$ 32.13	per ton
FY26 estimates					
450	wtpd				
164,250	wtpy				
94,280	wtpy Bloom managed				
69,971	wtpy WSSC portion managed with traditional contract				
$ 3,029,200	savings from managing as Bloom as compared to traditional contract				
savings for each IMA partner from managing DC biosoilds portion as Bloom					
	IMA %				
WSSC	42.6%	$ 1,290,439			
DC	41.5%	$ 1,257,118			
Faifax	10.2%	$ 308,978			
Loudoun	5.0%	$ 151,460			
PI	0.7%	$ 21,204			
	100.0%				

FY27 Bloom Management Cost Estimate

Marketed Tons	Estimated Cost for FY2027
Staff costs	$620,000
All costs associated with Bloom marketing	$140,000
Reimbursement by DC Water of hauling, storage, and spreading expenses for customers	$1,800,000
Land Application Tons	Estimated Cost for FY2027
Reimbursement for land application	$700,000
Reimbursement for land application hauling and on-site hauling	$250,000
Total	**$3,510,000**

Total Bloom Sales Agreement Request

Bloom Program Goals FY2027 in tons (wt/yr)

Total Bloom produced at Blue Plains	164,250
DC Water responsible volume (58%)	94,280
Blue Drop managed volume	94,280
Total target tonnage to customers	60,780
Total target tonnage to non-traditional land application	33,500

FY27, 28, and 29 management cost estimates

FY2027 Estimated cost from previous slide	$3,510,000
FY2028 Estimated cost	$3,710,000
FY2028 Estimated tonnage to customers	65,000
FY2029 Estimated cost	$3,910,000
FY2029 Estimated tonnage to customers	70,000
Total sales agreement cost	**$11,130,000**
Estimated savings over conventional contracting	$9.1M

94,280 wt/yr * 3 yrs * $32.13 savings per ton = $9.1M potential contract savings

Request

Committee recommend to full board to approve DC Water to engage in a 3-yr operating agreement with Blue Drop to continue managing their portion of biosolids from Blue Plains

dc water is life®

Automated Metering Infrastructure (AMI) Update

Chris M. Collier

Vice-President | Water and Sewer Operations

How is AMI tied to Non-Revenue Water (NRW)?

Presentation Purpose

To provide a clear, standardized understanding of Non-Revenue Water and the path to improving measurement and reduction at DC Water

Understand
Quantify and Account for Non-Revenue Water

Measure
Improve data quality and visibility to move from estimates to actuals

Reduce
Implement targeted mitigations to reduce water loss

Deliver Value
Protect our resources, control costs, and provide reliable service to our community

AMI – Presentation Agenda

- AMI Project Review – Critical tie to NRW Program
- Improving System Performance – Tasks
- Securing Long-Term System Reliability
  - Communication & Outreach
  - Policy Alignment
  - Meter Locating Effort
  - Meter Testing Program
  - Implementation Planning and Execution
  - Organizational Preparation
- AMI Timeline Review
- Questions

NRW Enterprise Mitigations Focus Review – Top 5

Mitigation	NRW Category	Complete To Date	To-Do/Next Steps	AWWA FY Audit Realization
Imported Water	Real Losses	Met with Washington Aqueduct, Metering Review	Conduct Flow Accuracy Tests Import Meters	~FY27 Water Audit
Exported Water	Real Losses	Met with Washington Aqueduct	Conduct Flow Accuracy Tests on Arlington & Fairfax Meters	~FY27 Water Audit
Unauthorized Consumption (UC)	Apparent Losses	Surveyed over 1000 Property Locations	Customer Care and Meter Operations Reviewing >400 Accounts identified	~FY28 Water Audit
Customer Metering Inaccuracies (CMI)	Apparent Losses	18k customer meters needing repair identified	Investigate 18k failing meters	~FY28 Water Audit
Systematic Data Handling (SMDHE)	Apparent Losses	12k pulled end points sorted and tested	Procure 3rd party to investigate / replace failing equipment	~FY28 Water Audit

AMI Project Associated Tasks:

- **Endpoint testing and warranty support**
- **Addressing current ~18K non-communicating endpoints**
- **Systems integration**
- **Customer outreach**
- **Internal communication and policy alignment**

DC Water – FY24 & FY25 NRW Audit Results

Unbilled Authorized Consumption

- Hydrant Maintenance
- Fire Flow Testing
- Pipe Disinfection
- Flushing
- Sewer Cleaning
- Street Sweeping, etc.

Apparent Losses

- Meter inaccuracy
- Unauthorized Use
- Unmetered Connections
- Unbilled Accounts
- Inaccurate Estimates
- Billing Adjustments

Real Losses

- Water Main Breaks
- Service Line Leaks
- Meter Leaks
- Hydrant Leaks
- Valve Leaks
- Tank Leaks

AWWA Water Balance

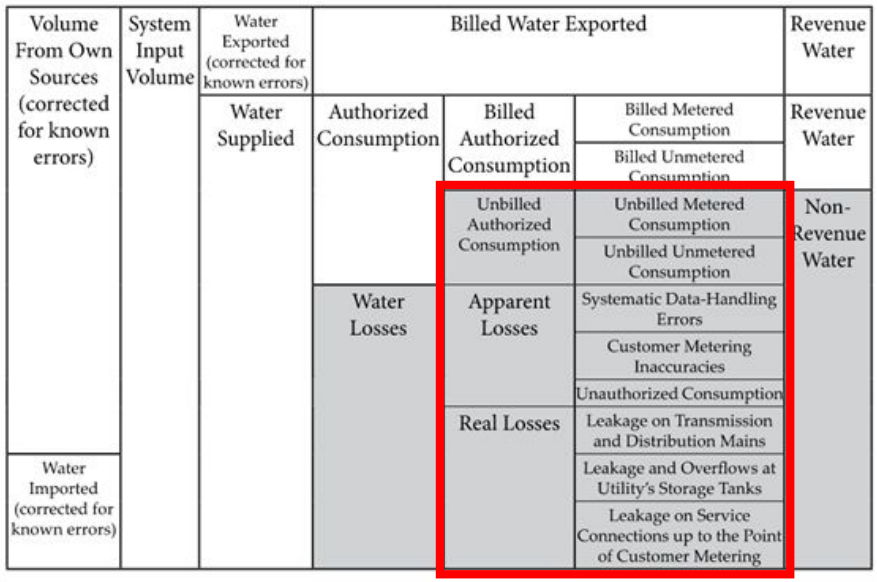

NOTE: All components of the water balance are expressed as volumes of water (not to scale) for the period of reference, typically one year.

AWWA NRW Trends

Fiscal Year	2024	2025
Non-Revenue Water %	27%	30%
Data Validity Score	51 (Tier III)	54 (Tier III)
Cost of Non-Revenue Water $	$35,545,680	$43,050,733
Water Supplied (MG)	36781	36758
Billed Metered (MG)	26119	24821
NRW (MG)	9879	11168
Unit Total Losses (G/C/D)	198	221
Unit Apparent Losses (G/C/D)	23	26
Unit Real Losses (G/C/D)	175	195
Infrastructure Leakage Index (ILI)	12	14

Water Supplied went down in FY 2025 - 0.06%

Billed Metered went down in FY 2025 - 4.97%

AMI/NRW Mitigations Review – Required Next Steps

Flow Accuracy Testing (apparent loss): Benchmark Washington Aqueduct's transmission meters and DC Water's distribution meters.

Calibration Alignments (apparent loss): Confirm, standardize, and conduct meter testing and calibration methodologies for DC Water, Fairfax, Arlington, and Washington Aqueduct.

Boundary Metering (apparent loss): Install new, dedicated DC Water owned meters at strategic import locations. ***Task Order approval underway***

Leak Detection (real loss): Investigate Washington Aqueduct's downstream water mains to identify physical leakage and establish comprehensive proactive leak detection strategies within DC Water's distribution system.

Collate Premise Investigations (apparent loss): Corroborate unmetered survey connection results with Customer Service & Permit Operations.

Install/Calibrate/Replace Meters (apparent loss): 1) Install meters where unauthorized consumption is confirmed, 2) Calibrate large meters, 3) Replace large meters that cannot be calibrated or repaired.

Improve AMI Meter System Performance (apparent loss): Procure 3rd party to investigate/replace ~18,000 failing meters/MTUs (Meter Transmission Units). ***RFP advertised/released 8/10/26***

Meter Testing Program (apparent loss): Re-establish routine meter testing for small and large meters. ***Testing will resume July/August 2026***

Data Validity Improvements (apparent loss): 1) Develop a process to estimate loss due to SMDHE, and 2) Review estimated bill adjustments and include in Water Audit.

Improving System Performance

Task:

Identifying and improving current system performance issues

On average, ~400 additional meters & radios each month are not providing a useable read for DC Water

- 83% - Radios Not Reporting
- 17% - Meter Issue

AMI NON-REPORTING OVER TIME

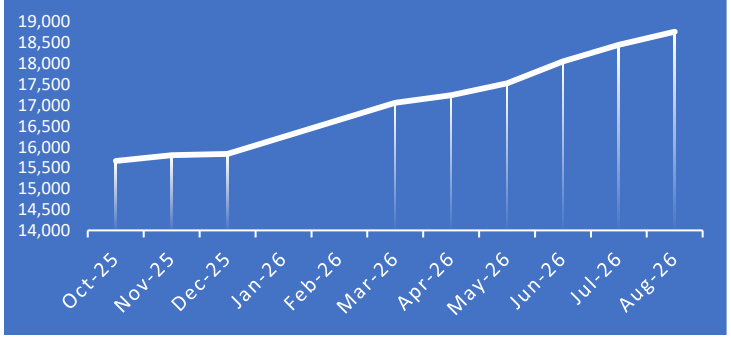

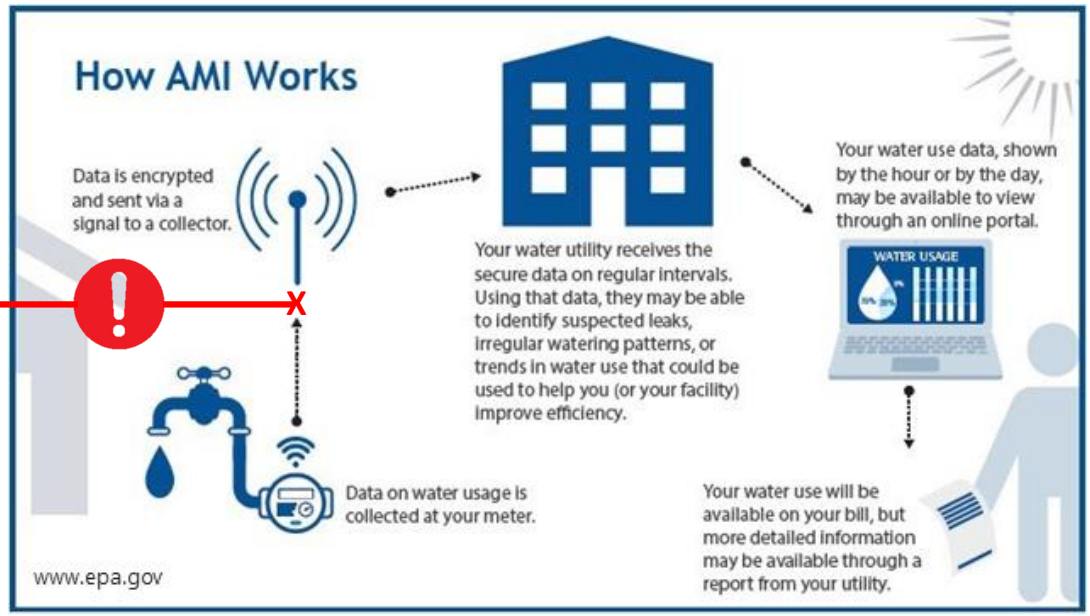

Improving System Performance

Task:

- Procuring resources for clean-up project (~$9M - $12M over 3 years)
- Prioritizing/overseeing field replacement of defective equipment

DC Water owns the current network and is responsible for Data Collection Unit (DCU) maintenance and repair

Currently DC Water responds to…
- Power Issues
- Construction requests
- Battery replacements

New contract is designed to minimize DC Water's network maintenance responsibility

Priority: Overseeing equipment repair and replacements

Troubleshooting processes to identify and repair issues

Q&A efforts are identifying/fixing improper installations

SOPs adjusted to ensure consistent, proper installation of meters, MTU, and boxes/lids

Securing Long-term System Reliability

RISK
Limited customer response or resistance

IMPACT
Missed appointments, return visits, customer dissatisfaction

STRATEGY
Use multiple channels, track scheduling success, course correct

Communication & Outreach
- ✓ Communication team formation and roles
- ✓ Initial needs identification
- Communication Framework
  - Customer notification and scheduling
  - Internal guides
  - Community/Champion outreach
  - Contractor SOPs

Policy Alignment
- Access policy SOPs and reminders
- Stakeholder engagement

Active tasks

Pending tasks

Meter Locating Effort
- ✓ Results: 115 meter-finds out of 430 visits (35% success rate)

Meter Testing Program
- ✓ Increasing proactive and reactive meter testing

Implementation Planning & Execution
- Deployment strategy designed to install DCUs/MTUs in the right order
- Contractor mobilization and planning

Organizational Preparation
- Work process/SOP development and training
- Staffing and capability gap analysis
- Organizational structure/job roles

Manual Meter Reading Support

Manual Meter Reading Contingency In Place

- Manual Meter Readers in plan to capture reads at time of billing to reduce estimates
- Each meter reader is expected to collect 100-125 reads per day

Summary Metrics

- Current Numbers: 15,708 total meters to be read
- Successful Reads: 15,218
- Missed Readings: 490 due to meter reader sick and no shows

Actions Underway

- Request for two additional meter readers to compensate for sick and no shows
- Assignment of temporary overtime to fix broken devices with available staff to reduce monthly increases

Planning for Additional Meter Reading Needs

As an additional 400 meters & radios each month continue to fail to provide a usable read, the demand for manual meter reading increases

Quarter / Year	Quarterly Non-Performing AMI Locations	Average Daily Manual Meter Reads	Number of Meter Readers
Q4 26	18,765	853	7
Q1 27	19,965	908	8
Q2 27	21,165	962	8
Q3 27	22,365	1,017	9
Q4 27	23,565	1,071	9
Q1 28	24,765	1,126	10
Q2 28	25,965	1,180	10
Q3 28	27,165	1,235	11
Q4 28	28,365	1,289	11
Q1 29	29,565	1,344	12
Q2 29	30,765	1,398	12
Q3 29	31,965	1,453	13
Q4 29	33,165	1,508	13
Q1 30	34,365	1,562	14
Q2 30	35,565	1,617	14
Q3 30	36,765	1,671	14
Q4 30	37,965	1,726	15

AMI Funding Outlook – Stabilization to Sustainable Renewal

Overall Objective: Improve AMI system performance and secure long-term system reliability

Planning Point	Program / Backlog Position	Funding / Budget Position
Initial Remediation Funding (FY26-FY29)	~15,000 non-performing locations	$9.0M
Consultant Scope Developed	Program support subsequently defined	+$1.9M
Current Program Forecast	~18,000 non-performing locations	~$12.1M
Ongoing Renewal Need	+~400 failures / month	Funding need continues to evolve

Near-Term Objective: Replacement Rate > Failure Rate

NOTE: Current funding supports the stabilization/remediation phase. Full-system AMI renewal will continue beyond this phase.

AMI Task Timeline

Overall Objective: Improve AMI system performance and secure long-term system reliability

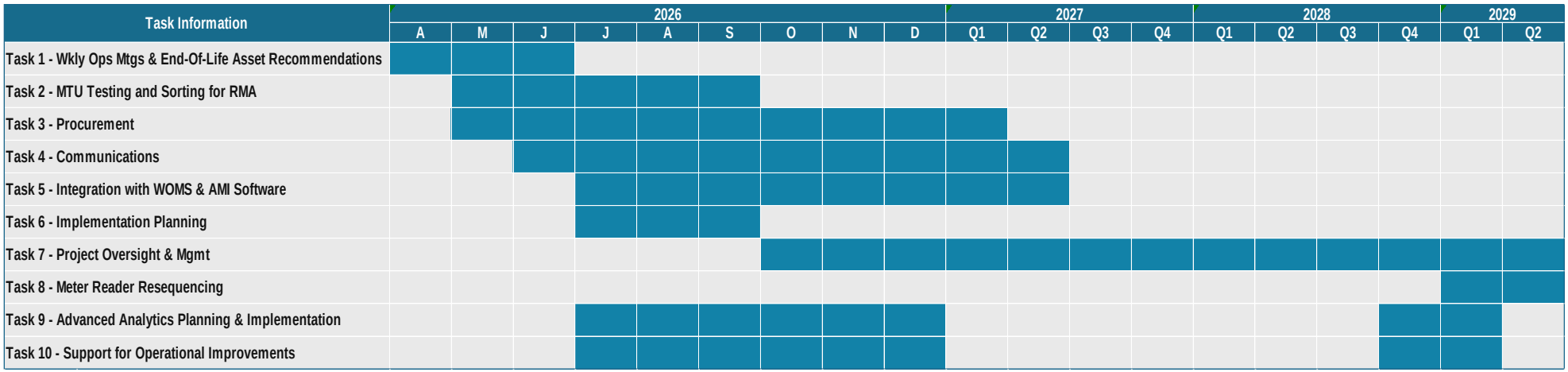

Phase 1 (FY26-FY29) – Focuses on planning and executing an AMI system cleanup by addressing our ~18,000 failing/non-communicating MTUs, including program management, system integration, and customer outreach. It also includes leveraging data from the AMI system to improve field efficiency, billing accuracy, and customer response.

Phase 2 – Optional full system implementation following Phase 1.

Docusign Envelope ID: 6D159CDE-C8BC-8CA9-8158-1F0226E9CDC1

DISTRICT OF COLUMBIA WATER AND SEWER AUTHORITY
BOARD OF DIRECTORS CONTRACTOR FACT SHEET

ACTION REQUESTED

PROGRESSIVE DESIGN-BUILD CONTRACT:

MAIN SEWAGE PUMPING STATION REHABILITATION (MSPSR) – HISTORIC REHABILITATION
(Joint Use)

Approval of award and authorization to execute Phase one of a Progressive Design-Build (PDB) contract not-to-exceed $ 4,476,209.33

CONTRACTOR/SUB/VENDOR INFORMATION

PRIME:	SUBS:		PARTICIPATION:
Structural Preservation Systems LLC 10150 Old Columbia Road, Columbia, MD 21046	Sheladia Associates, Inc Rockville, MD	DBE	15.31%
	Astute Engineering Vienna, VA	DBE	3.71%
	Tracco, LLC Wake Forest, NC	DBE	2.61%
	SZ PM Consultants Washington, DC	DBE	0.46%

DBE Total Participation= 22.09%

DESCRIPTION AND PURPOSE

Phase One - Contract Value, Not-To-Exceed:	$ 4,476,209.33
Phase One - Contract Time:	9 Months
Anticipated Contract Start Date:	11-06-2026
Anticipated Contract Completion Date:	08-06-2027
Other firms submitting proposals/qualification statements:	3

Eastern Contractors Corporation
*The Whiting-Turner Contracting Company
*WM Schlosser Co. Inc,

*Asterisk indicates short-listed firms.

Purpose of the Contract:
The purpose of this Progressive Design Build (PDB) contract is to rehabilitate DC Water's historic Main Sewage Pumping Station, preserving its historic character, architectural features, and materials while addressing long-term infrastructure needs and extending the facility's service life. The Phase One – preconstruction services include: planning and advancing the concept design and design development as well as construction drawings, cost/schedule validation, and related activities needed to establish the basis for subsequent delivery of Guaranteed Maximum Price (GMP).

Phase One - Contract Scope:

- Provide PDB services for MSPSR, including design development, constructability review, cost estimating, scheduling, risk identification.
- Coordinate project requirements for the MSPSR modifications and historic restoration elements. This project includes extensive coordination with reviewing agencies such as State Historic Preservation Office, National Capital Planning Commission, and Commission of Fine Arts.
- Develop the basis for future Phase Two scope, pricing, schedule, and contract execution, subject to DC Water review and approval.

Docusign Envelope ID: 6D159CDE-C8BC-8CA9-8158-1F0226E9CDC1

PROCUREMENT INFORMATION

Contract Type:	Progressive Design-Build (DB)	**Award Based On:**	Phase 1: Best Value Phase 2: Negotiated GMP
Commodity:	Design/Construction	**Contract Number:**	250210
Contractor Market:	Open Market		

BUDGET INFORMATION

Funding:	Capital	**Department:**	**Facilities Management**
Service Area:	Main Sewage Pump Station	**Department Head:**	Brent Christ
Project:	SD		

ESTIMATED USER SHARE INFORMATION

User	Share %	Dollar Amount
District of Columbia	89.70%	$ 4,015,159.77
Federal Funds	0.00%	$
Washington Suburban Sanitary Commission	10.30%	$ 461,049.56
Fairfax County	0.00%	$
Loudoun County & Potomac Interceptor	0.00%	$
Total Estimated Dollar Amount	**100.00%**	**$** 4,476,209.33

Signed by:
Kirsten B. Williams, Esq
52A2EE0BEE29492...
9/9/2026
Kirsten B. Williams
Chief Administrative Officer
and Executive Vice President
Date

Signed by:
Lola Oyeyemi
E25E37FD482245D...
9/10/2026
Lola Oyeyemi
Chief Financial Officer and EVP
Finance, Procurement and Compliance
Date

Signed by:
Korey Gray
40BDAE0B31F6429...
9/9/2026
Korey R. Gray
Vice President of Compliance
and Chief Procurement Officer
Date

Matthew T. Brown
Interim Chief Executive Officer
and General Manager
Date

Docusign Envelope ID: 70663D94-83BB-805B-8385-AEE20ABEC90E

DISTRICT OF COLUMBIA WATER AND SEWER AUTHORITY
BOARD OF DIRECTORS CONTRACTOR FACT SHEET

ACTION REQUESTED

CONSTRUCTION CONTRACT - MASTER SERVICE AGREEMENT

Supervisory Control and Data Acquisition System Integrator Services Contract III (Joint Use)

Approval of award and authorization to execute a Master Service Agreement (MSA) with the two qualified contractors for Supervisory Control and Data Acquisition (SCADA) System Integrator (SI) Services III. The total authorized program value shall not exceed $8,000,000 over a three (3) year contract term, plus two (2) one-year option years. Exercise of the option years will be approved at DC Water's sole discretion.

CONTRACTOR/SUB/VENDOR INFORMATION

PRIME:	SUBS:		PARTICIPATION:
M.C. DEAN, Inc 1765 Greensboro Station Place Tysons, VA 22102	CNJ Automation LLC Stephenson, VA	DBE	DBE: 28.0%
	Sigma Associates, Inc. Detroit, MI	DBE	
	BvF Engineering Elkridge, MD	DBE	
	Tilt-Up Construction, Inc West River, MD	WBE	WBE: 4.0%
OPTIMUM CONTROLS CORP 1044 MacArthur Rd, Reading, PA 19605	Calmi Electrical Company Inc. Baltimore, MD	DBE	DBE:28.0%
	C.C. Johnson & Malhotra PC Baltimore, MD	DBE	
	Ideal Electrical Supply Corp Washington, DC	WBE	WBE: 4.0%

DBE Total Participation= 28.0 % - WBE Total Participation = 4%

DESCRIPTION AND PURPOSE

Not-To-Exceed Program Value:	$8,000,000
Contract Time:	1825 Days (3 Years, 2 Option Years)
No. of Option Years in Contract:	2
Anticipated Contract Start Date (NTP):	November 02, 2026
Anticipated Contract Completion Date:	November 02, 2031
Bid Opening Date	August 05, 2026
Other Bids Received:	3

Hampton Roads Automation
Load & Company, Inc
Mc Kim & Creed, Inc

Purpose of the Contract:

Provide SCADA system integrator services to implement necessary upgrades, replacements, and optimizations to increase reliability of the existing water, stormwater, and sewer facilities including pumping stations, tanks, reservoirs, dams, odor control facilities, metering sites, etc.

Contract Scope:

The SCADA SI shall provide comprehensive engineering, design, programming, fabrication, integration, and field services necessary to support the Owner's SCADA network across multiple facilities. Services shall include, but not be limited to, the following:

- Writes and updates control code, sequences, interlocks, and Piping & Instrumentation Diagram (P&ID) loops.
- Builds graphic screens, sets up alarm management, and standardizes database tags.

Docusign Envelope ID: 70663D94-83BB-805B-8385-AEE20ABEC90E

- Maintains control narratives, network diagrams, and as-built drawings.
- Configures Ethernet/IP, Modbus, fiber optics, and managed switches.
- Applies user access controls, network segmentation, and patch management according to DC Water security requirements.
- Troubleshoots system diagnostics and provides unplanned support to address reliability.
- Selects, calibrates, and verifies field loops for sensors and devices to final commissioning.
- Runs Factory Acceptance Testing (FAT) and Site Acceptance Testing (SAT).
- Coordinates installation or new electric utility hookups and new SCADA connections.

Federal Grant Status:

This Construction Contract is eligible for Federal funding assistance.

PROCUREMENT INFORMATION			
Contract Type:	Master Services Agreement	**Award Based On:**	Best Value
Commodity:	Integrator Services	**Contract Number:**	260080
Contractor Market:	Open Market		

BUDGET INFORMATION			
Funding:	Capital	**Department:**	Wastewater Engineering
Service Area:	Sanitary, Storm, Water	**Department Head:**	Ryu Suzuki
Project:	SS, SW		

***ESTIMATED USER SHARE INFORMATION**

User	Share %	Dollar Amount
District of Columbia	100.00%	$8,000,000.00
Federal Funds	0.00%	$
Washington Suburban Sanitary Commission	0.00%	$
Fairfax County	0.00%	$
Loudoun County & Potomac Interceptor	0.00%	$
Total Estimated Dollar Amount	**100.00%**	**$8,000,000.00**

* Work under this contract will be assigned as needed under specific task orders. It is anticipated that Joint Use work may be assigned during the contract period. As tasks are developed for work associated with specific facilities and costs are developed, the individual users will be notified and billed according to agreed cost sharing.

Signed by: Moussa Wone B41797CAE4B8407... 9/9/2026
Moussa Wone / Date
Chief Engineer and Vice President

Signed by: Lola Oyeyemi E25E37FD482245D... 9/10/2026
Lola Oyeyemi / Date
Chief Financial Officer and EVP
Finance, Procurement and Compliance

Signed by: Korey Gray 40BDAE0B31F6429... 9/9/2026
Korey R. Gray / Date
Vice President of Compliance
and Chief Procurement Officer

Matthew T. Brown / Date
Interim Chief Executive Officer
and General Manager

Docusign Envelope ID: B6B74B36-5356-8F22-8367-DCF1D6BB55C0

DISTRICT OF COLUMBIA WATER AND SEWER AUTHORITY
BOARD OF DIRECTORS CONTRACTOR FACT SHEET

ACTION REQUESTED

ENGINEERING SERVICES:

Water, Sewer, Storm Linear Infrastructure Condition Assessment Program (WSSLI-CAP) Contract (Joint Use)

Approval of award and authorization to execute an architectural and engineering services contract not to exceed $50,000,000. The contract will have an initial term of three (3) years, plus two (2) one-year option years. Exercise of the option years will be approved at DC Water's sole discretion.

CONTRACTOR/SUB/VENDOR INFORMATION

PRIME:	SUBS:		PARTICIPATION:
Arcadis District of Columbia, P.C. 1901 L Street, NW, Suite 310 Washington, DC 20036	AB Construction, Inc Laurel, MD	DBE	3.0%
	AB Consultants, Inc. Lanham, MD	DBE	3.0%
	Wave Civil LLC Alexandria, VA	DBE	3.0%
	Arthur Engineering Services, LLC Laurel, MD	DBE	2.0%
	Reviera Entreprises, LLC Forestville, MD	DBE	2.0%
	EBA Engineering Inc. Laurel, MD	DBE	1.0%
	V & A Consulting Engineers Oakland, CA	WBE	4.0%
	TFE Resources LTD Owens Mills, MD	WBE	3.0%
	SZ PM Consultants, Inc. Washington, DC	WBE	1.0%

DBE Total Participation = 14.0% - WBE Total Participation = 8.0%

DESCRIPTION AND PURPOSE

Contract Value, Not-To-Exceed:	$50,000,000.00	
Contract Time:	1825 Days	(3 Years, 2 Option Years)
No. of Option Years in Contract:	2	
Anticipated Contract Start Date:	10-12-2026	
Anticipated Contract Completion Date:	09-30-2031	

Other firms submitting proposals/qualification statements: 1

TYLin

Purpose of the Contract:
For Water, Sewer and Storm linear assets, use appropriate technology and expertise to conduct inspections and condition assessments, provide data analysis, documentation, furnish actionable insights, and a prioritized list of assets for repair, maintenance, or further investigations based on structural integrity, sustainability, and other ancillary conditions and assessments.

Contract Scope:
Plan and perform inspection and assessment of water, sewer, and storm linear infrastructure, including:

- Project management and oversight, including planning, coordination, scheduling, reporting, issue resolution and safety assurance.

Docusign Envelope ID: B6B74B36-5356-8F22-8367-DCF1D6BB55C0

- Obtain and manage required permits, notifications, and approvals.
- Assess condition of water transmission and distribution systems.
- Assess condition of sanitary, combined, and storm collection systems, including pipes, manholes, structures, gravity mains, and pressurized mains.
- Evaluate and analyze defect and inspection data using industry standards and guided DC Water best practices
- Prioritize maintenance, repair, rehabilitation, or replacement based on structural, safety, environmental, and other relevant criteria and highlight conditions requiring immediate action.
- Prepare draft and final condition assessment reports for each project or asset group as requested by DC Water and Conduct workshops to review findings and lessons learned.

PROCUREMENT INFORMATION

Contract Type:	Cost-Plus Fixed Fee	**Award Based On:**	Best Value
Commodity:	Professional Services	**Contract Number:**	DCFA #557-WSA
Contractor Market:	Open Market		

BUDGET INFORMATION

Funding:	Capital	**Department:**	Shared Services and Asset Management
Service Area:	Water, Sewer and Storm	**Department Head:**	Paul Guttridge
Project:	RR, XS, QZ, WQ, FT		

***ESTIMATED USER SHARE INFORMATION**

User	Share %	Dollar Amount
District of Columbia	100.00%	$50,000,000.00
Federal Funds	0.00%	$
Washington Suburban Sanitary Commission	0.00%	$
Fairfax County	0.00%	$
Loudoun County & Potomac Interceptor	0.00%	$
Total Estimated Dollar Amount	**100.00%**	**$50,000,000.00**

*Under the terms of the IMA, the capital costs associated with each joint facility are to be split among the users in proportion to the peak flow each user is allocated. It is not possible, currently, to allocate costs by individual facility. As projects are developed under individual Task Orders for work associated with specific facilities and costs are developed, the individual users will be notified and billed accordingly.

Signed by:
Moussa Wone 9/9/2026
B41797CAF4B8407... /
Moussa Wone Date
Chief Engineer
and Vice President Engineering

Signed by:
Lola Oyeyemi 9/10/2026
E25E37FD482245D... /
Lola Oyeyemi Date
Chief Financial Officer and EVP
Finance, Procurement and Compliance

Signed by:
Korey Gray 9/10/2026
40BDAF0B31F6429... /
Korey R. Gray Date
Vice President of Compliance
and Chief Procurement Officer

/
Matthew T. Brown Date
Interim Chief Executive Officer
and General Manager

Docusign Envelope ID: 6B03D3AE-A751-8E70-82CF-9B9EAC238316

DISTRICT OF COLUMBIA WATER AND SEWER AUTHORITY
BOARD OF DIRECTORS CONTRACTOR FACT SHEET

ACTION REQUESTED

GOODS AND SERVICES OPERATING AGREEMENT

BIOSOLIDS MANAGEMENT
(Joint Use Direct)

Approval to exercise the base award year and approve funding for the base year and all option years (OY1 - OY2) for the biosolids management in the amount of $11,130,000.00.

CONTRACTOR/SUB/VENDOR INFORMATION

PRIME:	SUBS:	PARTICIPATION:
Blue Drop LLC 1385 Canal Street SE Washington, DC 20003	N/A	N/A

DESCRIPTION AND PURPOSE

Base Year Value:	$3,510,000.00
Base Year Dates:	11-01-2026—10-31-2027
No. of Option Years:	2
Total Option Years 1-2 Value:	$7,620,000.00
Option Years 1-2 Dates:	11-01-2027—10-31-2029
Total of all three years:	$11,130,000.00

Purpose of the Contract:

DC Water manages the District of Columbia, Fairfax, Loudoun, and Potomac Interceptor (PI) portions of the biosolids under the Intermunicipal Agreement (IMA). The IMA allows for the management and maintenance of DC Water Class A Biosolids by WSSC and other vendors. This operating agreement supports the management and maintenance of the remaining portion of the Biosolid Class A Exceptional Quality (EQ) not performed by WSSC.

Blue Plains produces approximately 164,250 wet tons of biosolids per year. The total volume of IMA biosolids managed by DC water is approximately 94,280 wet tons per year. The Washington Suburban Sanitary Commission (WSSC) manages the remaining tonnage under a separate contract.

Contract Scope:

To promote, market, and sell Bloom biosolids products in order to generate savings and revenue for all rate payers, including IMA partners. It also includes arranging transportation and land application of any remaining unsold biosolids. Through these actions, the contract aims to target 100% product sales to lower operational costs, and maximize revenue.

Operating Agreement

DC Water Board Resolution #16-90 directs Blue Drop to recognize and maximize the value of all aspects of DC Water operations, specifically identifying Bloom as a key opportunity. Blue Drop manages Blue Plains biosolids for approximately half the cost of a traditional biosolids reuse contract.

For comparison, the WSSC contract manages its portion of same Blue Plains material for $64.80/ton, whereas Blue Drop manages its portion for an average of $32.67/ton. This yields an average savings of $32.13/ton. Total savings of managing Bloom at Blue Drop surpassed $18M since inception and continues to rise annually. Approval of this marketing operations agreement will continue this trend of fiscal savings.

Docusign Envelope ID: 6B03D3AE-A751-8E70-82CF-9B9EAC238316

PROCUREMENT INFORMATION

Contract Type:	Goods and Services	**Award Based On:**	Sole Source
Commodity:	Biosolids Management Service	**Contract Number:**	
Contractor Market:	N/A		

BUDGET INFORMATION

Funding:	Operating	**Department:**	Wastewater Treatment
Project Area:	Blue Plains	**Department Head:**	Nicholas Passarelli

ESTIMATED USER SHARE INFORMATION

User - Operating	Share %	Dollar Amount
District of Columbia	41.52%	$4,621,176.00
Washington Suburban Sanitary Commission	42.58%	$4,739,154.00
Fairfax County	10.17%	$1,131,921.00
Loudoun Water	5.02%	$558,726.00
Potomac Interceptor	0.71%	$79,023.00
TOTAL ESTIMATED DOLLAR AMOUNT	**100.00%**	**$11,130,000.00**

DocuSigned by:
Nicholas Passarelli / 9/8/2026
Nicholas Passarelli Date
Vice-President, Wastewater Operations

Signed by:
Korey Gray / 9/9/2026
Korey Gray Date
VP Compliance and Chief Procurement Officer

Signed by:
dolade oyeyemi / 9/10/2026
Lola Oyeyemi Date
CFO & EVP of Finance, Procurement & Compliance

_____/_____
Matthew T. Brown Date
Interim CEO and General Manager

District of Columbia Water and Sewer Authority

Board of Directors

Environmental Quality and Operations Committee October 15, 2026 / 9:30 am

Microsoft Teams meeting
Click here to join the meeting
Meeting ID: 262 334 429 345 25 Passcode: NG2WC3YL

Call in (audio only) +1 202-753-6714,,923979921#
Phone Conference ID: 923 979 921#

1. **Call to Order** _____ Christopher Herrington, Chairperson
2. **Roll Call** _____ Debra Mathis, Board Secretary
3. **September 2026 Blue Plains Wastewater Treatment Plant Performance** _____ Nicholas Passarelli
4. **Potomac Interceptor Update** _____Matthew Brown
   Moussa Wone
5. **Federal and Local agency impacts to CIP projects & Permitting Challenges** _____Paul Guttridge
6. **Intro to HVAC Mgmnt Strategy & Operator Workspace/Modernization/Enhancement** _ Brent Christ
7. **CIP Scenarios Impacts** _____ Moussa Wone
   Paul Guttridge
8. **Action Items** _____ Moussa Wone
   John Papajohn

   Joint Use
   a. **TBD**

   Non-Joint Use
   b. **TBD**

9. Agenda for November 2026 Committee Meeting _____ Christopher Herrington
10. **Executive Session*** _____ Christopher Herrington
11. **Adjournment** _____ Christopher Herrington

This meeting is governed by the Open Meetings Act. Please address any questions or complaints arising under this meeting to the Office of Open Government at opengovoffice@dc.gov.

1The DC Water Board of Directors may go into executive session at this meeting pursuant to the District of Columbia Open Meetings Act of 2010, if such action is approved by a majority vote of the Board members who constitute a quorum to discuss certain matters, including but not limited to: matters prohibited from public disclosure pursuant to a court order or law under D.C. Official Code § 2-575(b)(1); terms for negotiating a contract, including an employment contract, under D.C. Official Code § 2-575(b)(2); obtain legal advice and preserve attorney-client privilege or settlement terms under D.C. Official Code § 2-575(b)(4)(A); collective bargaining negotiations under D.C. Official Code § 2-575(b)(5); facility security matters under D.C. Official Code § 2-575(b)(8); disciplinary matters under D.C. Official Code § 2-575(b)(9); personnel matters under D.C. Official Code § 2-575(b)(10); third-party proprietary matters under D.C. Official Code § 2-575(b)(11); train and develop Board members and staff under D.C. Official Codes § 2- 575(b)(12); adjudication action under D.C. Official Code § 2-575(b)(13); civil or criminal matters or violations of laws or regulations where disclosure to the public may harm the investigation under D.C. Official Code § 2-575(b)(14); and other matters provided under the Act.

District of Columbia Water and Sewer Authority

Board of Directors

Meeting of the Environmental Quality and Operations Committee – Executive Summary September 17, 2026 / 9:30am

July 2026 Blue Plains Wastewater Treatment Plant Performance

Monthly Average Flow and Permit Parameter Trends

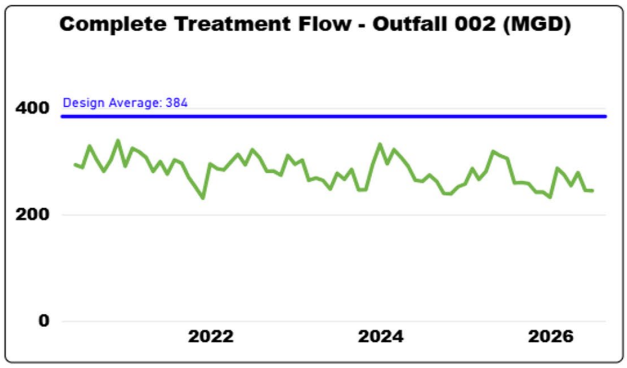

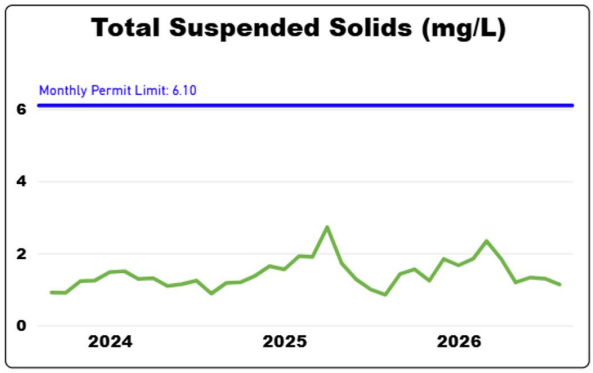

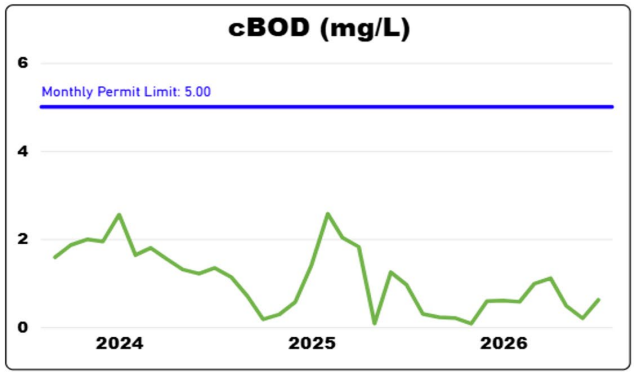

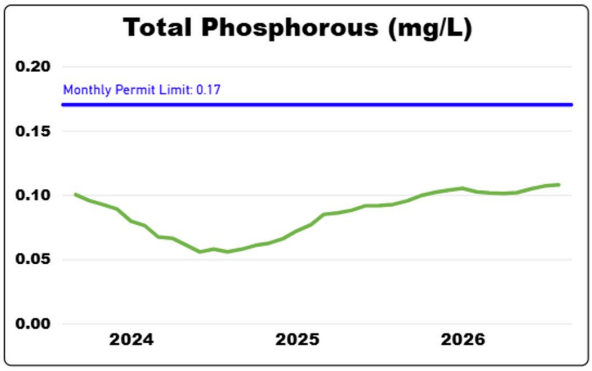

- All weekly and monthly NPDES permit requirements were met
- Average Outfall 002 flow for July 2026: 244.2 MGD
- Peak Day flow for July 22nd at 328.26 MD

Anacostia River Tunnel System
Monthly Performance July 2023 – July 2026

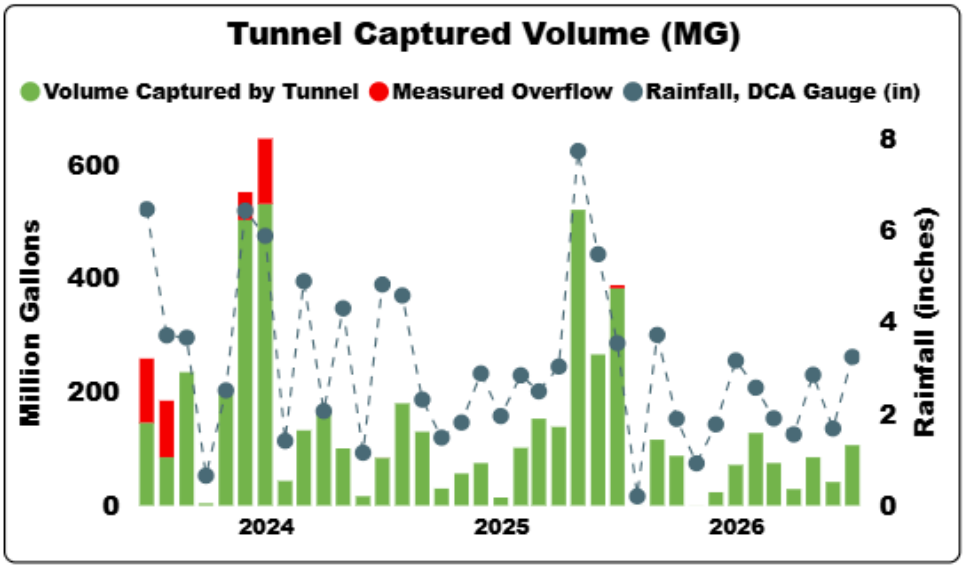

Total Annual System Performance
from Start-Up (2018-2025)

	Anacostia River Tunnel System
Number of events	398
Volume Captured, MG	19,579
Volume to CSO, MG	1,658
Percent Captured, %	92.2

Note: Total System includes Anacostia, Potomac, and Rock Creek
MG ~ Million Gallons
CSO~ Combined Sewer Overflow

1803 MG of volume captured by Anacostia River Tunnel System in Calendar Year 2025, with 5 MG overflow

Blue Plains Electrical Energy Use and Generation

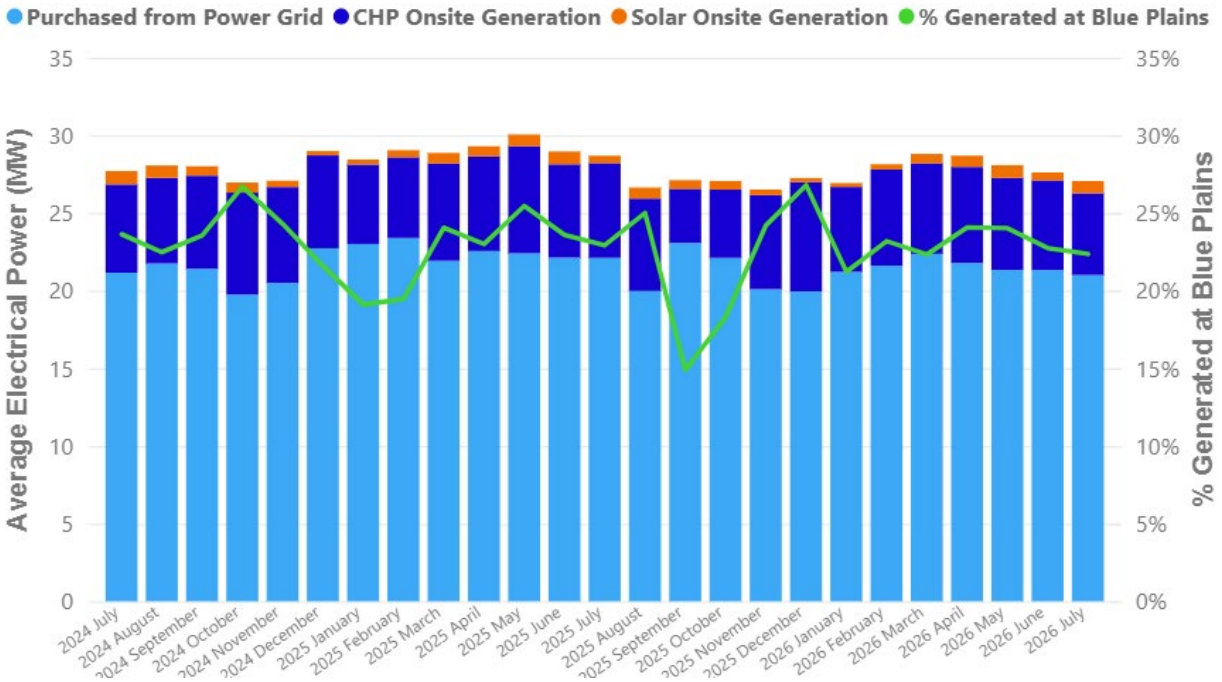

- 22% of electricity was generated onsite
- Combined Heat and Power (CHP) facility produced an average of 6.62 megawatts (MW)
- Solar System produced an additional 0.79 MW of power on average
- Total electricity consumption at Blue Plains averaged 27.06 MW with average of 21.01 MW purchased from PEPCO
- Total Purchased Power Savings 1st half FY26: $1,757,234

Note: Total Purchase Power Savings based on actual grid power invoicing to DC Water and power produced on site at CHP & Solar Panels.

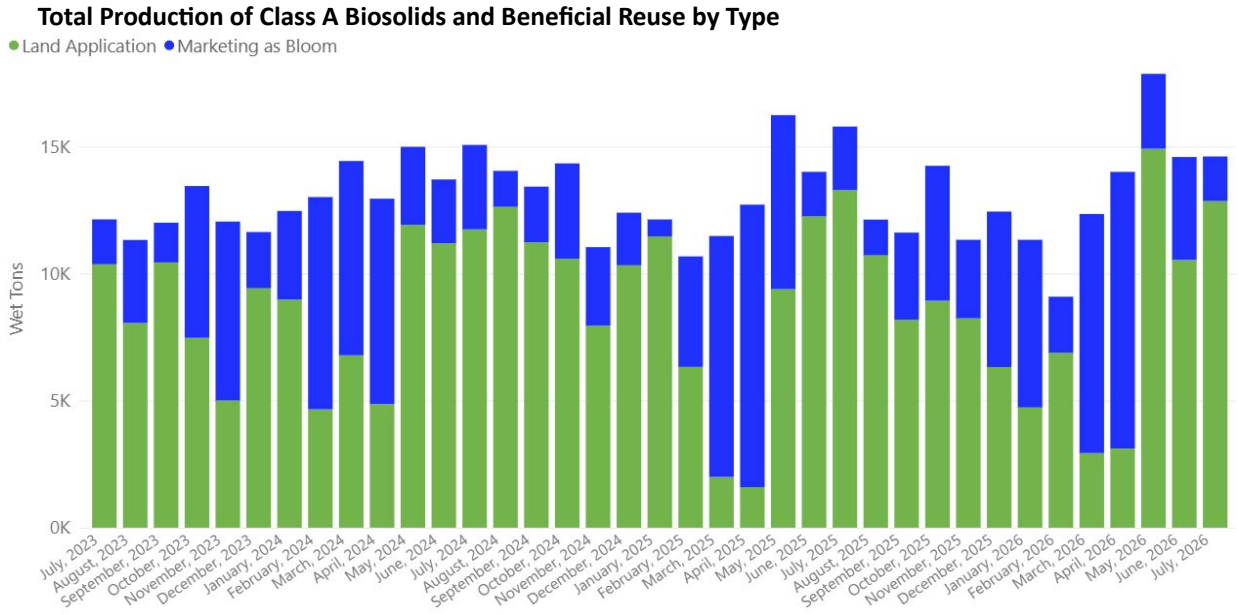

- In July, Blue Drop sold approximately 1,754 tons of Bloom; for a total of 52,356 tons towards the FY26 goal of 62,000 tons.
- Blue Plains Produced 14,606 tons of biosolids for the month with the remaining 12,852 tons managed through land application contracts.

District of Columbia Water and Sewer Authority

Board of Directors

Meeting of the Environmental Quality and Operations Committee – Executive Summary September 17, 2026 / 9:30am

August 2026 Blue Plains Wastewater Treatment Plant Performance

Monthly Average Flow and Permit Parameter Trends

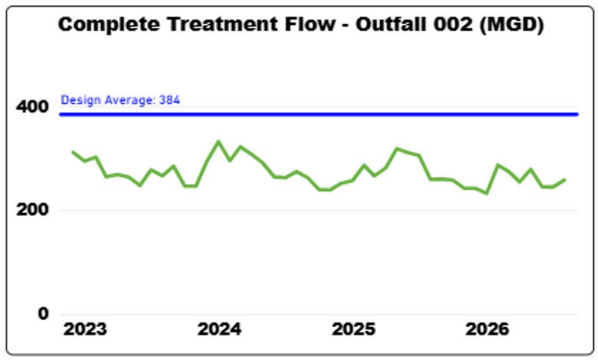

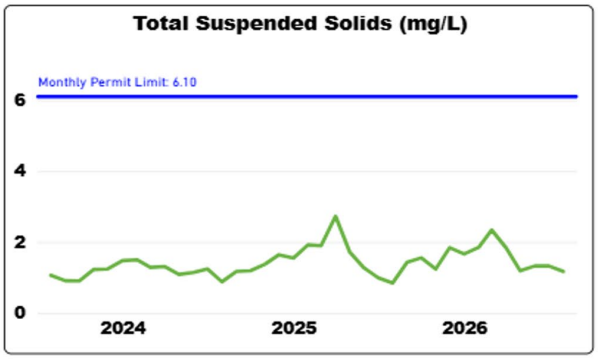

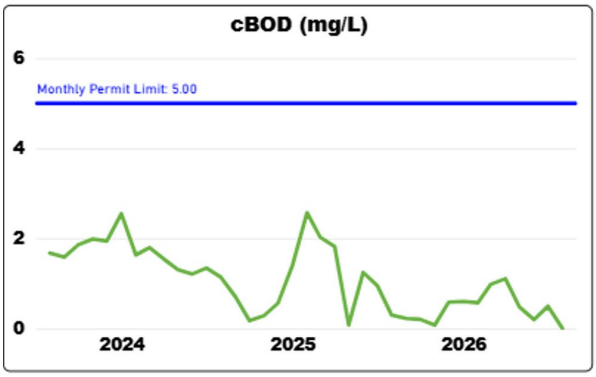

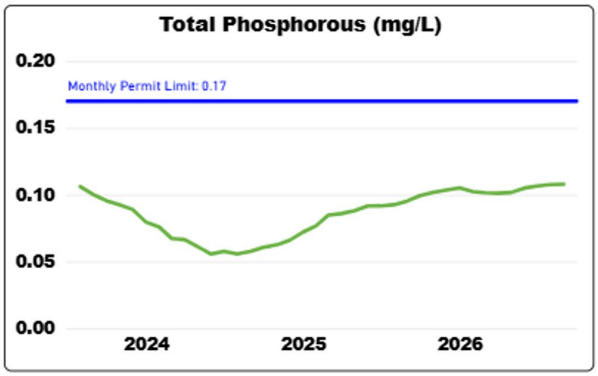

- All weekly and monthly NPDES permit requirements were met
- Average Outfall 002 flow for August 2026: 258.5 MGD
- Peak Day flow for August 2nd at 361.4 MD

Anacostia River Tunnel System
Monthly Performance July 2023 – August 2026

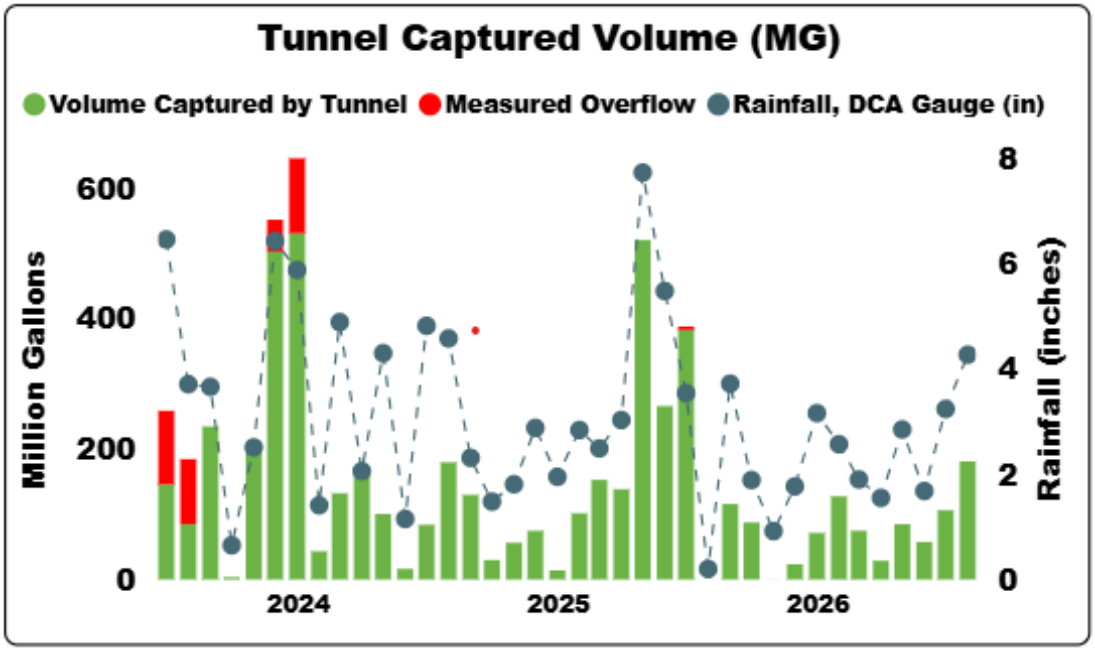

Total Annual System Performance
from Start-Up (2018-2025)

	Anacostia River Tunnel System
Number of events	398
Volume Captured, MG	19,579
Volume to CSO, MG	1,658
Percent Captured, %	92.2

Note: Total System includes Anacostia, Potomac, and Rock Creek
MG ~ Million Gallons
CSO~ Combined Sewer Overflow

1803 MG of volume captured by Anacostia River Tunnel System in Calendar Year 2025, with 5 MG overflow

Blue Plains Electrical Energy Use and Generation

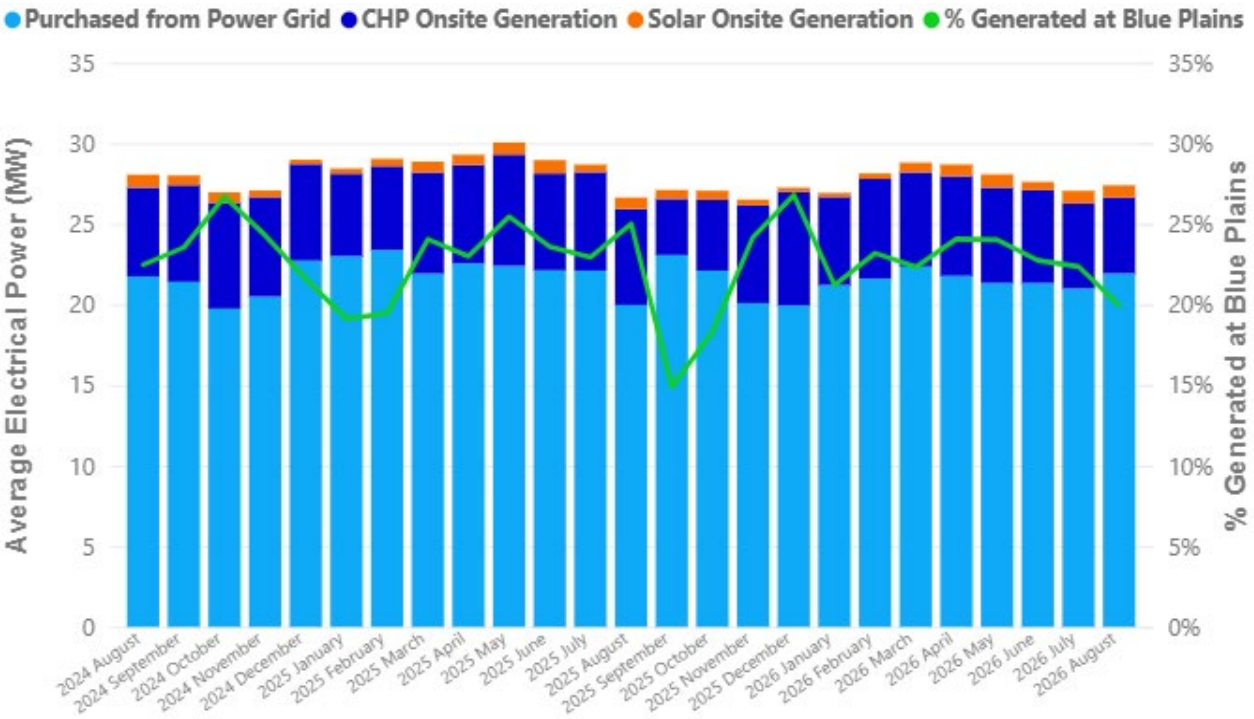

- 20% of electricity was generated onsite
- Combined Heat and Power (CHP) facility produced an average of 4.71 megawatts (MW)
- Solar System produced an additional 0.75 MW of power on average
- Total electricity consumption at Blue Plains averaged 27.41 MW with average of 21.94 MW purchased from PEPCO
- Total Purchased Power Savings 1st half FY26: $1,757,234

Note: Total Purchase Power Savings based on actual grid power invoicing to DC Water and power produced on site at CHP & Solar Panels.

Total Production of Class A Biosolids and Beneficial Reuse by Type

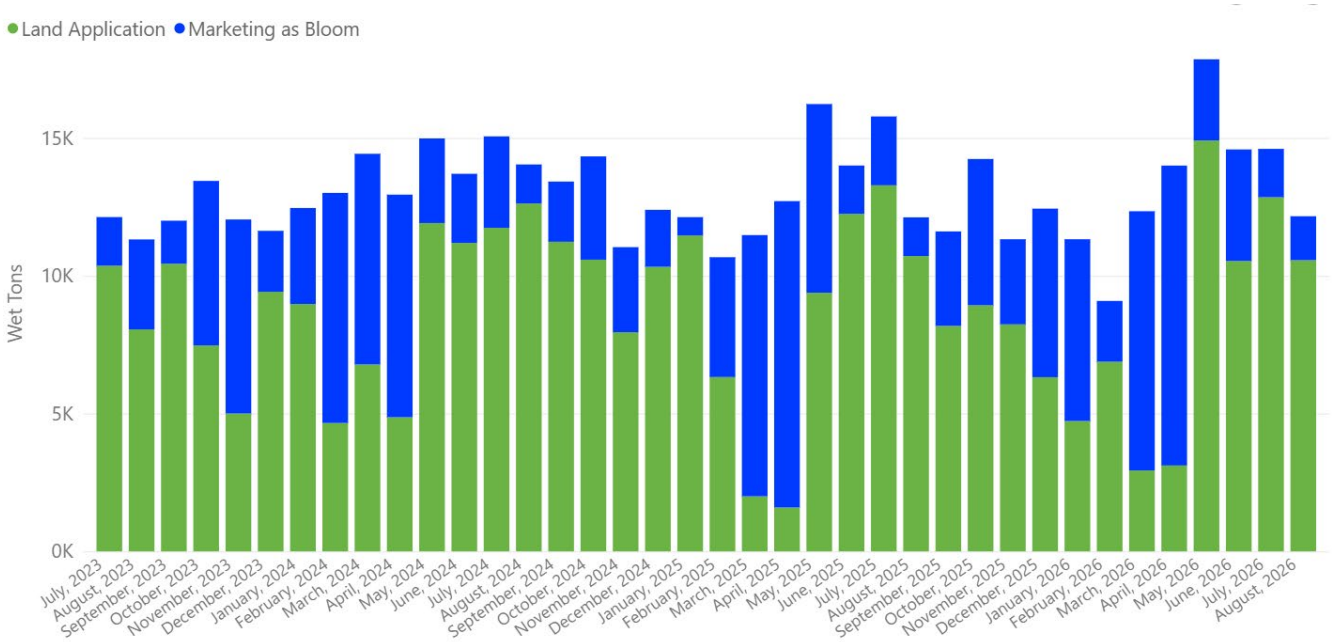

- In August, Blue Drop sold approximately 1,595 tons of Bloom; for a total of 53,951 tons towards the FY26 goal of 62,000 tons.
- Blue Plains Produced 12,163 tons of biosolids for the month with the remaining 10,568 tons managed through land application contracts.

District of Columbia Water and Sewer Authority

Board of Directors

Meeting of the Environmental Quality and Operations Committee – Executive Summary September 17, 2026 / 9:30am

CIP Quarterly Report

Process Facilities Program Updates

Capital Program Delivery

- Construction underway for **Filtration Underdrain and Backwash System** and Draft CFR in development for the **Misc. Filter Upgrades Project** for the **Filtration and Disinfection Upgrades CMAR Portfolio contract.**
- **Headworks Electrical Upgrades** construction NTP issued and Intermediate design for the **Primaries Upgrades** project to be completed in August for the **Headworks and Primary Upgrades CMAR Portfolio** contract.
- Intermediate design submitted for **Floodwall Segments ABD PDB Contract**, ongoing coordination with agencies on permits and third-party approvals. Archeological Work Plan required by SHPO prior to FEMA grant submission. Draft GMP anticipated end of August.

System Reliability and Regulatory Compliance

- Miscellaneous Facilities Upgrades Phase 9 (MFU-9) MSA NTP issued to (4) contractors. Task Orders in development.
- Provide continued engineering support to Department of Wastewater Treatment (DWT) and Department of Pumping and Sewer Operations (DPSO) for emergency and urgent capital needs.

PROJECT SPOTLIGHT:

Miscellaneous Facilities Upgrades Phase 8 – Biosolids Curing Pad - *Ribbon cutting ceremony held Aug 2026. Biosolids facility reached Beneficial Occupancy for storage and curing of biosolids. Solar Panels generating power.*

Sewer Program Updates

ACCOMPLISHMENTS:

- **Anacostia Sewer Rehabilitation PDB:**
  - Phase 1A NTP Issued June 2, 2026.
- **Linear Water & Sewer CMAR MSA:**
  - High-Priority AFM Rehab: Awaiting NPS CatEX permit approval for mobilization, expect this in September.
  - High-Priority UPI Rehab: Received GMP for Voids Repair, expect NTP in September, receiving GMP for balance of High-Priority repairs in September.
  - High-Priority RCMI: Started rehabilitation in the field on 8/24/2026.
  - CIP Projects- kicked off Preconstruction for SLRP4 and SLRP5, expect GMP proposals in October.
- **Completed investigations of pipe and manhole condition for the America 250 State Fair and IndyCar, including GPR along the racetrack.**
- **FY26 inspection totals (through Q3):**
  - **31.3 miles of local sewers (goal=40)**
  - **20.9 miles of very large sewers (goal=12)**
  - **753 manholes (no goal separate from above)**

PROJECT SPOTLIGHT:

Kenilworth Ave & Douglas St: *Investigation of a broken water main in April of 2026 revealed a collapse of a nearby RCP pipe. Cleaning of debris indicated a large void forming that threatened the integrity of a nearby pedestrian bridge.*

The pipe investigation and repairs occurred in June and July of 2026, with backfilling and restoration by August.

- ***The sewer main failure is located in a 20-feet-deep, 24-inch diameter combined sewer pipe that carries flow from Ward 7 area to Blue Plains.***
- ***Figure 1 shows land area above where the failure was identified and the bypass pumping system, and Figure 2 shows the lane closure.***

Figure 2. Lane closure.

Figure 1. Sewer Failure Location (green asterisk) and bypass pumping.

Water Program Updates

Small Diameter Water Project and 18C:

- **SDWM 18B:** 2.77miles (66%) of small diameter pipe installed. Project is currently 6 months ahead of schedule.
- Project aims to replace of 4.11 miles of small diameter mains and associated lead service lines
- A change order to add 4.34 miles to the project is in process, no schedule impacts are expected
- **SDWM 18C:** 2.44 miles (63%) of small diameter pipe installed. Project is currently 5 months ahead of schedule with active construction in 5 locations
- Overall scope seeks to replace 3.55 miles of small diameter water mains and associated lead service lines
- A change order is in process to add 0.6miles to the project is in process, no schedule impacts are expected
- **SDWM 19A:** 0.6 miles (14%) of small diameter pipe installed. Project is currently on schedule with active construction in 4 locations
- Project seeks to replace 4.18 miles of small diameter water mains

PROJECT SPOTLIGHT:

IDIQ Critical Valve Replacement*: This project includes three contracts (JZ01, JZ04, and JZ06) encompassing 66 critical valves across the District. To date, 32 valves have been successfully replaced, including 22 completed prior to FY25 and an additional 10 completed in FY26. Four more valve replacements are scheduled for completion by the end of September 2026. Procurement of all gate and butterfly valves has been completed. Each valve replacement requires extensive coordination with DC Water Operations for system shutdowns and isolations, DDOT permitting, and traffic control, field verification of existing conditions, material procurement, valve installation, backfilling, and final surface restoration. Construction activities are ongoing at multiple locations, with valve replacements progressing in accordance with the planned schedule.*

Installation of 30",24" and a 20" Gate Valve at 17th & Gales ST NE , 06/03/2026

Line Stop Installation at 14th & Pennsylvania Ave

CIP Quarterly Update

FY26 CIP Disbursement Performance

- The proposed baseline projection for FY26 was developed to better align with the anticipated execution of the planned work. The total proposed baseline forecast is **$695M.**
- In Q3, the actuals disbursements to date are $486M compared to $520M forecast.
- As of Q3, the current end of year projection is **$726M** (105%) of the proposed baseline.

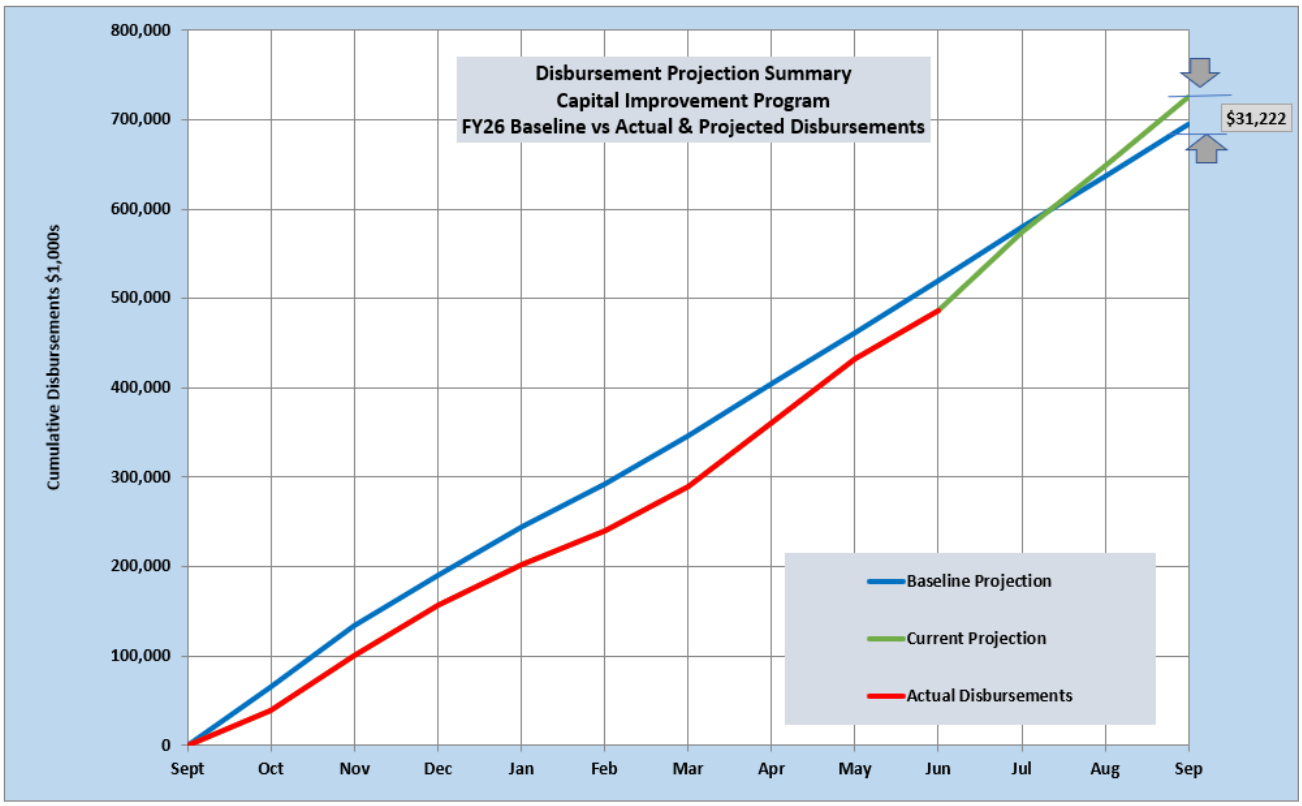

FY26 Spending Performance by Service Area

Service & Program Area Deltas

- **Non-process** service area is behind on planned spending. ($3.3M vs $11.8M planned)
- The **Wastewater Treatment** service area achieved $50M of $62M planned spend, forecast to catchup in the coming quarter.
- The **Water program** achieved $146M of $135M the planned spend through Q3.*
- The **Clean Rivers Area** achieved $180M of $173M of the planned spend for Q3.
- The **Sewer Area** achieved $110M of $118M of the planned spend for Q3, forecast to exceed plan in the coming quarter.

Summary of FY26 KPIs– Schedule Milestones:

	Performance – Q3
41	Total KPIs due this year
17	Q3 KPIs completed within threshold
19	KPIs projected outside threshold (>90 days)

Service Area Projected Year-End Performance

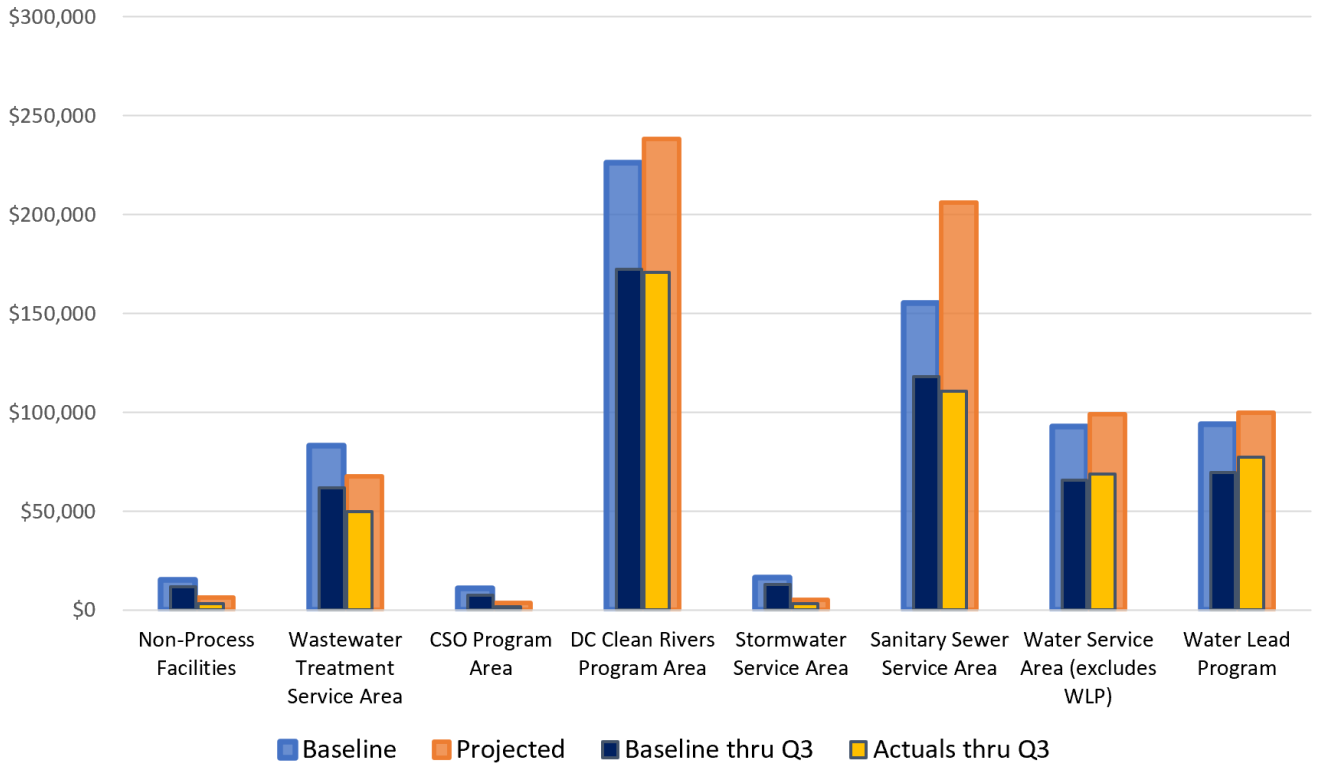

District of Columbia Water and Sewer Authority

Board of Directors

Meeting of the Environmental Quality and Operations Committee – Executive Summary September 17, 2026 / 9:30am

Clean Rivers Quarterly Report

Program Snapshot

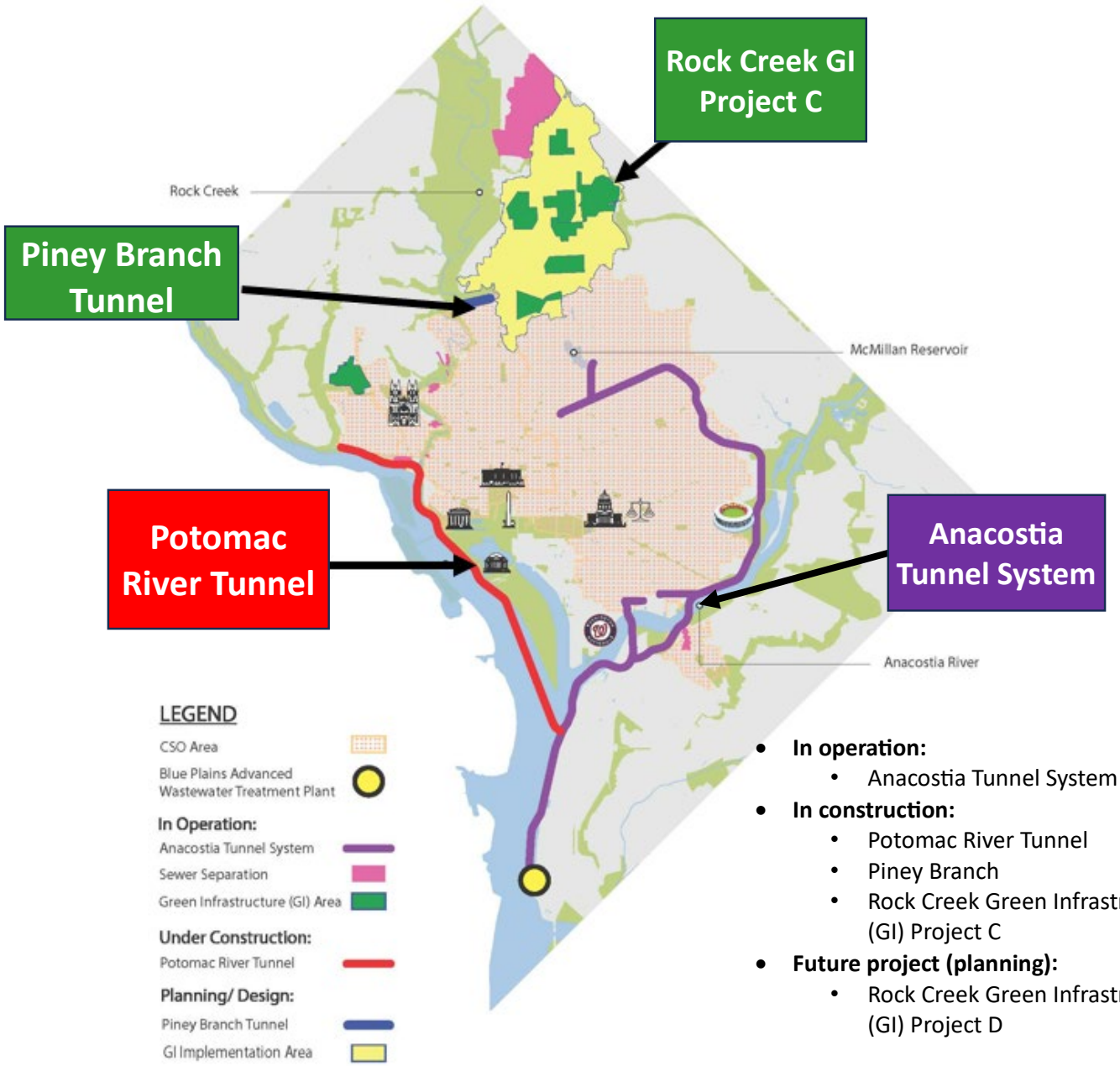

- **In operation:**
  - Anacostia Tunnel System
- **In construction:**
  - Potomac River Tunnel
  - Piney Branch
  - Rock Creek Green Infrastructure (GI) Project C
- **Future project (planning):**
  - Rock Creek Green Infrastructure (GI) Project D

Anacostia Tunnel System Performance
March 2018 – July 2026

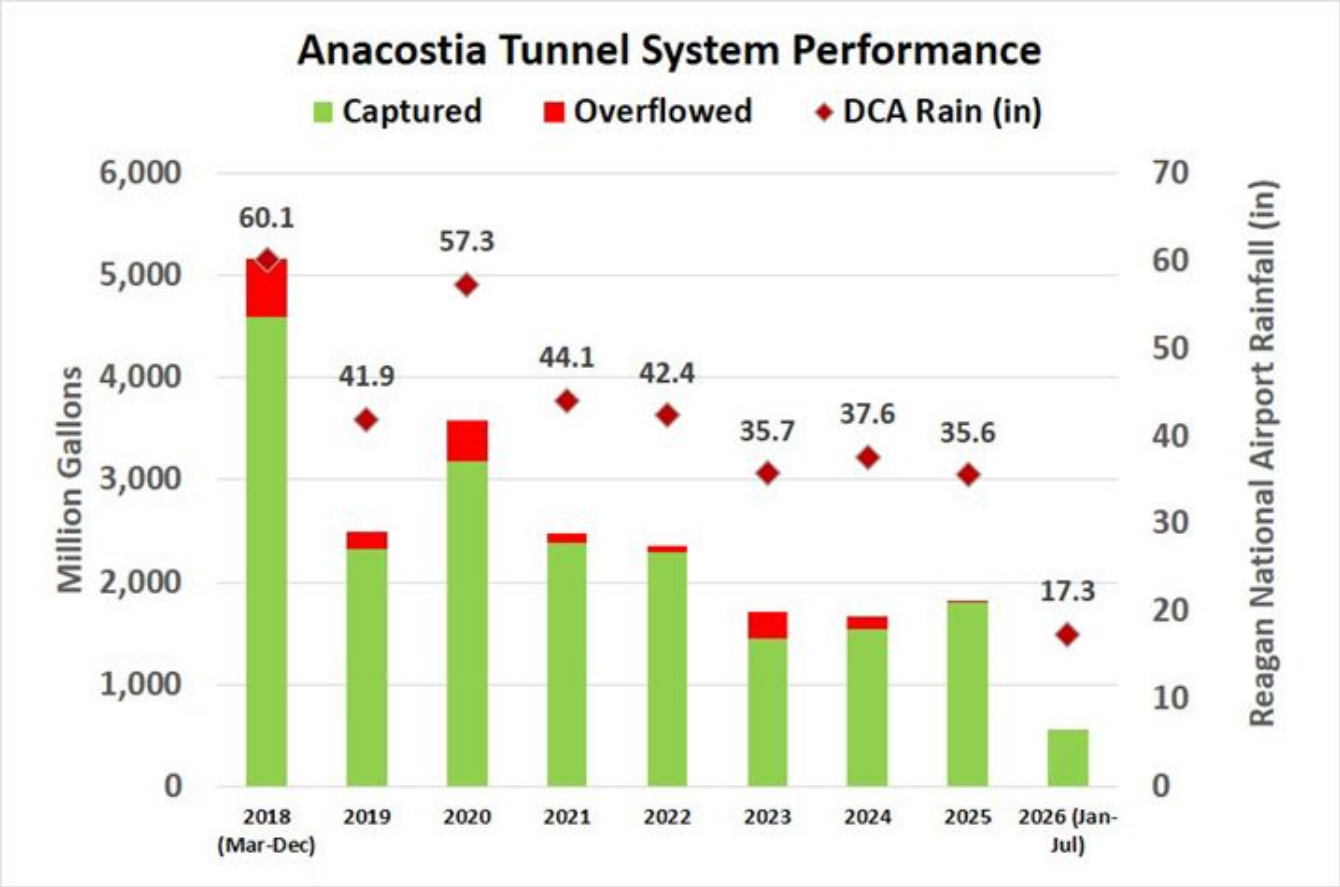

- Over 20.1 billion gallons captured
- 12,912 tons of trash, debris and solids captured

Potomac River Tunnel (PRT)

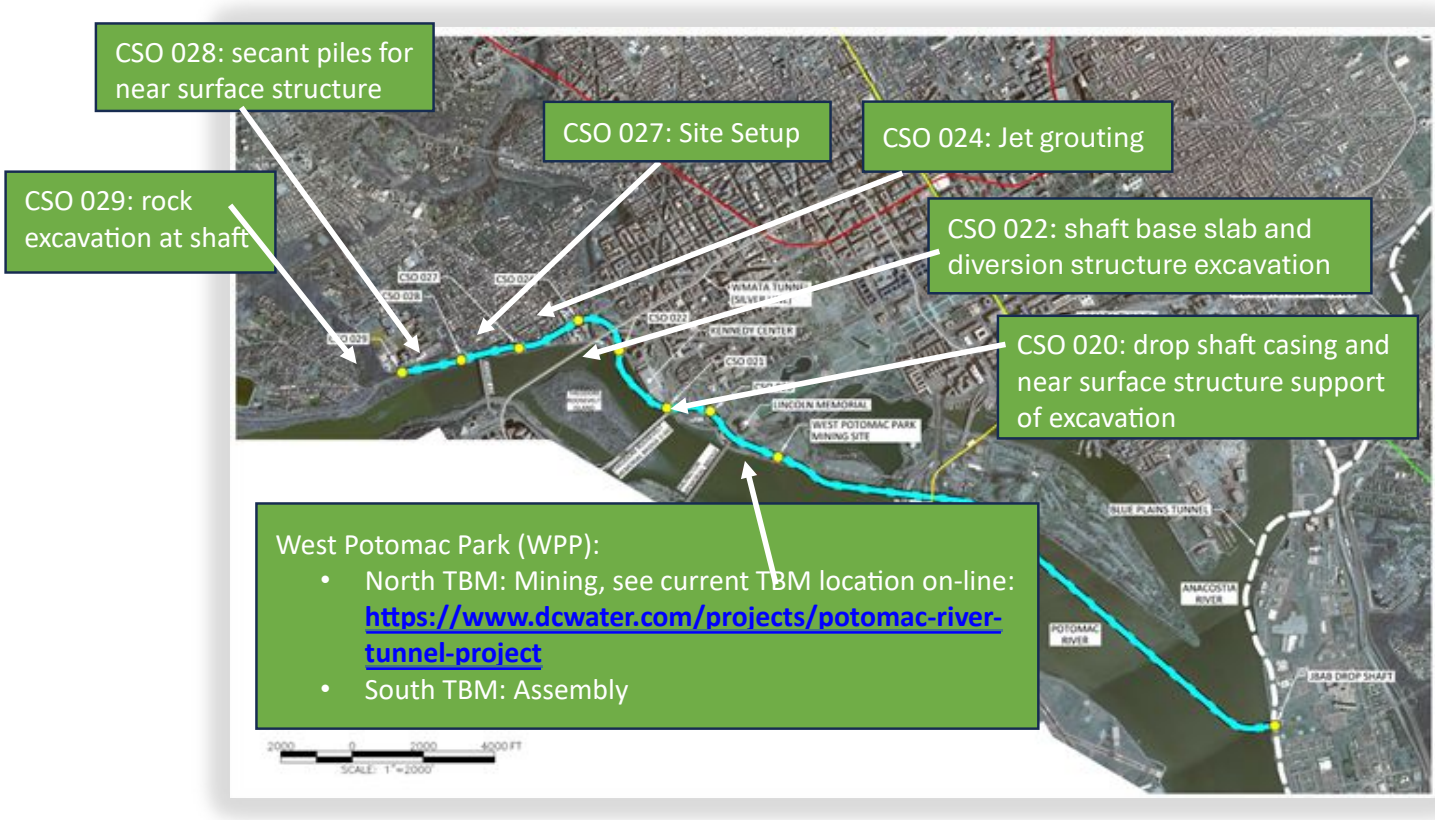

Potomac River Tunnel – Work Progress

West Potomac Park:
Lowering the North TBM

West Potomac Park Site

Potomac River Tunnel – Work Progress

CSO 029: Shaft Rock Excavation

CSO 028: Secant Piles for Near Surface Structures

CSO 024: Jet Grout Sleeves

CSO 022: Reinforcing Shaft Base Slab

Piney Branch Tunnel (RC-T)

Relocated Piney Branch Parkway

Secant Piles for Shaft

Rock Creek Green Infrastructure Project C (RC-C)



- Under construction and includes 43 permeable alleys in the Rock Creek/ Piney Branch CSO 049 sewershed
- 32 facilities completed, 3 facilities in active construction

Projects to Complete Consent Decree

Project	Construction Timeframe
Anacostia River	
All controls	In service
Potomac River	
Potomac River Tunnel	2024 – 2030 (in construction)
Rock Creek	
Green Infrastructure Project C	2025 – 2027 (in construction)
Green Infrastructure Project D	2028 – 2030 (future project)
Piney Branch Tunnel	2026 – 2029 (in construction)

District of Columbia Water and Sewer Authority

Board of Directors

Meeting of the Environmental Quality and Operations Committee – Executive Summary September 17, 2026 / 9:30am

Lead Free DC & Small Diameter Water Main Replacement Quarterly Update

Lead Free DC KPI Dashboard

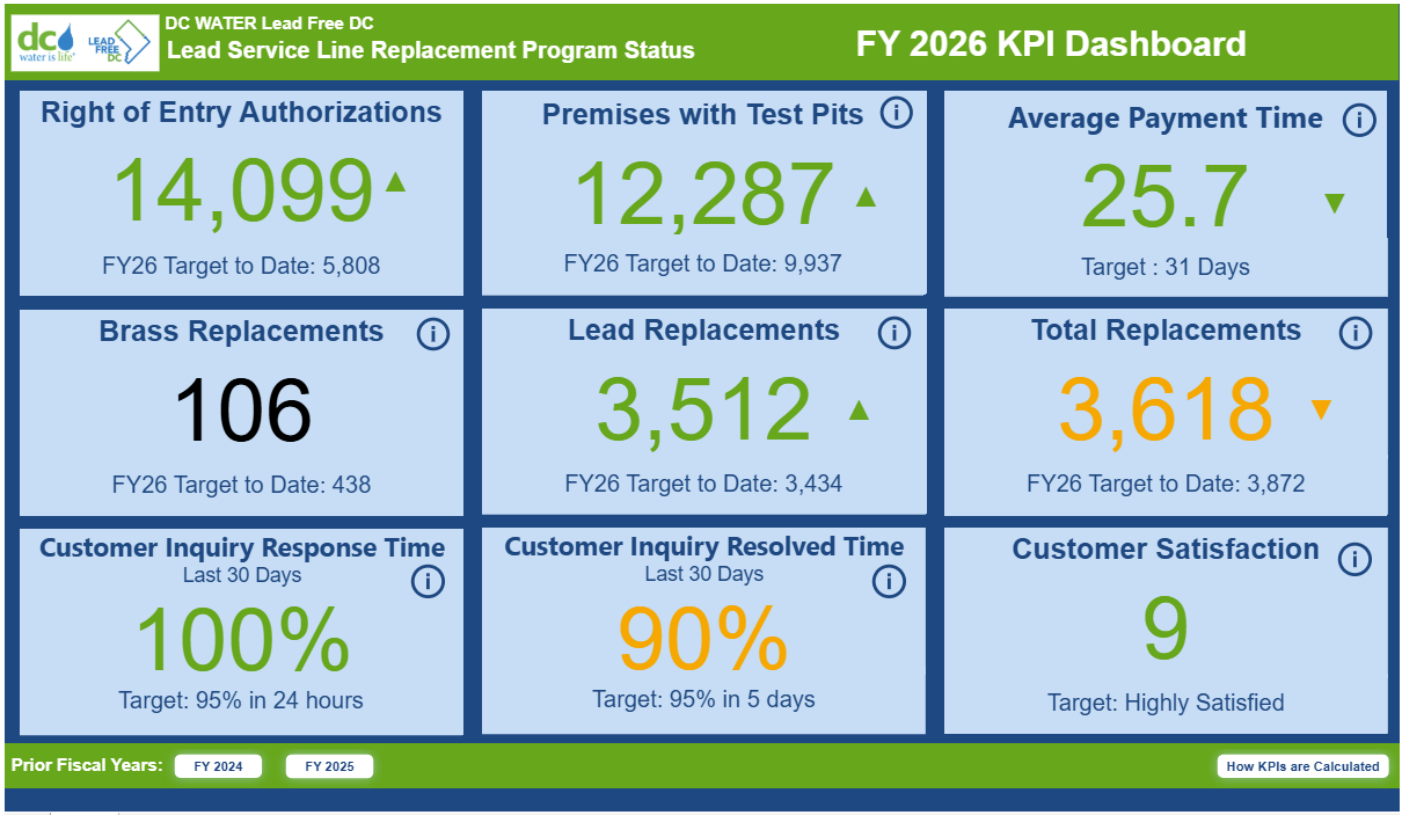

Lead Free DC FY26 Targets

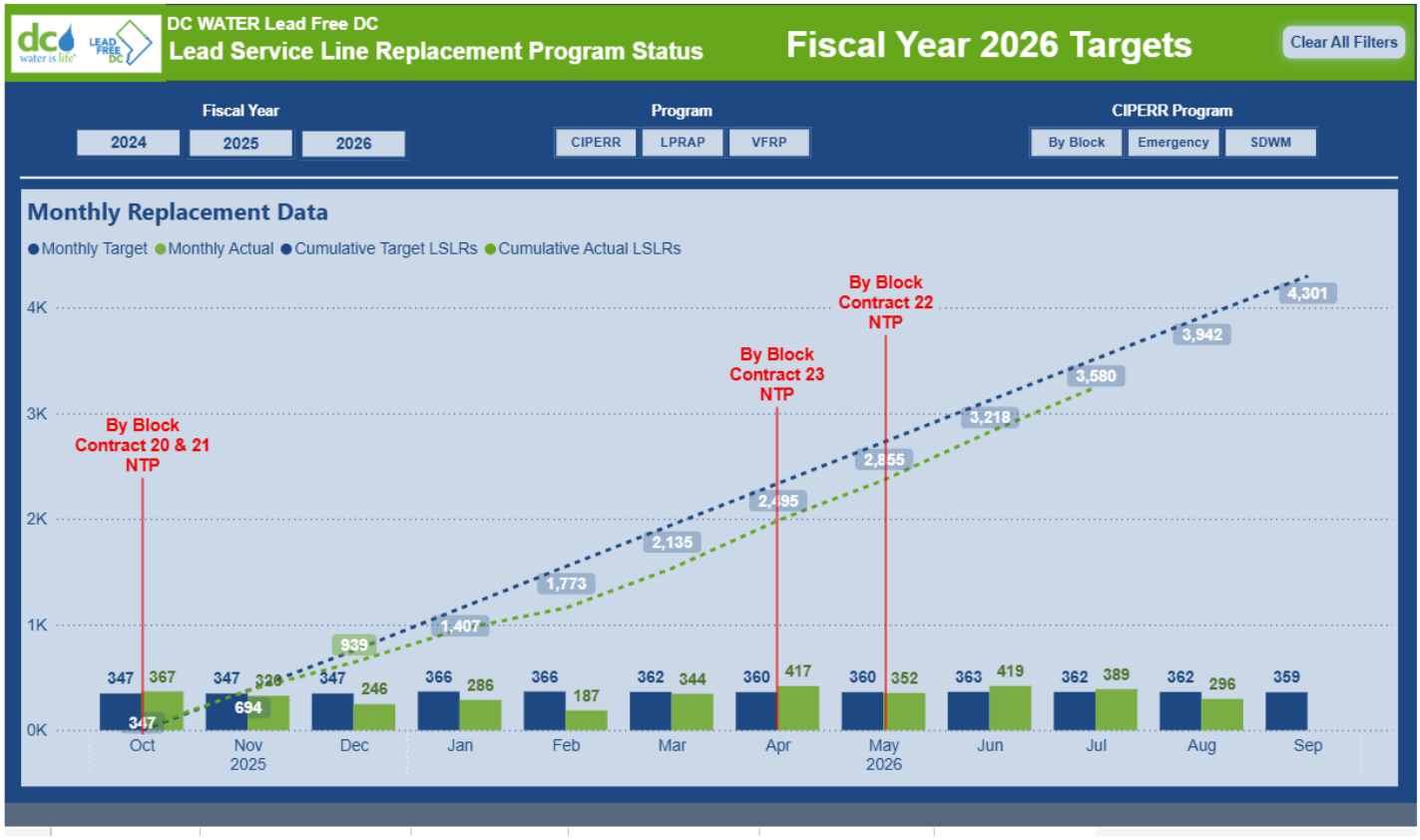

SDWM FY26 Mileage: Cumulative and Monthly

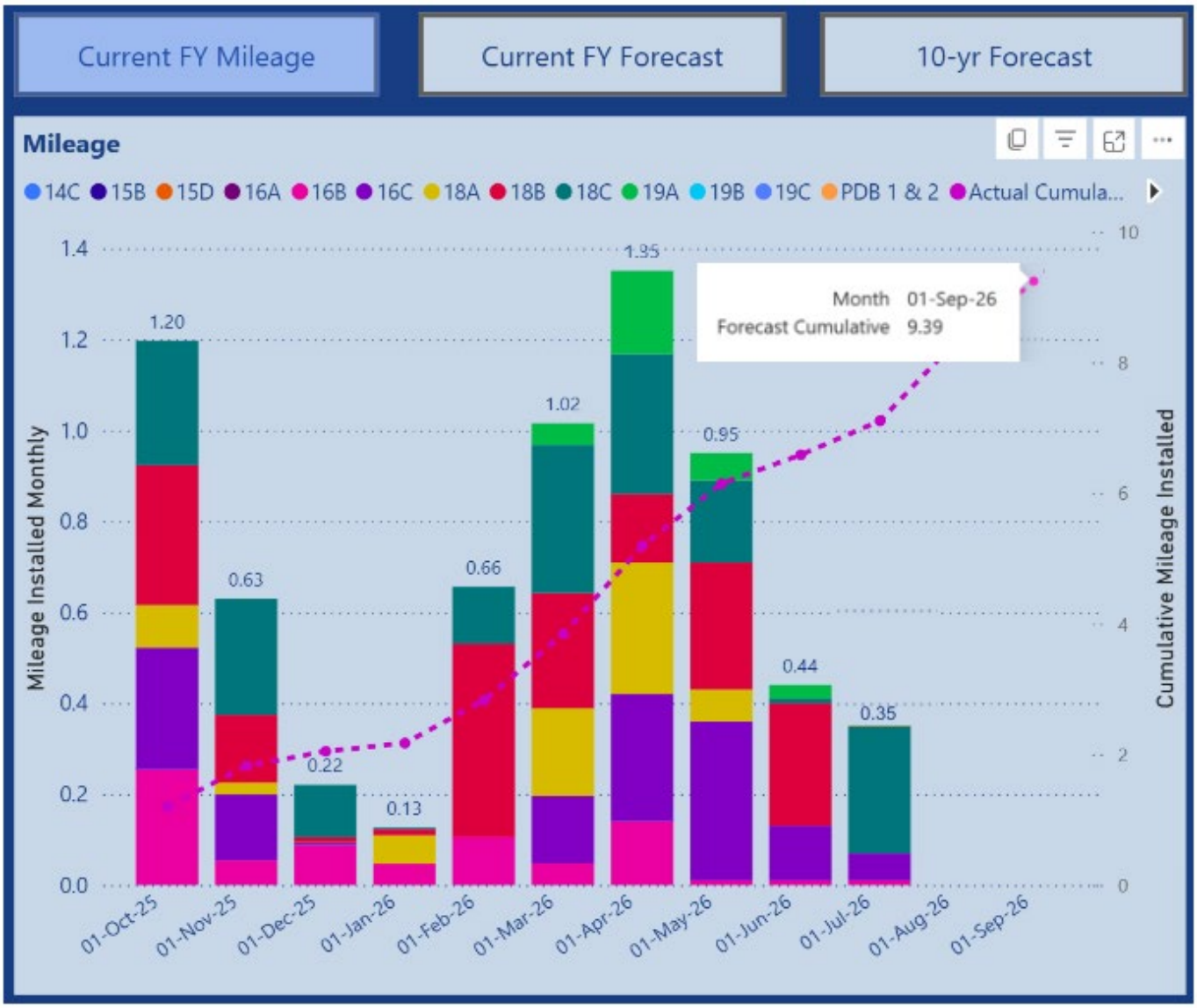

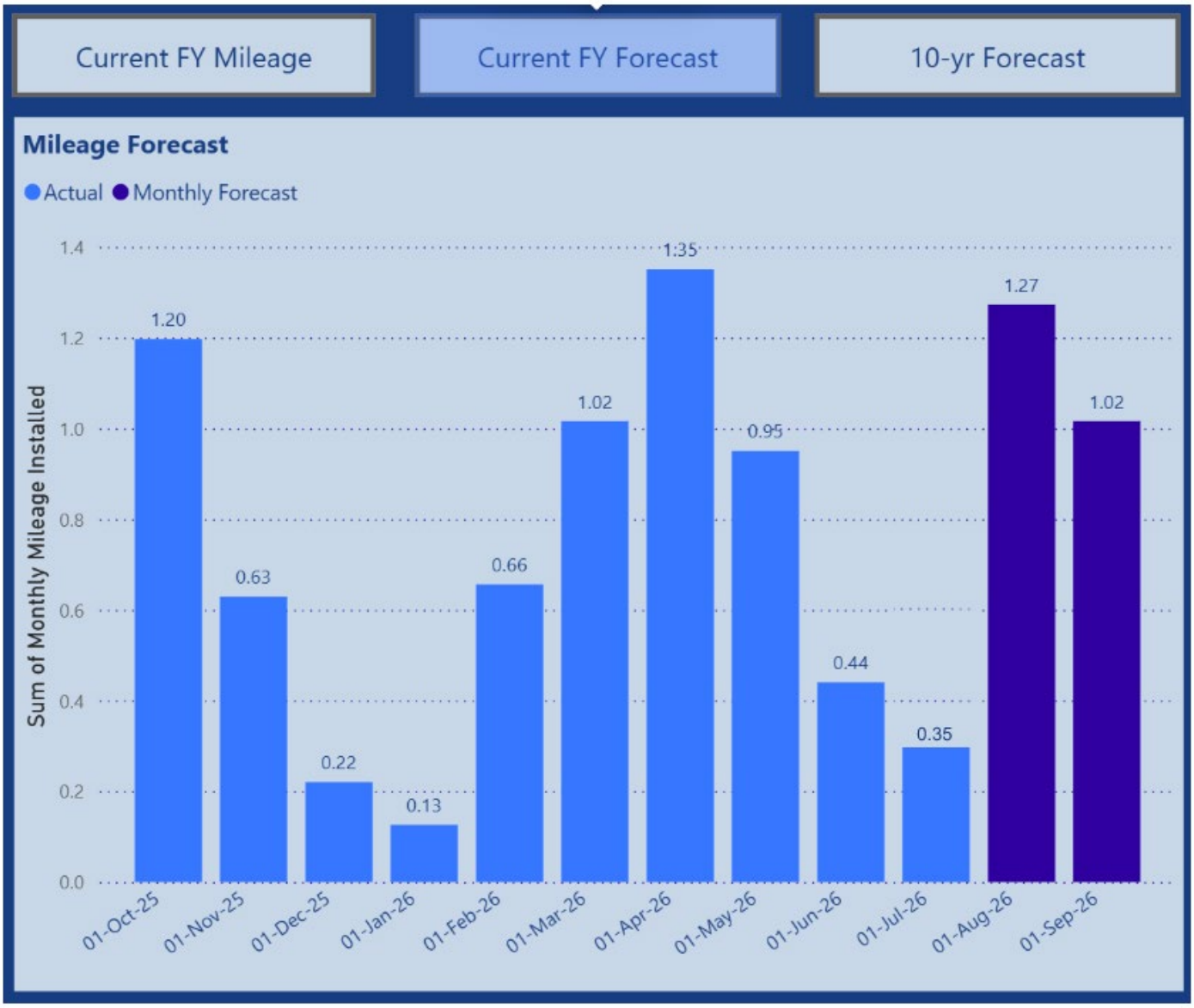
Current FY Mileage
Current FY Forecast
10-yr Forecast
Mileage Forecast
Actual
Monthly Forecast
Sum of Monthly Mileage Installed
1.4
1.2
1.0
0.8
0.6
0.4
0.2
0.0
1.20
0.63
0.22
0.13
0.66
1.02
1.35
0.95
0.44
0.35
1.27
1.02
01-Oct-25
01-Nov-25
01-Dec-25
01-Jan-26
01-Feb-26
01-Mar-26
01-Apr-26
01-May-26
01-Jun-26
01-Jul-26
01-Aug-26
01-Sep-26

Lead Free DC – Year over Year Improvement

Season-to-date performance (Q1-Q3), compared across fiscal years. Every core metric is up FY24 → FY26.

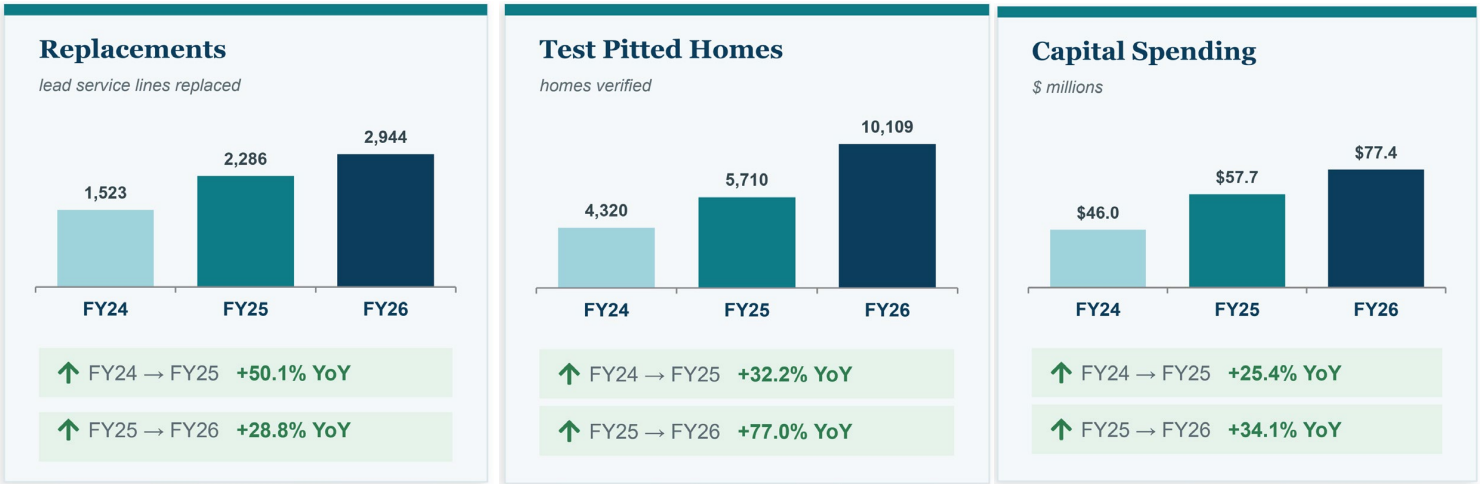

Bottom line: Replacements, test-pit verifications, and capital delivery are all growing year over year.

Lead Free DC

- Overall replacement production has been impacted by an increasing rate of non-lead service line identification through test pits.
- Lead service line replacement production is on target, however brass service line replacements have not been identified at the rate expected.
- FY26 Q3 was the highest replacement and test pit production since the program began
    - Year over year replacement production higher than the same period in FY25.
- More than 50% of DC Water's pipe material inventory has now been verified (over 63,900 premises).
- Coordination with DDOT has resulted in over $1,403,692 in paving savings to date.

New copper service line and curb stop

- The LFDC Customer Service team began testing Lead Utility Customer Assistance (LUCA), the new AI agent that will assist in responding to customer inquiries.
- The LFDC Team continued our partnership with DOEE to have contractors replace filters after lead ser vice line replacement at child development facilities.
- The LFDC Team worked in partnership with DCHA to secure agreements for over 450 locations that require material verification
- The public comment period for the proposed House by House lead pipe replacement program rulemakings ended on June 23,2026. We shared a summary of responses at EQ & Ops meeting in July.
- The LFDC Team worked with the DC Board of Medicine to publish information about the program in their July 2026 newsletter.

Board of Medicine Issue #1

Lead Free DC: Protecting Patient Health

There is no safe level of lead exposure. While drinking water meets federal standards at the source, lead can enter through service lines, the pipes that connect water mains to homes. Exposure is often not immediately visible in clinical settings but can result in serious, long-term health impacts, particularly for children under 6 and pregnant individuals. Removing lead pipes is one of the most effective ways to prevent exposure.

According to the Centers for Disease Control and Prevention, approximately 500,000 U.S. children under age 6 have blood lead levels above 3.5 µg/dL, underscoring the ongoing scope of lead exposure as a significant public health concern and its association with developmental delays, learning and behavioral disorders, and long-term cognitive impairment, including decreased attention span and academic underachievement.

DC Water's Lead Free DC (LFDC) program, launched in 2019, is a District-wide initiative to accelerate lead service line replacement and eliminate an estimated 42,000 lead service lines across Washington, DC at no cost (for free). To date, more than 12,000 service lines have been replaced, with **continued progress toward protecting public health.**

How You Can Help

Medical professionals are trusted messengers and can play a key role by:

- Sharing information on lead exposure and prevention
- Directing patients to available programs
- Displaying educational materials in clinical settings

Resources

Learn more and access patient resources:

- dchealth.dc.gov
- dcwater.com/lead

For additional information on water filtration or service line replacement, contact **lead@dcwater.com** or call **202-787-4044**.

Contact DC's Childhood Lead Poisoning Prevention Program by email: **leadsafety@dc.gov**

LFDC's publication in the DC Board of Health Newsletter

LFDC attends the GWRCCC Earth DayGreen Expo

SDWMR – FY26 Updates

- Small Diameter Water Main replacement production reached the target for the April – June period.
- Small Diameter Water Main replacement production was below the target for July due to multiple contracts transitioning into non-mileage-producing phases and the construction phase of PDB 1&2 not yet starting.
- Resolutions were implemented to increase mileage in both the current and upcoming FY.
    - Change orders executed to add additional locations to existing contracts are expected to add 0.12 miles this FY.
    - Emergency water main replacement from by-block is expected to add 0.05 miles this FY.
    - Additional change orders and reorganization of future packages to be bid will add 2 miles to next year's projections.

The LFDC Team works on a tie-in at Eastern Ave and Polk St NE