



DISTRICT OF COLUMBIA WATER AND SEWER AUTHORITY

Board of Directors

*Meeting of the
Environmental Quality and Sewerage Services
Committee*

*5000 Overlook Avenue, SW, Room 407
Thursday, September 15, 2016
9:30 a.m.*

- | | | |
|-------------------|--|----------------------------------|
| | I. Call to Order | David Lake
Acting Chairperson |
| 9:30 a.m. | II. AWTP Status Updates
1. BPAWTP Performance | Aklile Tesfaye |
| 9:45 a.m. | III. CIP Quarterly Report | Liliana Maldonado |
| 9:55 a.m. | IV. DCCR Update | Carlton Ray |
| 10:15 a.m. | V. Action Items | |
| | Joint Use | Dan Bae / Liliana Maldonado |
| | 1. WAS-12-063-AA-RA - Protective Services, Allied Barton | |
| | 2. GS11T088BJD6001 - Telecommunication Services, Verizon | |
| | 3. 15-PR-DWT-21 - Supply and Delivery of Sodium Hypochlorite, Kuehne Company | |
| | 4. WAS-11-017-AA-SC - High Vacuum High Pressure Cleaning Services, Mobile Dredging and Pumping Company | |
| | 5. 15-PR-DWT-02 - Industrial Cleaning Service, Charmay Inc. | |
| | 6. 16-PR-SEC-23 - Security Systems Integration and Management Services, Enterprise Security Solutions | |
| | 7. WAS-12-026-AA-JR - Annual Maintenance for Electrical Control Equipment, M. C. Dean | |
| | Non-Joint Use | |
| | 1. IFB No. 130230 - Georgetown Combined Sewer Rehabilitation, Proshot Concrete, Inc. | |
| 10:30 a.m. | VI. Executive Session | |

10:55 a.m. VII. Adjournment

David Lake
Acting Chairperson

* The DC Water Board of Directors may go into executive session at this meeting pursuant to the District of Columbia Open Meetings Act of 2010, if such action is approved by a majority vote of the Board members who constitute a quorum to discuss: matters prohibited from public disclosure pursuant to a court order or law under D.C. Official Code § 2-575(b)(1); contract negotiations under D.C. Official Code § 2-575(b)(1); legal, confidential or privileged matters under D.C. Official Code § 2-575(b)(4); collective bargaining negotiations under D.C. Official Code § 2-575(b)(5); facility security under D.C. Official Code § 2-575(b)(8); disciplinary matters under D.C. Official Code § 2-575(b)(9); personnel matters under D.C. Official Code § 2-575(b)(10); proprietary matters under D.C. Official Code § 2-575(b)(11); decision in an adjudication action under D.C. Official Code § 2-575(b)(13); civil or criminal matters where disclosure to the public may harm the investigation under D.C. Official Code § 2-575(b)(14), and other matters provided in the Act.

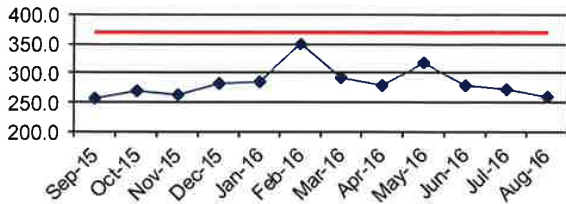
Follow-up Items from Prior Meetings:

1. Assistant General Manager, Blue Plains: Provide an update to the Committee on development of a marketing plan for commercialization of DC Water's bio solids generated product. **{To be scheduled at a later time}**
2. Assistant General Manager, Blue Plains: Provide an update to the Committee on when performance-related tests of the CHP facility will be complete. **{To be scheduled at a later time}**

DEPARTMENT OF WASTEWATER TREATMENT August 2016

Average plant performance for the month was excellent with all effluent parameters well below the seven-day and monthly NPDES permit requirements. The monthly average influent flow was 259 MGD. There was 5 MG of Excess Flow during this reporting period. The following Figures compare the plant performance with the corresponding NPDES permit

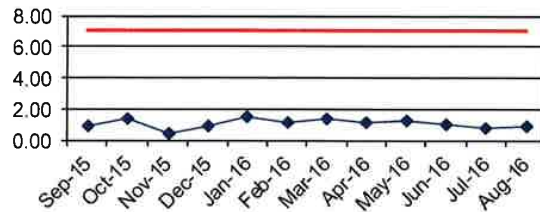
Plant Influent Flow (mgd)



■ Influent Flow — Average Design Capacity

This graph illustrates the monthly average influent flow to the plant. The design average flow is 370 MGD. Blue Plains has a revised 4-hour peak flow capacity of 511 MGD through complete treatment. Flows up to 336 MGD in excess of the 511 MGD peak capacity receive primary treatment, disinfection and dechlorination.

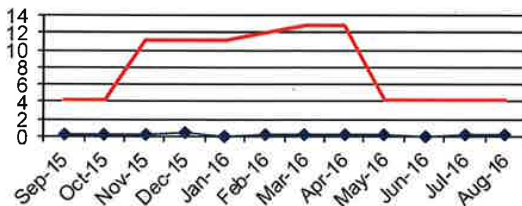
TSS (mg/l)



■ Effluent TSS — Permit Limit

Effluent Total Suspended Solids (TSS) is a measure of the amount of solid material that remains suspended after treatment. The effluent TSS concentration for the month averaged 0.95 mg/L, which is below the 7.0 mg/L permit limit.

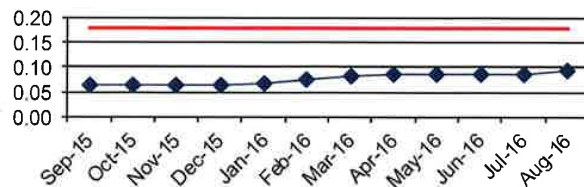
Ammonia (mg/l)



■ Effluent NH3 — Permit Limit

The Ammonia Nitrogen (NH₃-N) is a measure of the nitrogen found in ammonia. For the month, effluent NH₃-N concentration averaged 0.23 mg/L and is below the average 4.2 mg/L limit.

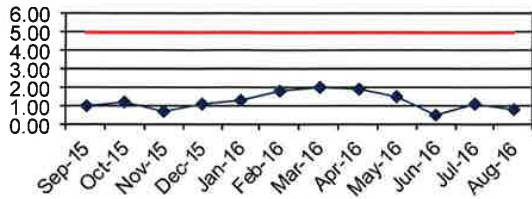
Total Phosphorus Annual Average (mg/l)



■ Effluent TP — Permit Limit

The Total Phosphorus (TP) is a measure of the particulate and dissolved phosphorus in the effluent. The annual average effluent TP concentration is 0.10 mg/L, which is below the 0.18 mg/L annual average limit.

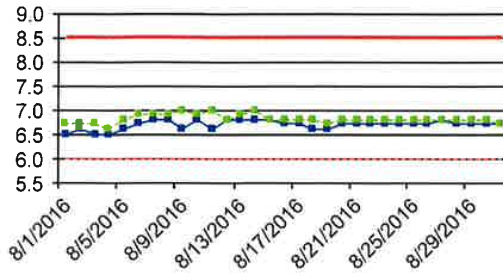
CBOD (mg/l)



■ Effluent CBOD — Permit Limit

Carbonaceous Biochemical Oxygen Demand (CBOD) is a measure of the amount of dissolved oxygen required for the decomposition of organic materials. The effluent CBOD concentration averaged 0.82 mg/L (partial month), which is below the 5.0 mg/L limit.

Min and Max Instantaneous pH

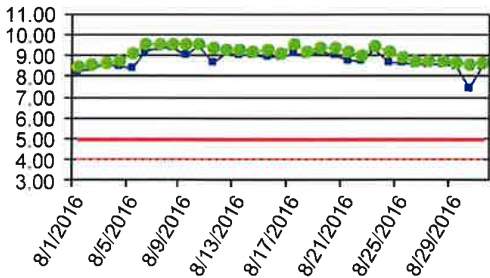


● MAX pH ■ MIN pH — Upper Limit - - Lower Limit

pH is a measure of the intensity of the alkalinity or acidity of the effluent. The minimum and maximum pH observed were 6.5 and 7.0 standard units, respectively. The pH was within the permit limits of 6.0 and 8.5 for minimum and maximum respectively.

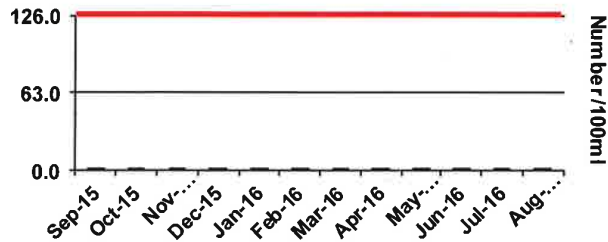
E. coli

Daily and Instantaneous Min DO



● MIN Daily Average ■ Instant MIN DO
— MIN Daily Average Limit - - Instant MIN Limit

Dissolved Oxygen (DO) is a measure of the atmospheric oxygen dissolved in wastewater. The DO readings for the month are within the permit limits. The minimum daily average is 8.5 mg/L. The minimum instantaneous DO reading is 7.4 mg/L. The minimum permit limits are 5.0 mg/L and 4.0 mg/L respectively.

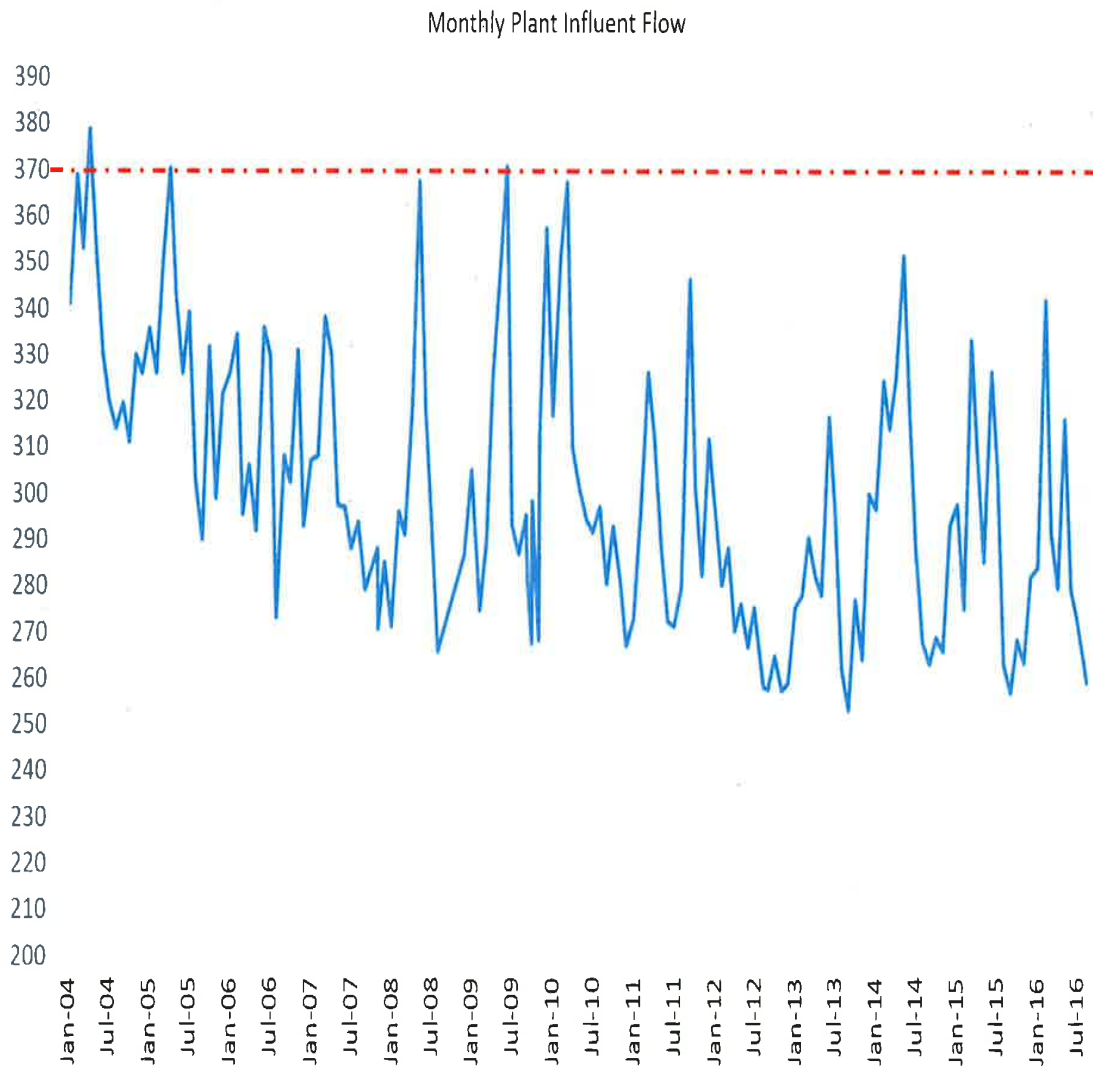


■ E. coli Geomean — Permit Limit

E.coli is an indicator of disease causing organisms (pathogens). The E.coli permit limit is 126/100mL. The E coli geometric mean is 1.3/100mL, and well below the permit limit.

Long Term Plant Flow Trend

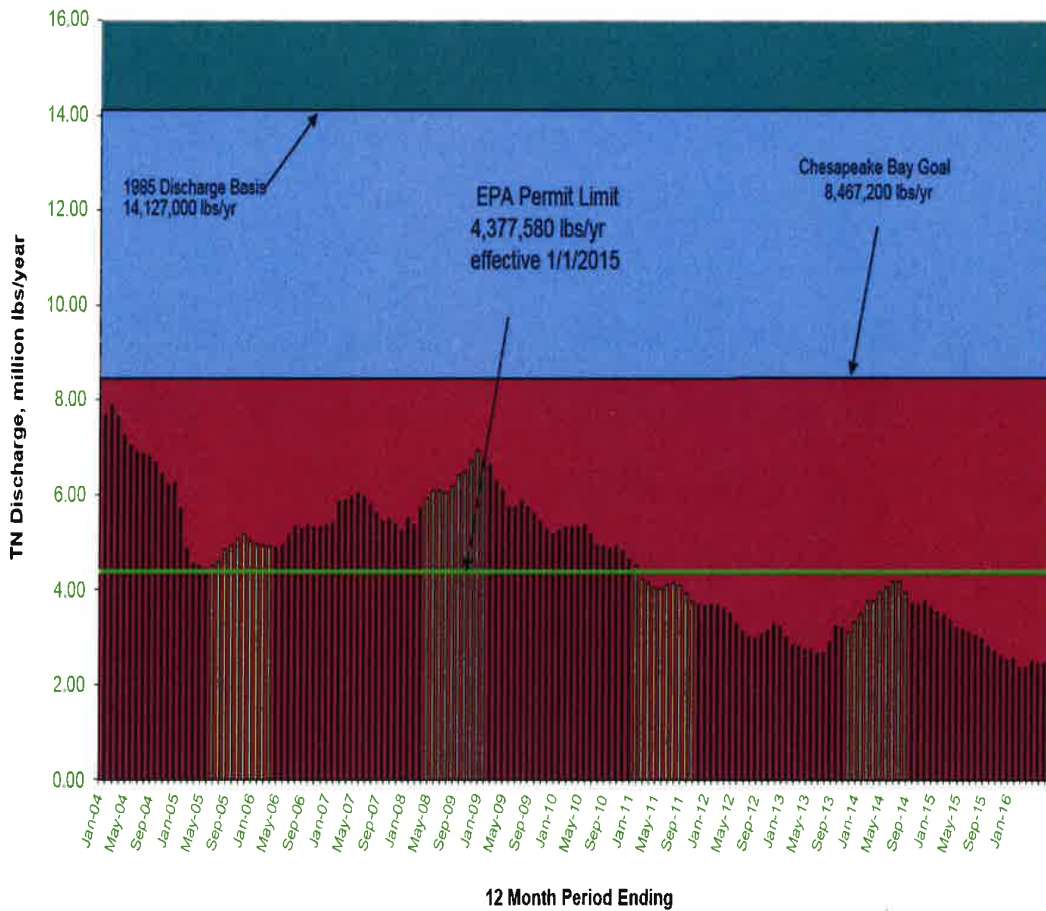
The graph below shows the influent flow trend to the plant over a period. Flow rate to the plant has been decreasing through 2012. While for any given month the flow is weather dependent, over time, the trend line shows that the averaged flows since 2013 have been relatively constant.



BIOLOGICAL NUTRIENT REMOVAL PERFORMANCE

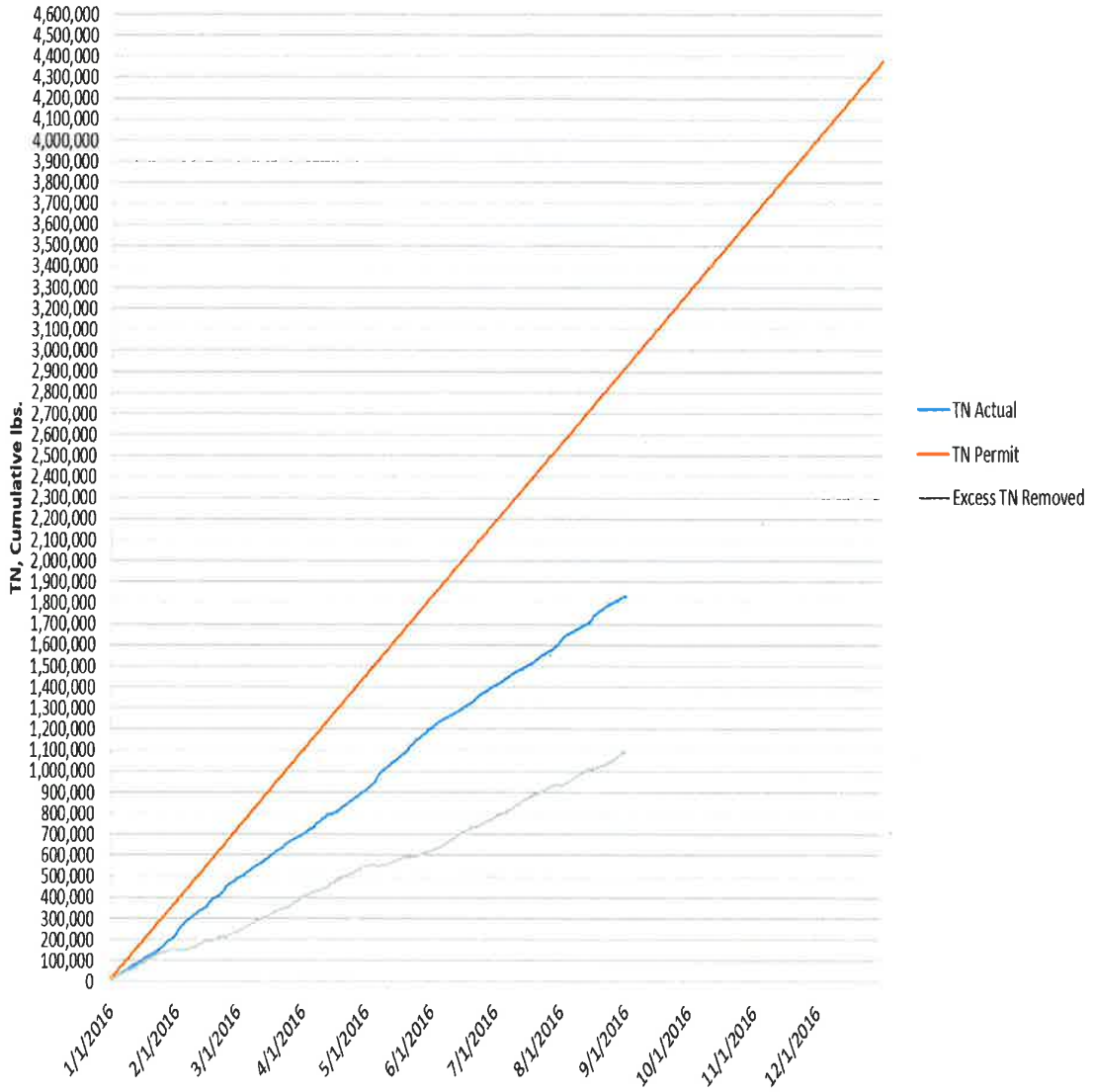
During the month, the full-scale BNR process produced an effluent with average total nitrogen concentration of 3.11 mg/l. The figure below shows Blue Plains effluent total nitrogen (TN) since the implementation of full scale BNR.

Annual Total Nitrogen Load, lbs/yr



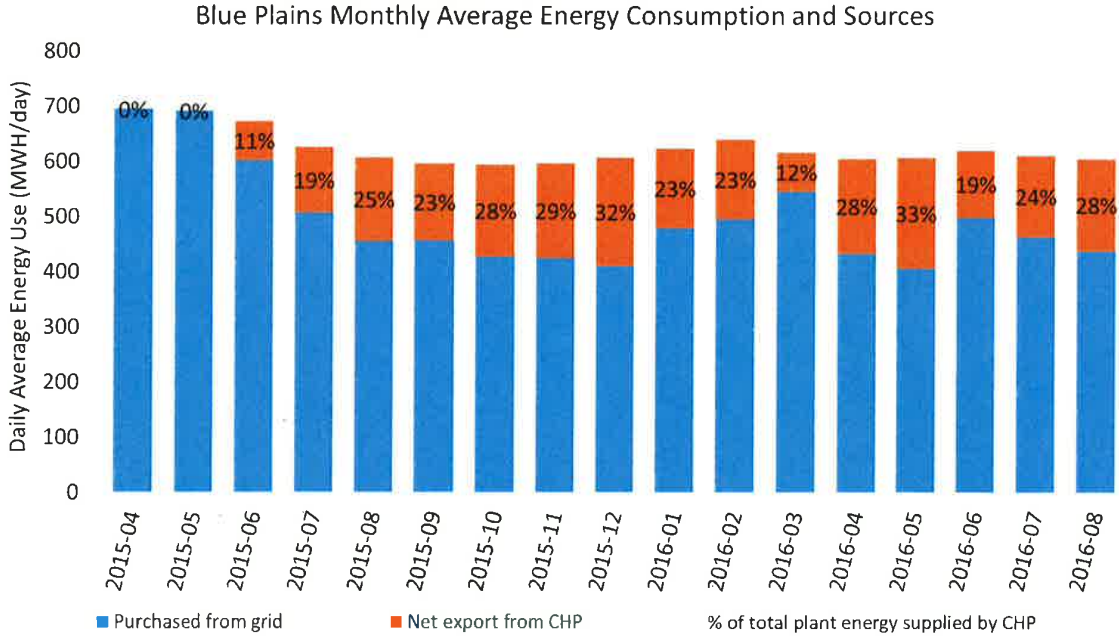
TN Removal at Blue Plains is on target to meet limits for 2016 as seen in the graph below.

2016 Cumulative Nitrogen



BLUE PLAINS ELECTRICITY GENERATION AND USAGE

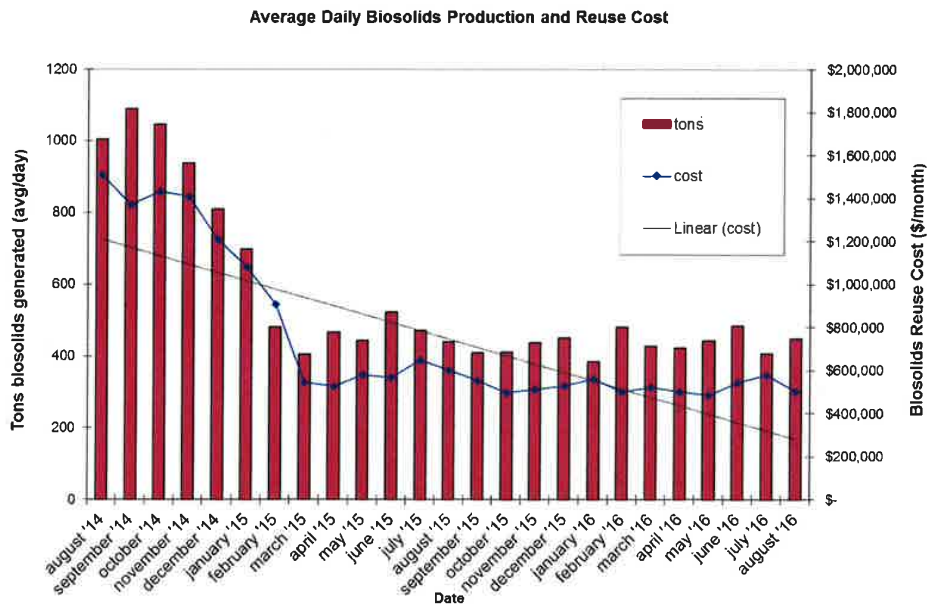
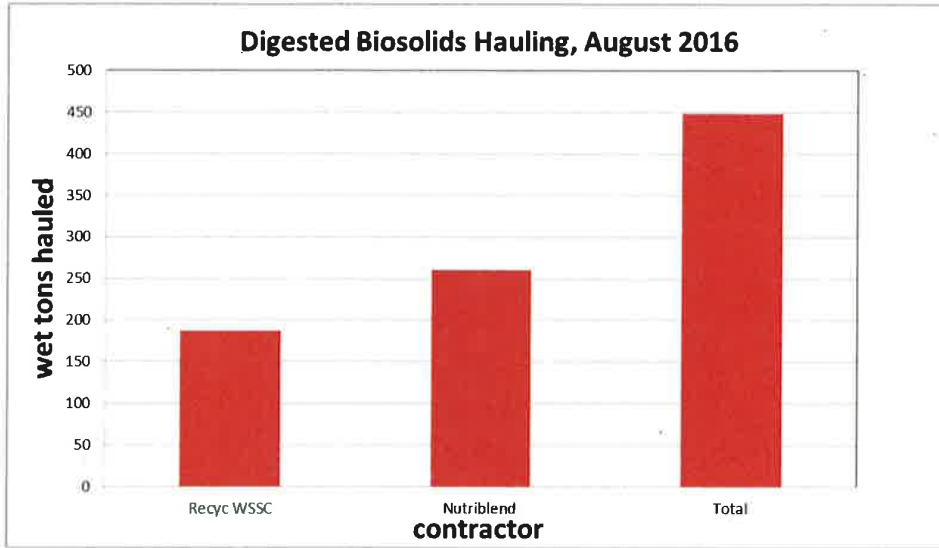
The average energy consumed at Blue Plains was 606 MWH/day for the month of August, while the average energy purchased from PEPCO was 439 MWH/day. The MWH of electricity used per million gallon of fully treated wastewater (MWH/MG) was 2.34. The CHP facility exported an average of 166 MWH/day, making up for approximately 28% of the total energy consumed at Blue Plains.



The graph above is based on power monitors installed at the Main Substation and CHP, and reflects average energy consumed at Blue Plains in MWH/day. Of the total use, the energy purchased from PEPCO and net energy supplied (exported) by CHP are indicated by the blue and orange highlights, respectively.

BLUE PLAINS RESOURCE RECOVERY REPORT – AUGUST 2016

In August, biosolids hauling averaged 449 wet tons per day (wtpd). The graph below shows the total hauling by contractor for the month of August. The average percent solids for the digested material was 31.1%. At the end of August the Cumberland County storage pad had approximately 2000 tons (~25,000 tons capacity), Cedarville lagoon had zero tons of Blue Plains biosolids (~30,000 tons capacity), Goochland pad had zero tons, and Fauquier lagoon had 140 tons (~15,000 tons capacity).



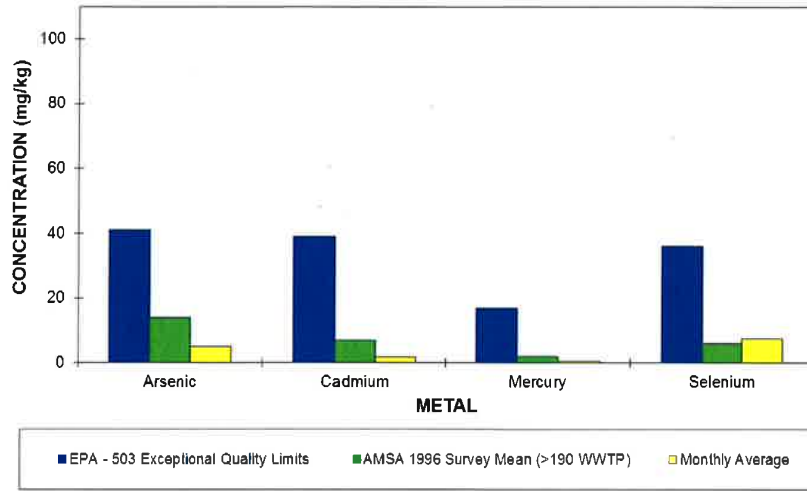
In August, diesel prices averaged \$2.51/gallon and with the contractual fuel surcharge

the weighted average biosolids reuse cost was \$39.60/wet ton.

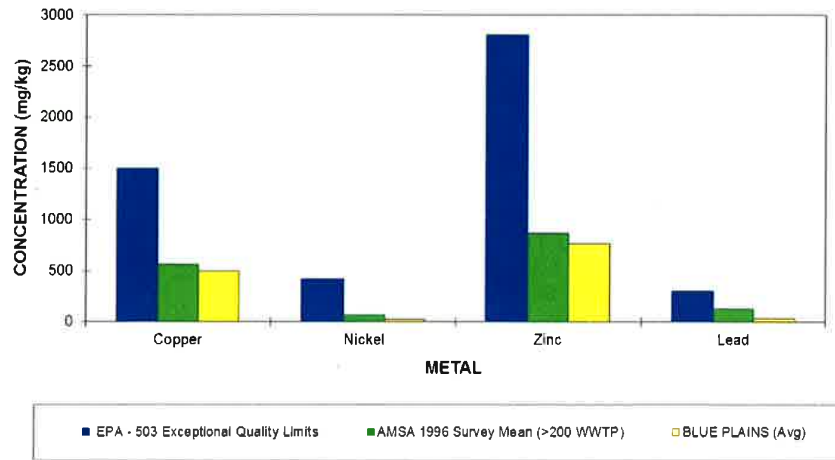
Product Quality

The graph below show the EPA regulated heavy metals in the Blue Plains biosolids for the month of July 2016. As can be seen in the graphs, the Blue Plains levels are considerably below the regulated exceptional quality limits and the national average.

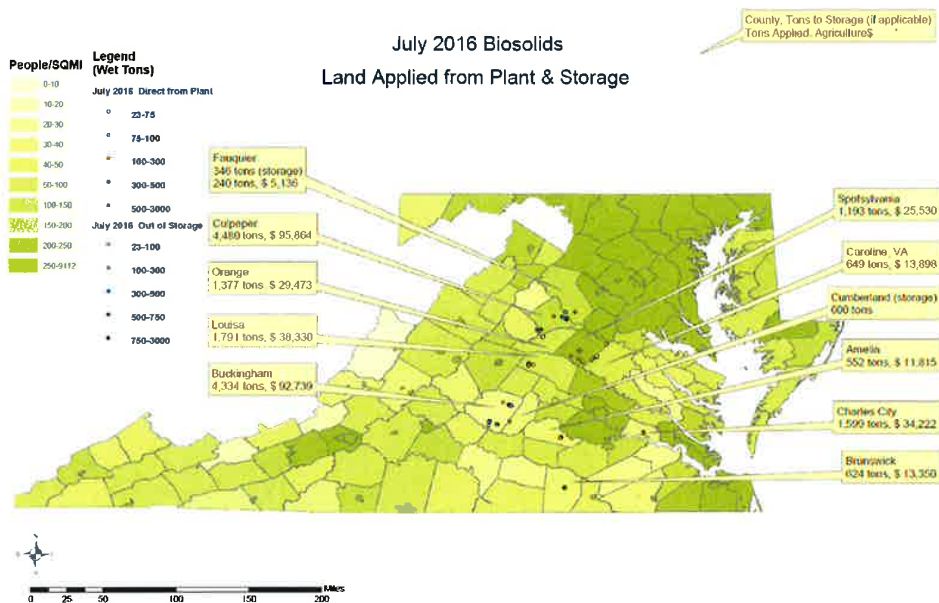
**BLUE PLAINS BIOSOLIDS METALS COMPARISON
July 2016**



**BLUE PLAINS BIOSOLIDS METALS COMPARISON
July 2016**



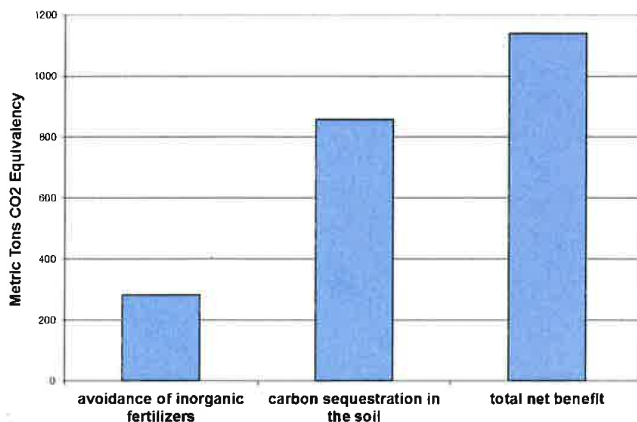
Biosolids Applications and Agricultural \$'s for July 2016



Environmental Benefits

The quantity land applied in July coming directly from the plant and from storage facilities equaled 16,839 tons. Taking into account the fuel required to transport biosolids to the field, the net benefit of the land applied material is 1141 metric tons CO₂ equivalent avoided emissions. This is equivalent to taking 2,324,460 car miles off the road in the month of July (assumes 20 mpg, 19.4 lb CO₂ equivalent emissions/gallon gas – EPA estimate). The cumulative total avoided carbon emission since, January 2006 is 148,662 metric tons CO₂ equivalent.


**DCWater Biosolids Recycling Program
Greenhouse Gas Balance Benefits
July 2016 Totals**



Highlights

Bloom Marketing Update

Staff made the first sales of Bloom this past month, a delivery of one truck each of cured Bloom to a middle school in DC and a church in Bethesda, both for the purposes of landscaping. More to come in the future – we are working with landscapers and blenders in MD and DC, determining their needs for fall and spring planting, and setting up for orders. Staff also has commitments from several DC departments to take the material for landscaping and tree planting. Staff is working to fill these orders and will have quantity estimates in the coming month.



Several small to large regulatory hurdles stand in the way of a full Bloom marketing launch at the moment. Staff is working through these with the state regulators. Being the first technology of its kind implemented in North America, the regulators are using an abundance of caution in issuing the distribution and marketing (D&M) permits. We currently have Bloom D&M permits in MD and DC, and are awaiting clarification on some regulatory language in VA before we accept the final D&M permit there. Staff organized a response to these issues in VA through the Virginia Association of Municipal Wastewater Agencies (VAMWA) who wrote to VA DEQ on the members behalf, seeking clarification on language regarding distribution to farmers for land application. Staff decided not to accept the proposed D&M permit from VA DEQ so as not to set the wrong precedent for ourselves and those coming after us. We are considerably closer to a full marketing program in MD, and can freely distribute to most anyone in the state. One exception is soil blenders, identified as a large part of the market in MD, who must obtain a "Letter of Authorization" (LOA) from Maryland Department of the Environment (MDE) in order to blend biosolids. In the past, blenders were required to apply for and obtain a full treatment permit if they received biosolids. The biosolids community successfully negotiated the need for a full treatment permit out of the newest set of regulations, with the compromise position that blenders need only an LOA if they receive Class A

biosolids. The LOA process is much simpler than obtaining a full treatment permit. DC Water staff applied for an LOA for a facility it is considering, and is awaiting approval. MDE layered on some additional requirements not in the regulations, so again, DC Water is cautiously negotiating this so as not to set an unnecessarily strict precedent. We expect to have our first LOA for a blending facility within a month. This will serve as a template for other facilities, and will greatly open up the market. We currently have three blenders ready to receive materials, pending agreement on the process and approval of the LOA.

Proactive Outreach Success

A few months ago, staff made a presentation at the World Watch Institute about the DC Water biosolids program and the development of Bloom. The presentation was very well received, and a representative from WWI posted a blog about the presentation and our program entitled "flushing away misconceptions about biosolids", a very positive look at what we do. Please see the article at the link below.

<http://blogs.worldwatch.org/flushing-away-misconceptions-about-biosolids/>

After the presentation, a member of the audience approached the DC Water presenter and with safety concerns about the use of biosolids, especially at schools. She was based in DC and worked for a group called the Organic Consumers Association (OCA) based in Minnesota. The OCA had been responsible 6 years earlier for coordinated protests against the City of San Francisco's biosolids compost program. These protests led to the eventual shut down of a successful program, one which has never started up again.



Staff invited the OCA representative to the plant for a meeting to discuss their concerns, which largely revolved around the use of the word "organic" on the bags leading, in their mind, to consumer confusion. Although we do not use the word "organic" to mean "pure", but rather to indicate carbon content, staff agreed not to use the word organic on any packaging, rather emphasizing "a good source of carbon" in an effort to avoid confusion. Staff offered samples and analysis to OCA (they took both) for their own use. The conversation was constructive, and we learned this week that OCA has decided not to wage a campaign against Bloom, and that they appreciate our commitment to transparency and innovation. This is an example of proactive outreach and a corresponding positive outcome.

CLEAN WATER QUALITY AND TECHNOLOGY – August 2016

The Clean Water Quality and Technology department includes the research and development, pretreatment and laboratory programs. A summary of activities for each group is provided below.

Research and Development

Impact of biological systems and thermal hydrolysis on cake TS and polymer demand

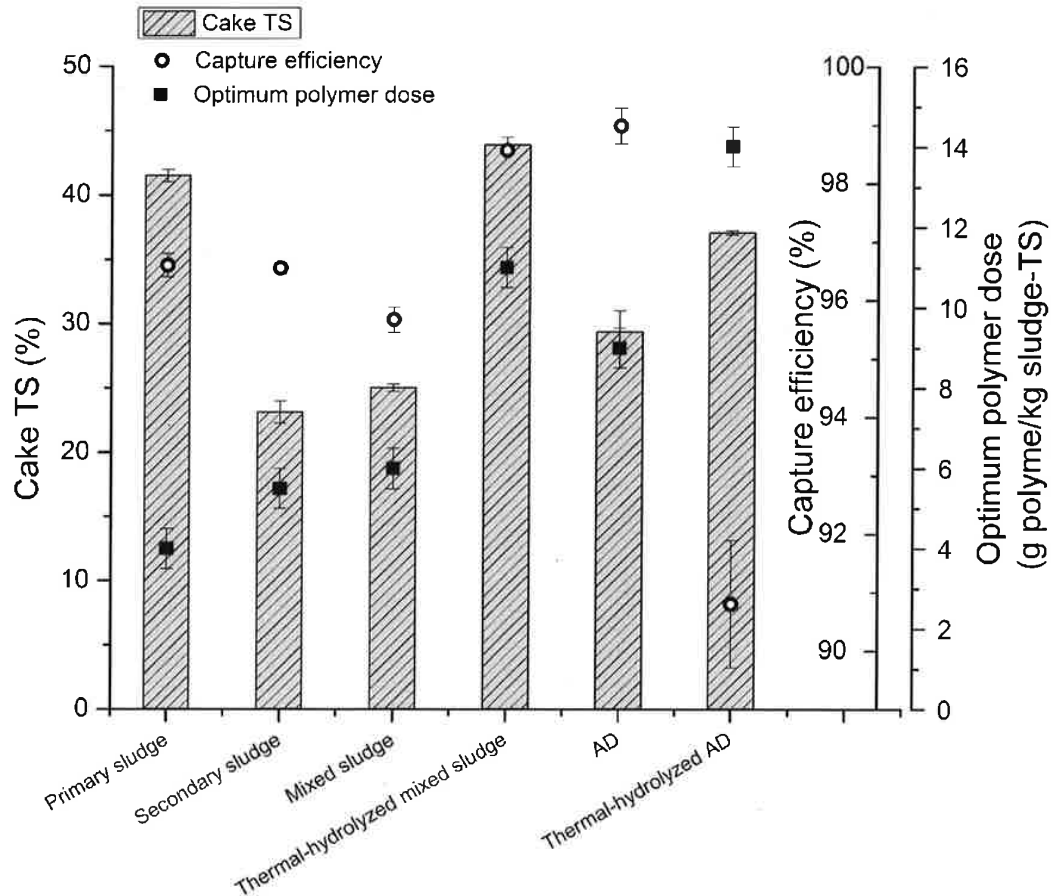
Blue Plains Advanced Wastewater Treatment Plant generates a significant quantity of sludge in the form of primary and secondary solids which require further treatment. The cost of solids handling at the plant is significant and recent capital improvements made under the Biosolids Program have resulted in decreased solids quantities and improved dewatering capture and cake dryness. With the implementation of the new thermal hydrolysis, anaerobic digestion and dewatering, sludge quantities have been reduced by half as a result of solids destruction in the digesters and improved cake dryness from the dewatering process.

Solids dewaterability is influenced by the composition and properties of the sludge, such as the presence of the extracellular polymeric substrates (EPS), the strength of floc structure, particle size distribution, cations, bound water, and surface charge (Fitria, 2014). Thermal hydrolysis has been shown to greatly impact the dewaterability of sludges; however, the extent of the impact and the mechanisms for the improvement have not been well studied. The objective of this study was to evaluate the dewaterability of solids through a treatment process that included thermal hydrolysis. Comprehensive analysis of sludge characteristics in combination with determination of optimal polymer dose, cake solids and capture efficiency was performed. Specifically the impact of biological processes (activated sludge systems and anaerobic digestion) as well as the impact of THP were studied in detail to understand the mechanisms behind its dewatering behavior. This study is part of a collaborative research effort with academic institutions, utilities, and leading consulting firms to understand the mechanisms that impact dewaterability of sludge in general.

Six sludge samples were studied throughout the wastewater treatment process at the Blue Plains AWTP. The samples included the primary sludge, biological activated (secondary) sludge, the blend of primary and secondary sludge (1 to 1 ratio on mass basis) which is referred to as the mixed sludge, the thermally-hydrolyzed mixed sludge, the anaerobic digested sludge after thermal hydrolysis (referred to as the anaerobic digestion sludge), and anaerobically digested sludge that has undergone a thermal hydrolysis step after digestion. The thermally-hydrolyzed anaerobic digestion sludge was obtained by thermally-hydrolyzing the anaerobically digested (AD) sludge at 160° C for 30 minutes in a THP pilot.

The study showed thus far that biological sludge (waste activated sludge) dewater far less efficiently than raw sludge (primary sludge). The study also showed that thermal hydrolysis improves the dewaterability of the sludge in terms of cake dryness. However, it increases the polymer demand due to the increase in soluble proteins and polysaccharides during the thermal hydrolysis process. A comparison between the different sludge samples with respect to cake dryness (measured as cake total solids (TS), the higher the cake TS the dryer the cake) is shown in the figure below. Further

tests will be focused on understanding the fundamentals behind the observations. This improved understanding of the fundamentals can then be applied to optimize these processes.



Cake TS, capture efficiency, and optimum polymer dose for primary, secondary, mixed sludge, thermally-hydrolyzed mixed sludge, AD sludge, and thermally-hydrolyzed AD sludge.

Blue Plains Main Laboratory

The Main Laboratory staff conducts analyses on Blue Plains AWTP effluent for NPDES Permit requirements, as well as on biosolids, pretreatment samples, storm water runoff, and process samples, on a daily basis, 365 days a year. The laboratory currently analyzes approximately 2,800 samples each month and conducts approximately 8,000 analyses, including Total Suspended Solids; Volatile Suspended Solids; Total and Volatile Solids; Ammonia Nitrogen; Nitrite and Nitrate Nitrogen; Total, Soluble, and Ortho Phosphorus; Total and Soluble Kjeldahl Nitrogen; Carbonaceous Biochemical Oxygen

Demand; Chemical Oxygen Demand; Total Alkalinity and Hardness; and Fecal Coliform and E. Coli microbiological testing.

This month, the laboratory continued the analysis of Belt Filter Press cake samples for fecal coliform bacteria for DC Water's Class A Biosolids reporting, as well as digester samples from the new Cambi Thermal Hydrolysis and Anaerobic Digestion facility, including Total and Volatile Solids, Total and Volatile Suspended Solids, Ammonia Nitrogen, alkalinity and pH. Fecal coliforms in the BFP dewatered cake and TS and VS upstream and downstream of the digestion process are monitored to show compliance with 40 CFR 503 Pathogen and Vector Attraction Reduction requirements.

The laboratory also assists the Department of Sewer Services on a regular basis conducting microbiological analysis of water samples for E. Coli bacteria. Laboratory staff also participates in the WWOA Executive Board.

This month, the entire laboratory staff participated in an external training course on *Quality Control & Quality Assurance in Environmental Laboratories*.

Blue Plains Pretreatment Program

The Blue Plains Pretreatment Program manages the Industrial Pretreatment Program, including temporary dewatering dischargers from construction and other activities, as well as the Hauled Waste Program. Additional responsibilities include providing specialized sampling and program management support for the Blue Plains NPDES permit and facilitating the Blue Plains Storm Water Committee meetings. Pretreatment staff participated in IT's third party portal work group for grease trap/food service establishments this month.

Industrial Pretreatment Program

DC Water currently manages fourteen (14) Significant Industrial User (SIU) permits and sixteen (16) Non-Significant Industrial User (NSIU) wastewater discharge permits. One SIU permit was renewed this month for the WMATA Brentwood Rail Yard. Inspections were conducted at two SIU facilities this month: Naval Research Lab (NRL) and Bureau of Engraving and Printing (BEP). No significant issues were identified. Compliance monitoring was performed by DC Water at three SIU facilities this month: Dulles Airport, NRL, and BEP. DC Water received monthly self-compliance monitoring reports for six (6) SIUs and one NSIU. All SIUs and NSIUs are in compliance with discharge standards for the current month.

Pretreatment staff conducted a site visit at 1401 K St., SE, this month to follow-up on a complaint of illegal dumping in a residential neighborhood. No evidence of illegal dumping was observed at the time of the inspection.

DC Water currently manages 83 Temporary Discharge Authorization (TDA) permits, primarily for construction site discharges of groundwater and/or surface runoff in the combined sewer area. Six new TDA permits were issued this month.

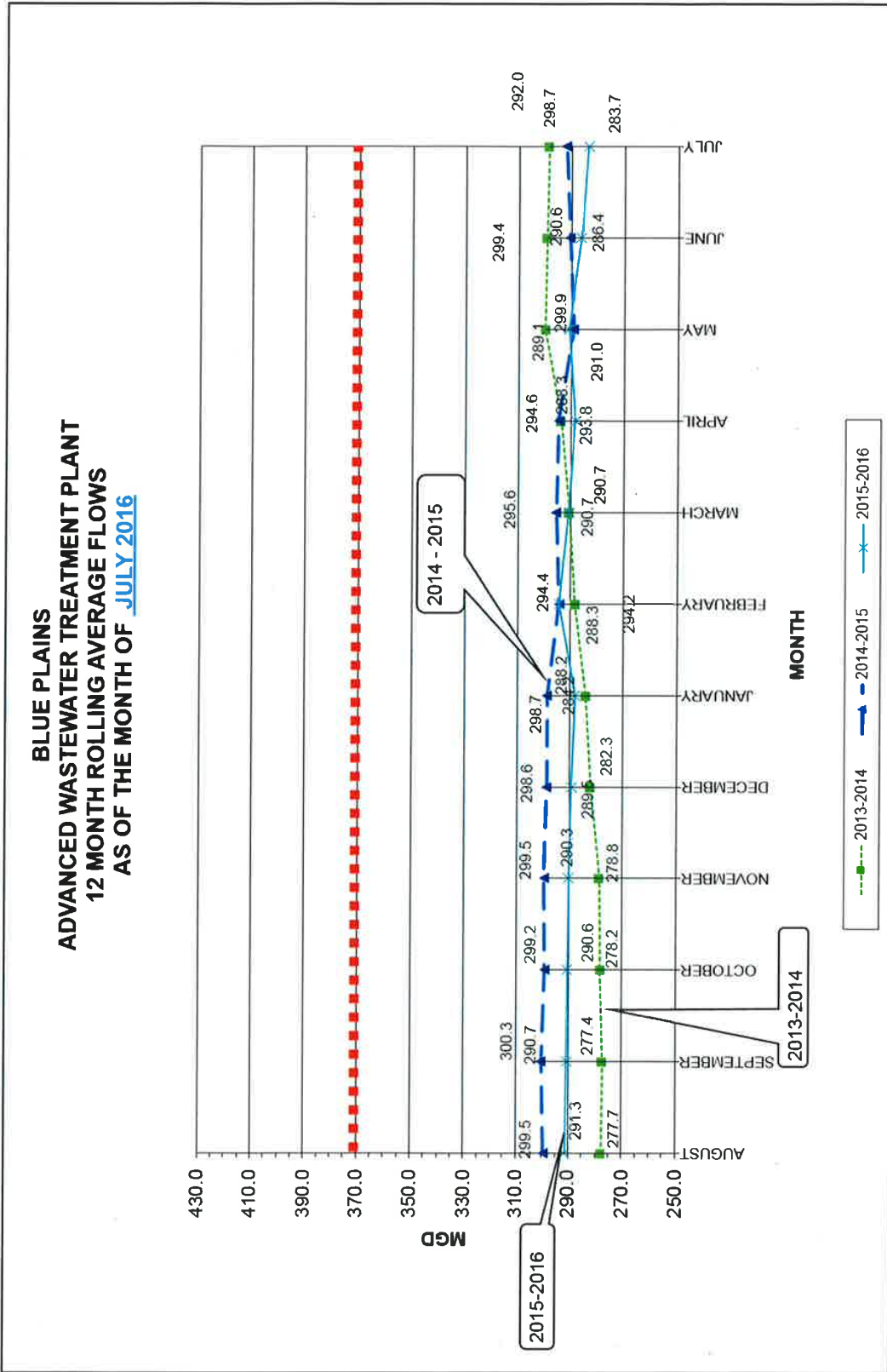
Hauled Waste Program

As of the end of the current month, the hauled waste program had 32 permitted haulers authorized to discharge domestic septage, portable toilet waste, grease trap waste, groundwater or surface runoff, and other types of waste, if approved in advance and have been characterized and meet pretreatment standards. Four waste hauler permits were renewed this month. DC Water collected fees from ten waste haulers this month, including those on a monthly payment plan option.

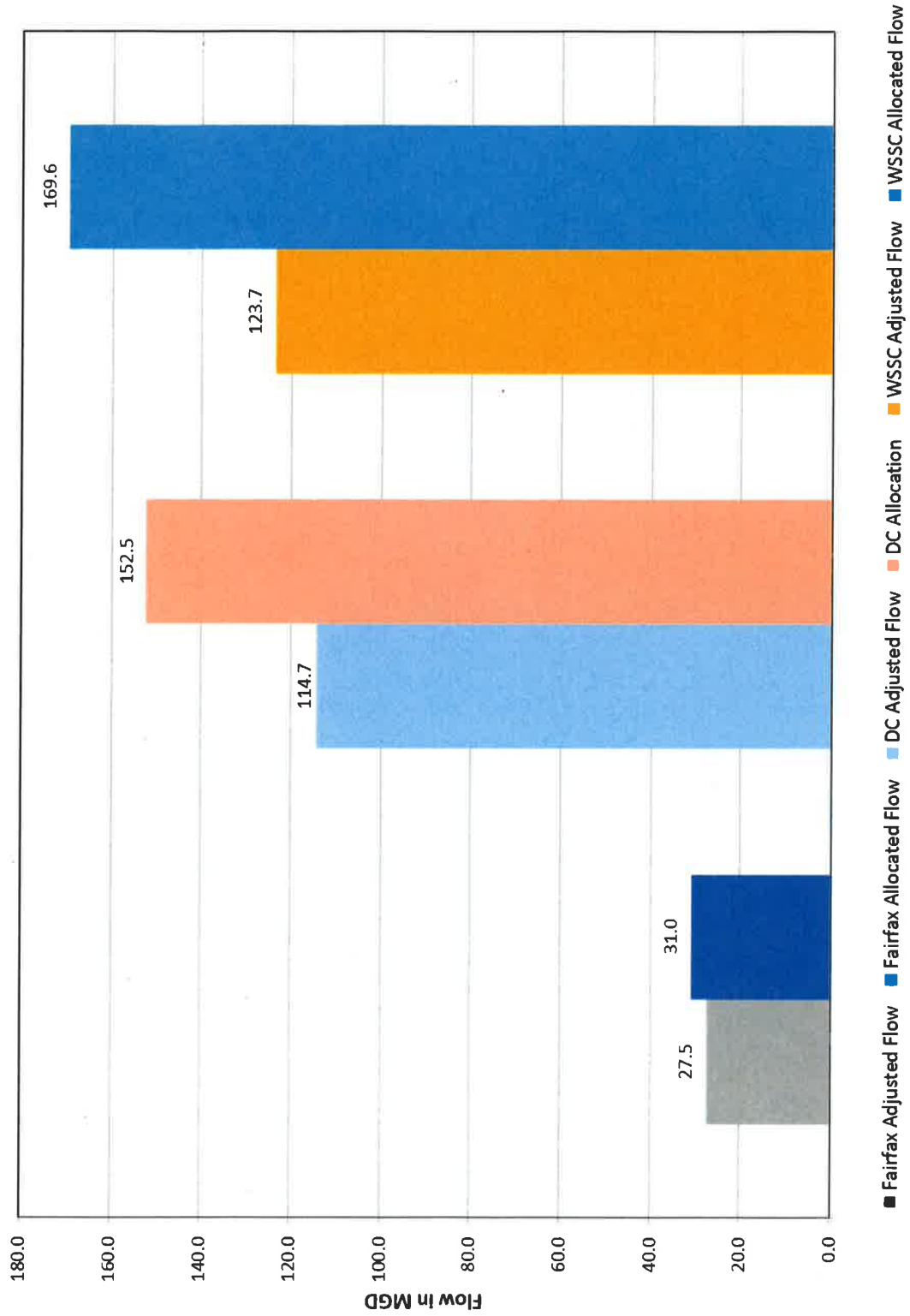
DC Water received 793 hauled waste loads (1,827,699 gallons) from permitted haulers this month. Manifest forms from each truck entering the plant are collected by the security guards and picked up daily by Pretreatment staff. Data is entered into an Excel spreadsheet to track the volume and type of loads being discharged daily and the results of sampling.

NPDES Permit Sampling

Pretreatment staff collected the bimonthly metals at outfall 002 including low-level mercury. Staff also collected one wet weather 24-hour composite sample at outfall 002 and grab sample at outfall 001 for low level PCB analysis this month.



Adjusted Flows vs Allocated Flows - JULY 2016



District of Columbia Water and Sewer Authority

Capital Improvement Program Report



**FY-2016 3rd Quarter
April 1st through June 30th, 2016**

**Board of Directors
Environmental Quality and Sewerage Services Committee**

**George S. Hawkins, General Manager
Leonard R. Benson, Chief Engineer**

September 2016

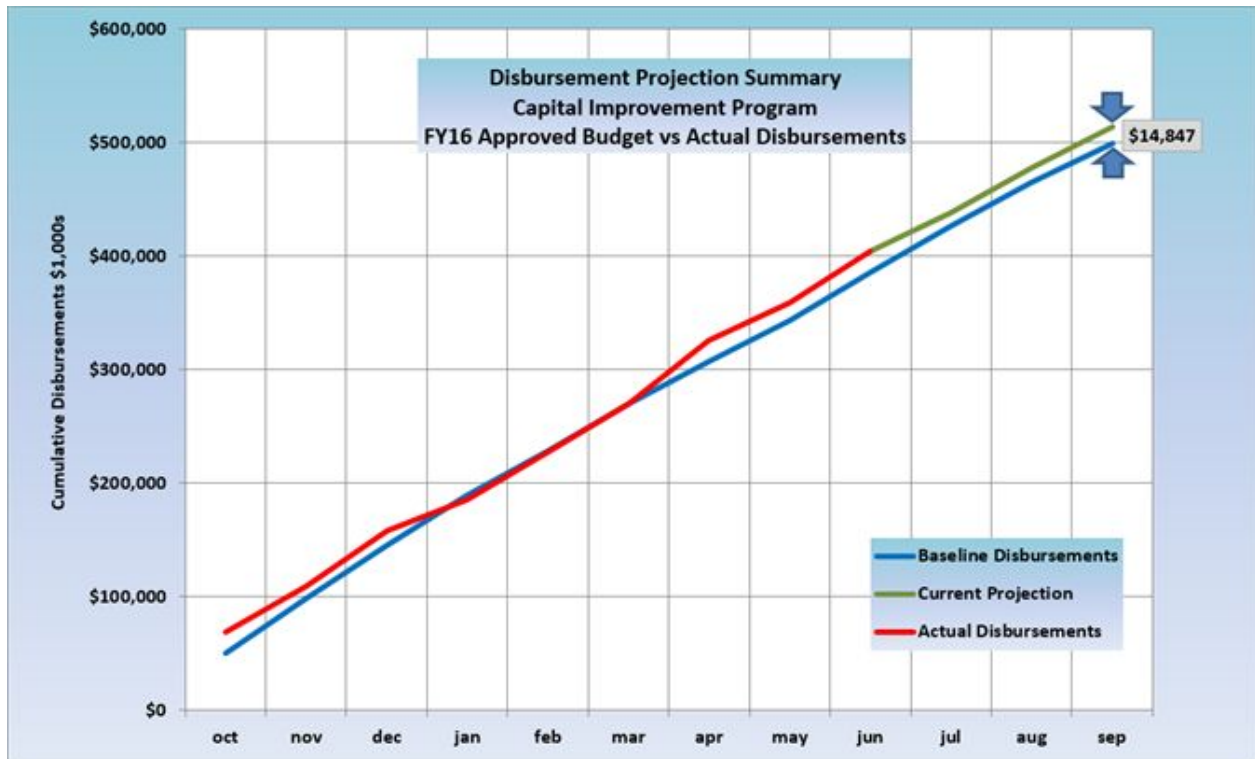


Capital Improvement Program Report 3rd Quarter FY2016

CIP Disbursement Performance

Current projected program disbursements through the end of the fiscal year compared with the approved FY16 baseline are shown in the chart below:

Disbursement Summary



Current projected fiscal year 2016 CIP disbursements are \$513,823,000 through the end of June, which is 3.0% above the baseline disbursement projection of \$498,977,000.

Achieved disbursements within the service areas are as follows:

Non Process Facilities

Baseline Disbursements \$9,330,000
 Projected Disbursements \$5,304,000 (\$4.0M below baseline projection)

Significant project variances are listed below:



Capital Improvement Program Report 3rd Quarter FY2016

- *Non Process Facilities Program Area – (\$4.6M below baseline)*
 - The projected disbursements for Project HH – New Fleet Management Facility are \$4.8 million below baseline mainly due to ongoing coordination of the agreement between DC Water and the District of Columbia Government that has rescheduled the start of design and construction.

Wastewater Treatment Service Area

Baseline Disbursements \$168,638,000
 Projected Disbursements \$160,252,000 (\$8.4M below baseline projection)
 Significant project variances are listed below:

- *Solids Processing Program Area – (\$6.5M below baseline)*
 - The projected disbursements for Project XA – New Digestion Facilities are \$8.0 million below baseline partly due to the later than anticipated retention release on the delayed substantial completion of the CHP facility. Delays from unanticipated field conditions encountered during the lime stabilization and inspections on elevators at the Final Dewatering Facility have also contributed to the lower than expected disbursements.

CSO Service Area

Baseline Disbursements \$223,037,000
 Projected Disbursements \$225,030,000 (\$2.0M above baseline projection)
 There are no significant project variances for this service area.

Stormwater Service Area

Baseline Disbursements \$1,264,000
 Projected Disbursements \$1,659,000 (\$0.4M above baseline projection)
 There are no significant project variances for this service area.

Sanitary Sewer Service Area

Baseline Disbursements \$34,803,000
 Projected Disbursements \$45,534,000 (\$10.7M above baseline projection)
 Significant project variances are listed below:

- *Sanitary Collection Sewers Program Area– (\$3.5M above baseline)*
 - The projected disbursements for Project GA – Small Local Sewer Rehab 4 are \$2.0 million above baseline largely due to better than anticipated progress of the construction contract during this fiscal year after a slower than expected start to the contract.
- *Sewer On-Going Projects Program Area – (\$7.7M above baseline)*
 - The projected disbursements for Project DW – FY2016 – DSS Sanitary Sewer Projects are projected to be \$4.3 million above baseline partly due to work paid for in early Fiscal Year 2016 related to the emergency response at the Capital Crescent Trail on the Upper Potomac



Capital Improvement Program Report 3rd Quarter FY2016

Interceptor Sewer. In addition projected disbursements for Project DI – FY2015 – DSS Sanitary Sewer Projects are projected to be \$3.8M above baseline largely due to greater than anticipated repairs required to the sewer system.

Water Service Area

Baseline Disbursements \$61,906,000

Projected Disbursements \$76,045,000 (\$14.1M above baseline projection)

Significant project variances are listed below:

- *Water Distribution Systems Program Area – (\$6.1M above baseline)*
 - The projected disbursements for Project O2 – Small Diameter Water Main 10 are \$5.4 million above baseline largely due to additional paving and additional 2” copper service lines not anticipated during design.
- *Water On- Going Projects Program Area – (\$3.6M above baseline)*
 - The projected disbursements for Project DG – FY2015 – DWS Water Projects are \$2.3 million above baseline largely due to greater than anticipated repairs required to the water distribution system.



Capital Improvement Program Report 3rd Quarter FY2016

Priority 1 Projects (Court Ordered, Stipulated Agreements, etc.)

All priority 1 projects are on schedule and within budget.

Large Contract Actions Anticipated – 6 Month Look-Ahead

Project	Name	Contract Type	Joint Use?	Cost Range	Committee	BOD
O3	Small Diameter Watermain Rehab 11b	Construction		\$5M - \$10M	WQ&WS Sep	Oct
Various	Project Delivery Consultant	Agreement	X	\$15 - \$20M	EQ&SS Oct	Nov
DE	Small Diameter Watermain Rehab 12a	Construction		\$5M - \$10M	WQ&WS Nov	Dec
O3	Small Diameter Watermain Rehab 11c	Construction		\$5M - \$10M	WQ&WS Dec	Jan
DZ	Div RC-A – Rock Creek Project 1 (GI)	Construction		\$10 - \$15M	EQ&SS Dec	Jan



Capital Improvement Program Report 3rd Quarter FY2016

Schedule - Key Performance Indicators, Capital Improvement Program

KPI Performance Through End Quarter 3

All KPIs



For the 3rd Quarter, two of the Key Performance Indicators (KPIs) were achieved early, six were achieved on time, and two fourth quarter KPIs were achieved early; two of the remaining planned KPI's were not achieved as follows:

1. The construction substantial completion for Biosolids Combined Heat and Power due to issues connected with commissioning of the turbines and auxiliary systems.
2. The construction start for Small Diameter Water Main Replacement 11b due to additional design work resulting from lessons learned on similar contracts to help reduce construction change orders.

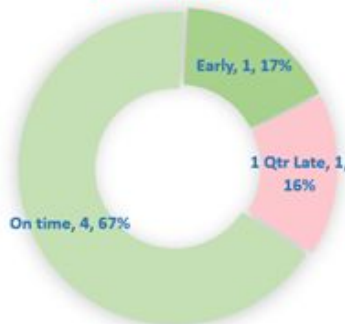
KPI Performance Through End Quarter 3

Design Start



KPI Performance Through End Quarter 3

Construction Start



KPI Performance Through End Quarter 3

Construction Substantial Completion





Capital Improvement Program Report 3rd Quarter FY2016

FY2016 - KPI Report

DS	Design Start	Planned		On time	
CS	Construction Start	Early		1 Quarter Late	
CSC	Construction Substantial Completion			> 1 Quarter Late	
CO/PC	Consent Oder/Permit Compliance				

Qtr.	Project	Job Name	KPI Name	QUARTER				To Date
				1	2	3	4	
1	N712	Potomac Sewer - Odor Remedy (VA Sites)	CSC					1 Qtr Late
1	FA04	Ft. Stanton Reservoir No. 1 Upgrade	CSC					On time
1	O301	Small Dia Watermain Repl 11a	CS					On time
1	I802	Large Valve Replacements 12	CS					On time



Capital Improvement Program Report 3rd Quarter FY2016

FY2016 - KPI Report

DS	Design Start	Planned		On time	
CS	Construction Start	Early		1 Quarter Late	
CSC	Construction Substantial Completion			> 1 Quarter Late	
CO/PC	Consent Oder/Permit Compliance				

Qtr.	Project	Job Name	KPI Name	QUARTER				To Date
				1	2	3	4	
2	XA10	Biosolids Combined Heat and Power (CHP)	CSC					> 1 Qtr Late
2	O103	Small Dia Watermain Repl 9b	CSC					On time
2	Q302	Pope Branch Stream Restoration and Sewer Replacement	CS					Early
2	CY19	Div A - Blue Plains Tunnel MPS Section	CSC					On time
2	F101	Small Diameter Water Main Rehab 13A	DS					On time
2	FA06	Brentwood Reservoir Upgrade	CSC					On time



Capital Improvement Program Report 3rd Quarter FY2016

FY2016 - KPI Report

DS	Design Start	Planned		On time	
CS	Construction Start	Early		1 Quarter Late	
CSC	Construction Substantial Completion			> 1 Quarter Late	
CO/PC	Consent Oder/Permit Compliance				

Qtr.	Project	Job Name	KPI Name	QUARTER				To Date
				1	2	3	4	
3	S503	Large Dia. Water Main Internal Repairs 3	CSC					Early
3	AY01	Upgrades to Ft. Reno Pumping Station	CSC					Early
3	MA01	St. Elizabeth Water Tank	CS					On time
3	O302	Small Dia Watermain Repl 11b	CS					1 Qtr Late
3	F103	Small Diameter Water Main13C - C&L	DS					On time
3	F104	Small Diameter Water Main Repl 13D	DS					On time
3	CY31	Div U - Advance Utility Relocations for NEBT	CS					On time
3	C904	66" Low Service Steel Main at 8th Street NE & SE	DS					On time
3	JX01	Sanitary Sewer Rehabilitation 10	DS					On time



Capital Improvement Program Report 3rd Quarter FY2016

FY2016 - KPI Report

DS	Design Start	Planned		On time	
CS	Construction Start	Early		1 Quarter Late	
CSC	Construction Substantial Completion			> 1 Quarter Late	
CO/PC	Consent Oder/Permit Compliance				

Qtr.	Project	Job Name	KPI Name	QUARTER				To Date
				1	2	3	4	
4	DE01	Small Diameter Water Main Repl 12A	CS					
4	DR02	Low Area Trunk Sewer - Rehabilitation	CS					
4	G101	Rehab of Sewers in Georgetown	CS					
4	G800	Small Local Sewer Rehab 2	CSC					
4	GA01	Small Local Sewer Rehab 4	CSC					
4	J306	National Arboretum Sewer Rehab	CS					
4	O101	Small Dia Watermain Repl 9a	CSC					Early
4	O201	Small Dia Watermain Repl 10a	CSC					Early
4	I801	Large Valve Replacements 11R	CSC					
4	O202	Small Dia Watermain Repl 10b	CSC					
4	BV01	RWWPS No. 2 Upgrades	CS					
4	IL10	Creekbed Sewer Rehab Rock Creek Oregon Avenue	CS					
4	IX01	Headworks HVAC Rehab	DS					
4	DS01	New Headquarters Building	CS					
4	FY02	Rehab of RCMI & Beach Dr Sewers Ph II (Lining)	DS					



District of Columbia Water and Sewer Authority
George S. Hawkins, General Manager

Briefing on:

DC Clean Rivers Project Quarterly Update

Briefing for:

Environmental Quality & Sewerage Services Committee

September 15, 2016



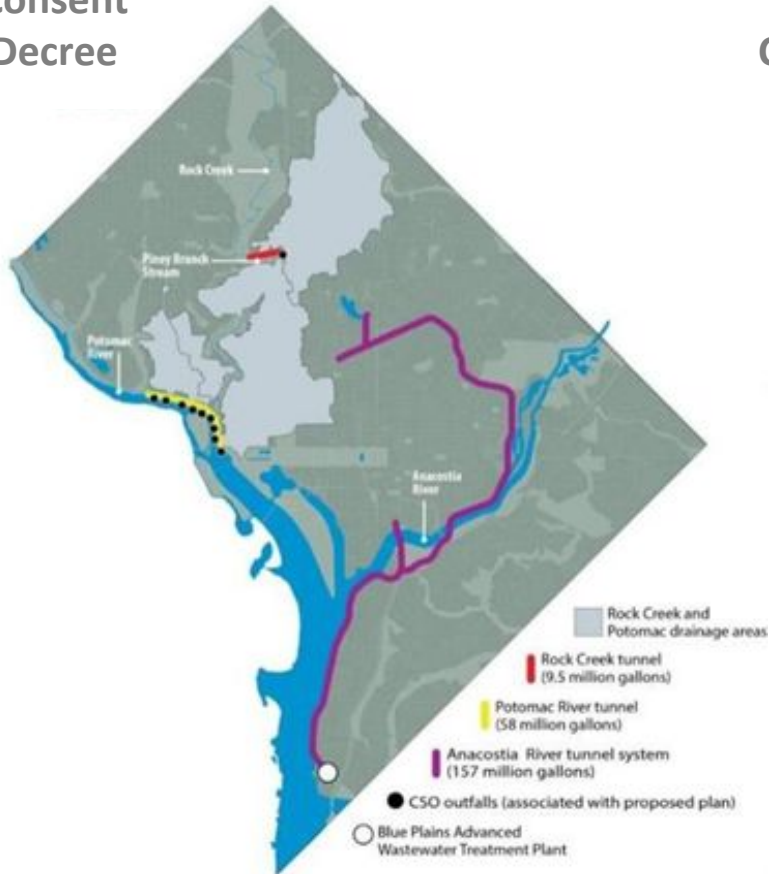
DCWATER.COM

Agenda

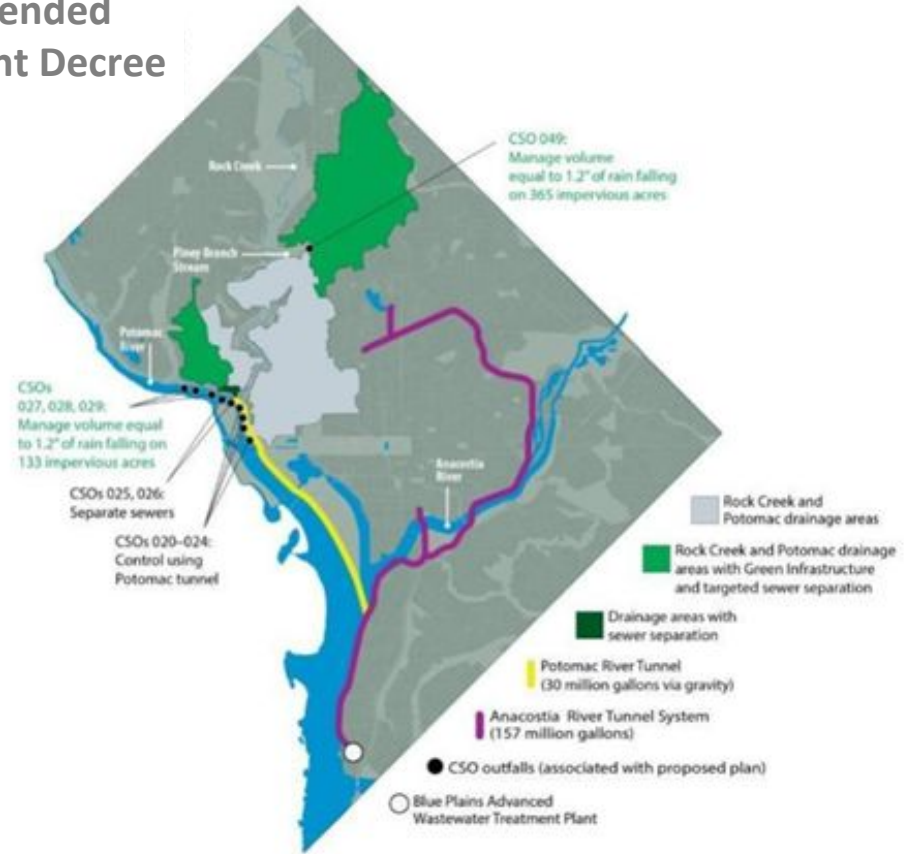
- Overview
- Progress Summary
- Spending Status
- Schedule Status

Amended Consent Decree (Jan 14, 2016)

Consent Decree



Amended Consent Decree

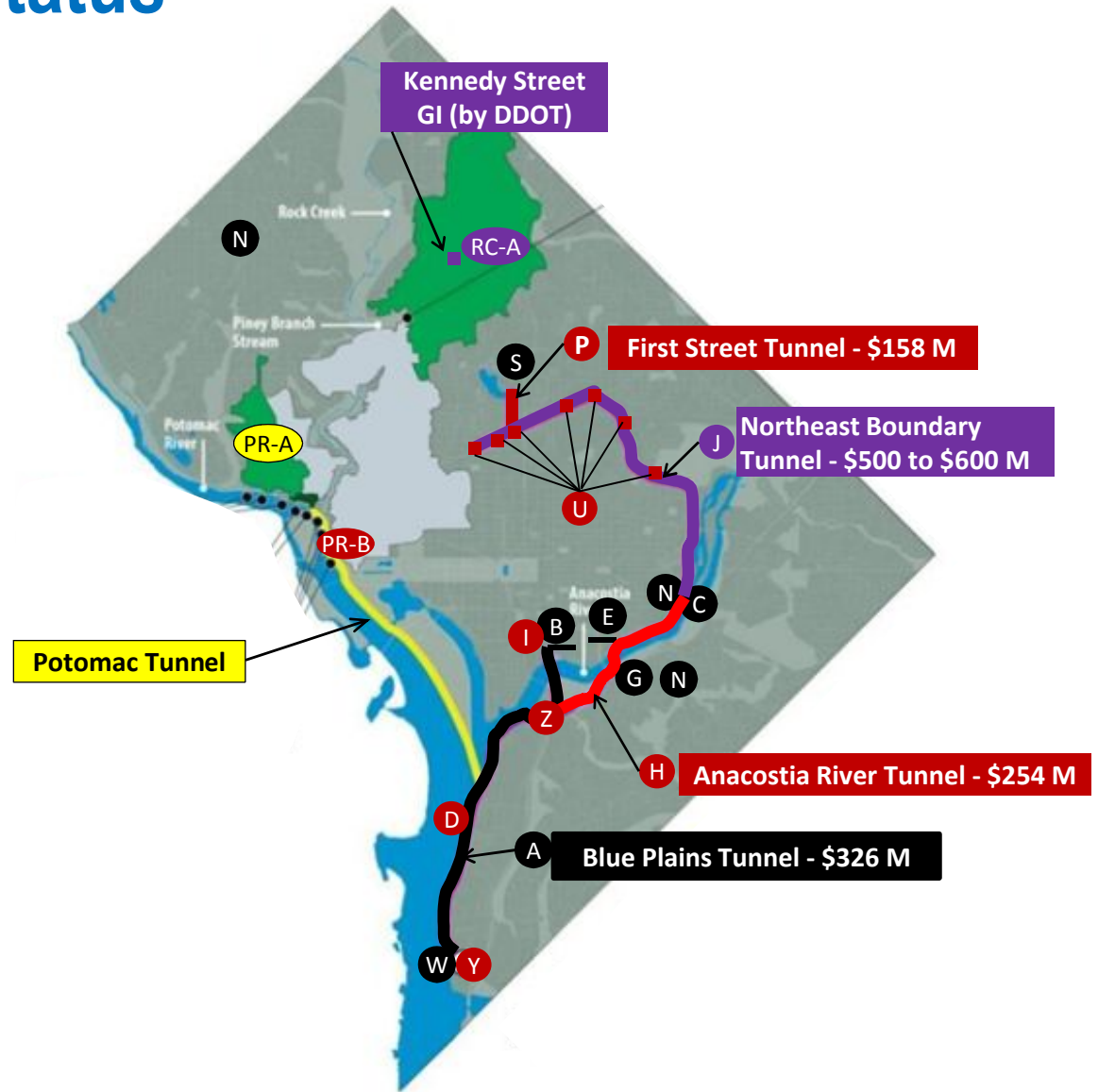


- Gave us an additional 5 years
- Deferred \$400 M± in spending for Potomac Tunnel



Clean Rivers Project Status

Division	Name
Completed Projects 	
W	Blue Plains Tunnel Site Prep
A	Blue Plains Tunnel
C	CSO 019 Overflow and Diversions
B	Tingey Street Diversions
E	M Street Diversion Sewer
G	CSO 007 Diversion Facilities
N	Low Impact Dev @ DC Water Facilities
S	Irving Street Green Infrastructure
Projects in Construction 	
H	Anacostia River Tunnel
D	JBAB Overflow & Diversion Facilities
I	Main Pumping Station Diversions
P	First Street Tunnel
U	Northeast Boundary Utility Relocations
Z	Poplar Point Pump. Sta. & MOS Diversion
Y	Blue Plains Tunnel Dewatering Pumping Station and Enhanced Clarification Facility (Managed by DETS)
PR-B	CSO 021 Diversions at Kennedy Center
Projects in Procurement 	
J	Northeast Boundary Tunnel
RC-A	Rock Creek GI Project A
--	Kennedy Street GI (by DDOT)
Projects in Planning or Design 	
PR-A	Potomac River GI Project A
--	Potomac Tunnel EIS



SUMMARY



APPENDIX – MAJOR ACCOMPLISHMENTS FY 2016 QUARTER 2 UPDATE



Div D – JBAB Overflow and Diversion Structures



Design-Build: Corman Construction
Contract Price: \$40M - Percent Complete: 38%
As of August 1, 2016

JBAB Diversion Structure is designed to capture flow from the Potomac Outfall Sewers (POS) to convey it to the Blue Plains via BPT. JBAB Overflow Structure will allow overflow to the Anacostia when BPT is at capacity.

- Poured base slab for the Diversion Structure
- Poured base slab for the Ventilation Facility
- Completed excavation of the Overflow Structure and placed base slab for south structure
- Started construction of Ventilation Facility



Rendering of Overflow Structure



Diversion Structure



Overflow Structure

Div Z - Poplar Point Pumping Station Replacement and Main Outfall Sewers Diversion



Contractor: EE Cruz
Contract Price: \$53.4M - Percent Complete 35%
As of August 1, 2016

The Poplar Point Pumping Station serves the sewer system on the east side of the Anacostia. It lifts sewage from the Anacostia Main Interceptor (AMI) up into the outfall sewers for conveyance to Blue Plains.

- Midway micro tunneling for the Anacostia Main Interceptor (AMI) Sewer
- Completed all major structural base slabs
- Completed the Emergency Overflow Chamber (EOC)
- Completed installation of 42" Force Main
- Completed North and South retaining walls for approach channel



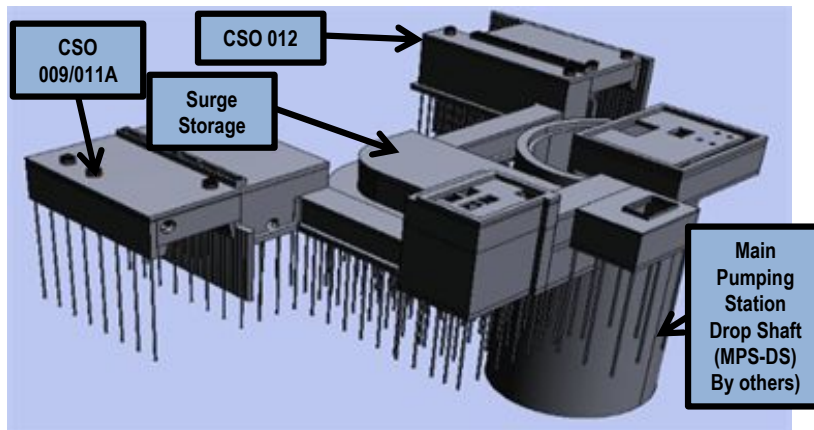
Div I – Main Pumping Station (MPS) Diversions



Design-Build: Corman Construction
Contract Price: \$53M - Percent Complete: 52%
As of August 1, 2016

MPS Diversions intercept flows from Tiber Creek Sewer, Canal Street Sewer and New Jersey Ave Trunk Sewer and redirects them to BPT during wet weather.

- Completed Augercast Pile installation (140 Augercast Piles installed)
- Started excavation of CSO 009/011
- Completed demolishing the Tiber Creek Sewer Arch



Division H – Anacostia River Tunnel

Progress at-a-Glance



Key Map

Design-Build: Impregilo Healy Parsons Joint Venture
 Contract Price: \$253.9M Percent Complete: 65%

Financials as of July 25, 2016



CSO 019-CSA NSS

- Installed NEBTS bypass sheet piles and tiebacks
 - Installed Diversion Chamber sheet piles
 - Excavating bypass and installing wales & struts
- \$ 3.53M completed to-date
 \$ 9.85M remaining



CSO 018-CSA Shaft and Structure

- Installed diversion and approach channel SOE
 - Installed CSO-018 flume
 - Excavating approach channel
 - Installing adit spiling bolts
- \$ 3.93M completed to-date
 \$ 11.33M remaining



CSO 007-CSA Shaft and Structure

- Installing tie backs for NSS
 - Excavating for diversion structure construction
 - Completing last 6 lifts of shaft CIP liner
 - Completing adit pipe installation
- \$ 1.67M completed to-date
 \$ 2.98M remaining



M Street CSA Shaft & NSS

- Construction of shaft vortex structure ongoing
 - Excavating approach channel
- \$ 7.71M completed to-date
 \$ 3.09M remain



CSO 005-CSA Shaft and Structure

- Completed shaft CIP lining
 - Completed adit pipe installation
 - Drove NSS H Piles for SOE
- \$ 3.03M completed to-date
 \$ 3.16M remaining

Poplar Point (PPJS) Site

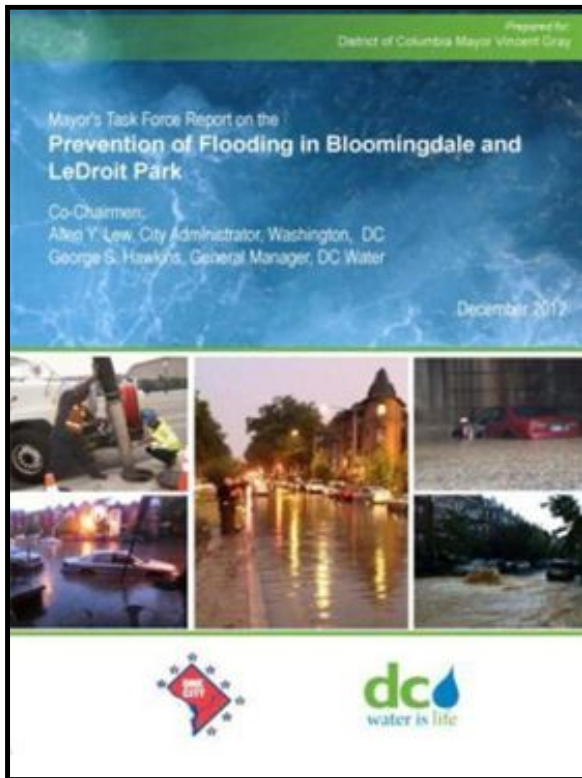
- Mobilizing equipment to site
 - Setting field office trailer
- \$ 0.04M completed to-date
 \$ 0.17M remaining

Tunnel Boring Machine & Precast Segments

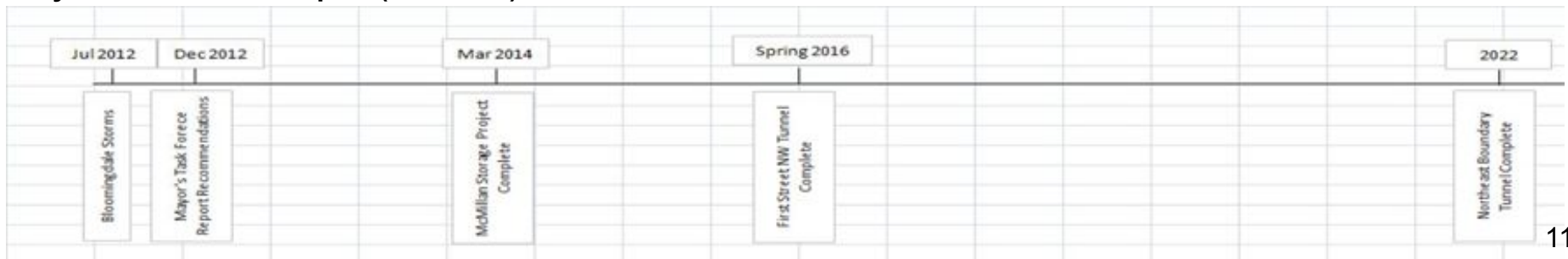
- Advance to date 7,970 ft (65%)
 - Cleared DC Water lines (108" sewer and 30" water) and 11th Street Bridge
 - To date 1,324 segment rings installed out of 2,050 (65%)
- \$ 20.77M TBM tunneling to-date
 \$ 9.57M TBM tunneling remaining
 \$ 17.84M Segment Fab/Del. payment to-date
 \$ 0.56M Segments remaining



Mayor's Task Force Report on the Prevention of Flooding in Bloomingdale and LeDroit Park



Mayor's Task Force Report (Dec 2012)



Division P – First Street Tunnel

Progress at-a-Glance


Design-Builder: Skanska Jay Dee JV
 Contract Price: \$157.6M Percent Complete: 90.66%
 Financials as of July 31st, 2016



AS – DC Drop Shaft Vortex

- Continued installing rebar and concrete forms.
- Continued pouring concrete for lifts.

\$0.3M completed to-date
\$0.2M remaining



AS – Diversion Channel

- Continued backfilling and grading site.


\$4.1M completed to-date
\$0.1M remaining



CS-MS Drop Shaft Vortex

- Continued installing rebar and concrete forms.
- Continued poured concrete for lifts.


\$1.3M completed to-date
\$0.3M remaining



CS Approach Channel & VCV

- Finished excavating channel.
- Started installing HOBAS pipe.


\$1.3M completed to-date
\$0.3M remaining



PS – NSS - MCC

- Continued wiring the electrical panel:
 - Transformer
 - Quazite boxes


\$2.4M completed to-date
\$0.1M remaining



PS – NSS - Meter Vault

- Continued testing the flow meter & sensors.


\$2.4M completed to-date
\$0.1M remaining



V Street – FS-DC

- Continued backfilling and grading site.
- Continued chipping out secant piles.


\$2.5M completed to-date
\$0.1M remaining



V Street – VS-DC Top Slab

- Finished installing rebar and concrete forms.
- Finished poured concrete and stripped forms.

\$2.3M completed to-date
\$0M remaining



Div U: NEBT Utility Relocations



Contractor: Fort Myer Construction
Contract Price: \$16.99M Percent Complete: 1%
Financials as of August 1, 2016

- Purpose: Clear surface work sites to make way for NEBT Tunnel Contractor
- Issued NTP on 5/19/2016
- Verizon completed utility relocations at 4th Street NE
- Fort Myer started field work on 7/25/2016
- More than 150 submittals made by Fort Myer



Zone to be cleared of utilities

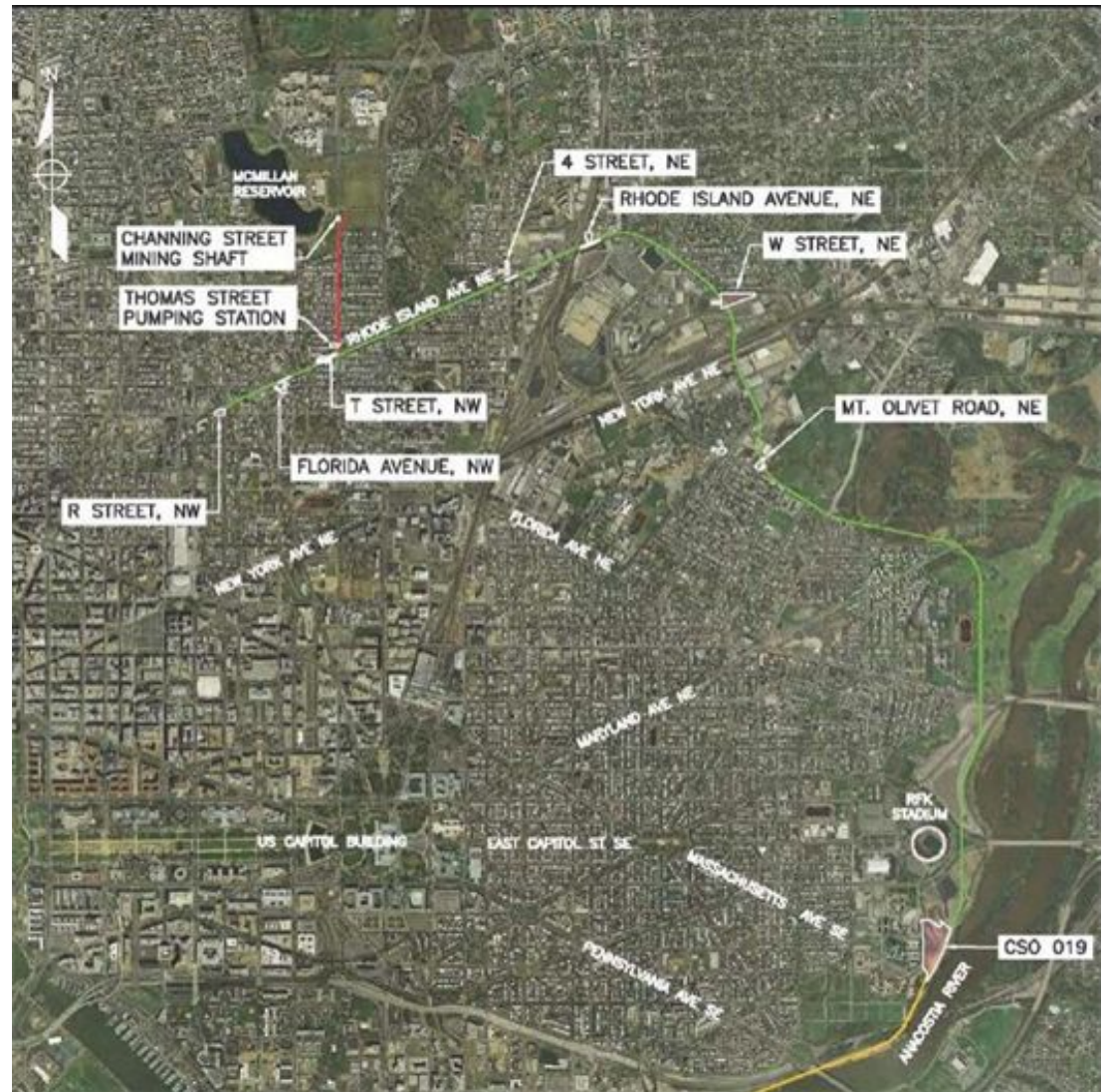


Example: 4th & Rhode Island Ave NE

Division J – Northeast Boundary Tunnel



- 23 foot diameter tunnel
- 60 to 140 feet deep
- 27,000 feet long
- 7 shafts and 5 diversion chambers
- Estimated construction value: \$500 – \$600 million



Milestone	Date
Issue RFP Documents	June 1, 2016 (Completed)
Collaboration	June 2016 – February 2017
Award	July 6, 2017
NTP	September 18, 2017
Construction Complete	May 31, 2023

Div PR-B – CSO 021 Diversion Facilities (Kennedy Center)



Key Map

Design-Builder: Davis Construction
Contract Price: \$33.95M - Percent Complete: 5%
As of August 1, 2016

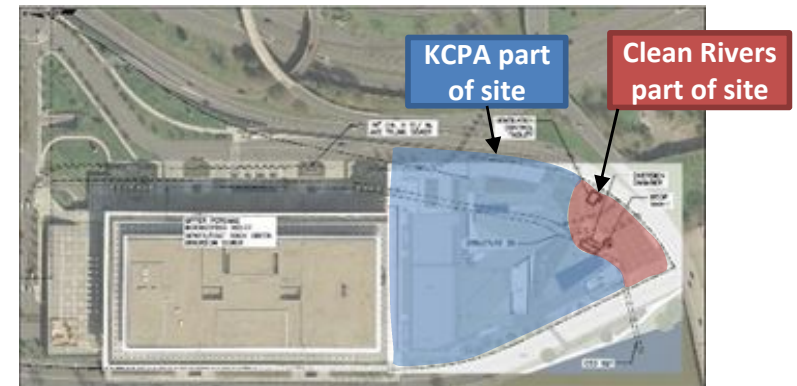
Clean Rivers - CSO 021 Diversion

- Facilities intercept flows from the CSO 021 and redirects them to future Potomac River Tunnel during wet weather.
- Started Secant Pile installation
- Rock grouting nearing completion



Kennedy Center for the Performing Arts (KCPA) Expansion

- Rehearsal space, parking garage, pavilions, reflecting pool and other enhancements constructed by KCPA



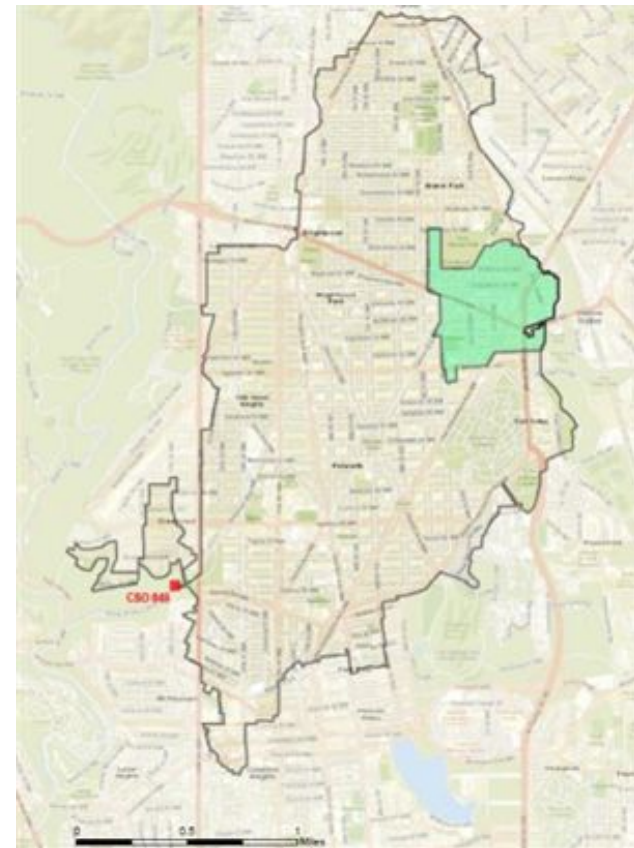


Division RC-A: Rock Creek GI Project A

- Submitted GI Program Plan to EPA
- Submitted GI Project Description to EPA

Item	Status
RFP Development	Complete
Procurement	Currently underway
Design-Build Notice to Proceed	Jan 2017 (CD deadline Mar 30, 2017)
Place in Operation	CD Deadline Mar 30, 2019

Project Boundary:



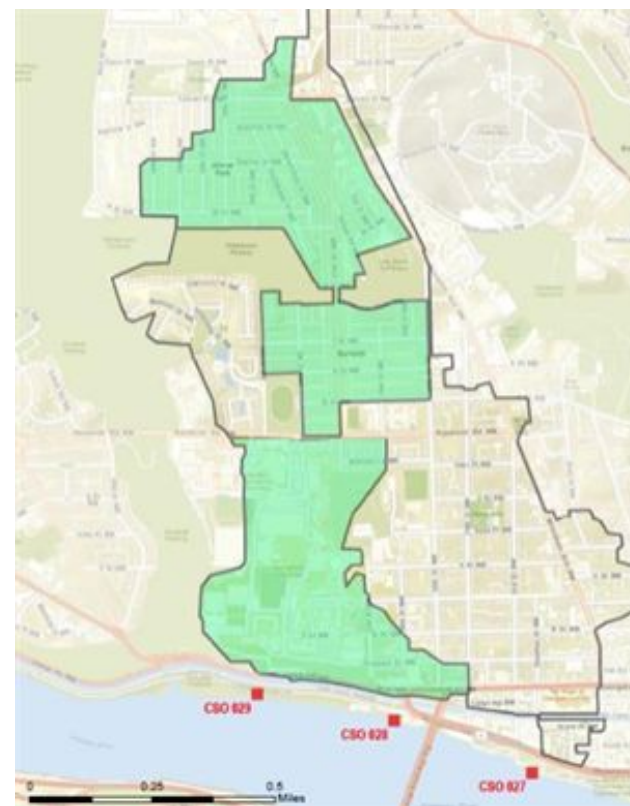
Division PR-A: Potomac River Project A



- Submitted GI Program Plan to EPA
- Submitted GI Project Description to EPA

Item	Status
RFP Development	Underway
Procurement	Nov 2016 – May 2017
Design-Build Notice to Proceed	June 2017 (CD deadline Jun 23, 2017)
Place in Operation	CD Deadline Jun 23, 2019

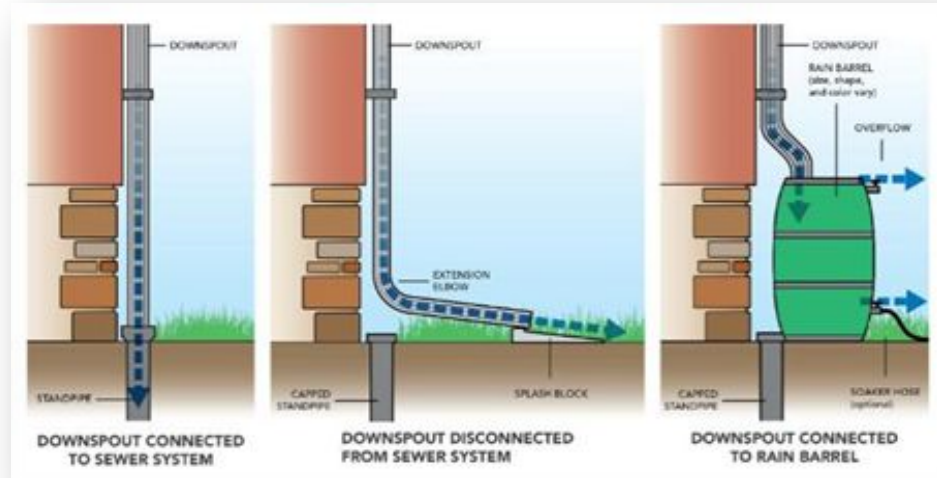
Project Boundary:



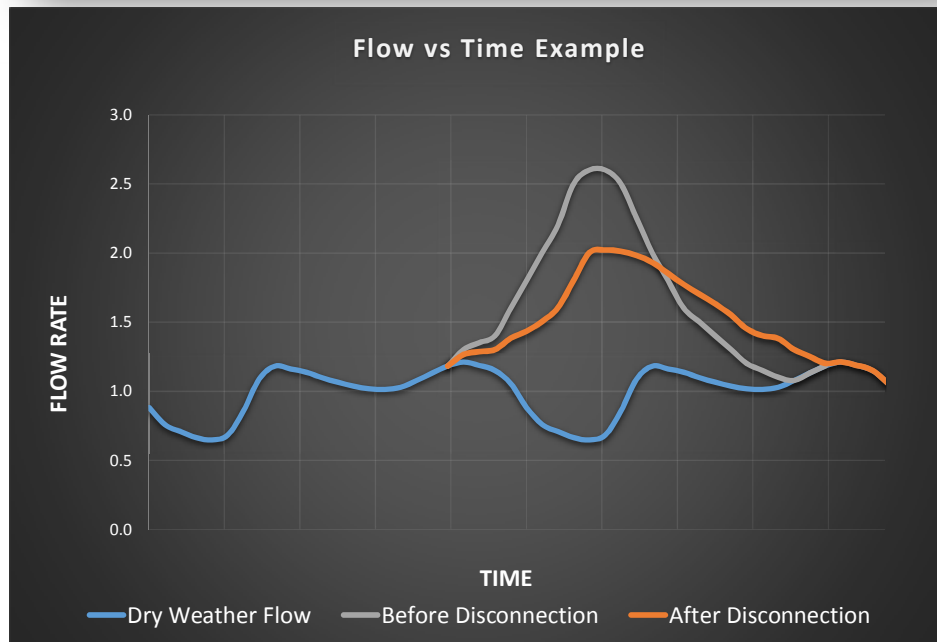
Downspout Disconnection Program



- Opportunity to engage with stakeholders, empower stakeholders to be part of the solution, and provide complementary and cost effective GI with the ROW projects
- DCCR's voluntary Downspout Disconnection Program to be launched Spring 2017
- Free downspout disconnection and option for a free rain barrel for eligible participants within pilot areas



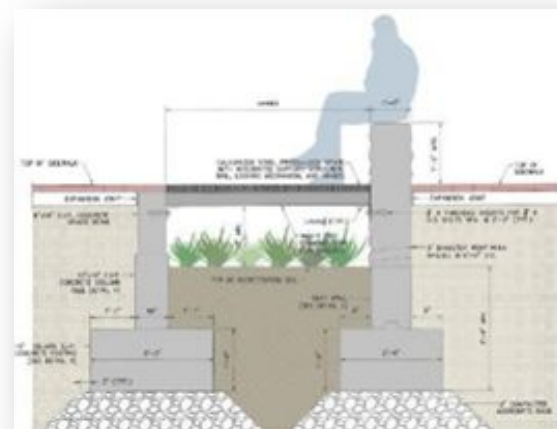
DRAIN the RAIN!



Kennedy Street GI Challenge Streetscape Project (DDOT Project)



- **Kennedy Street Green Infrastructure Streetscape Project**
 - 100% design complete for streetscape
 - To be constructed with DDOT's Kennedy Street Improvements Project



Green Jobs MOA: GI Certification Program

■ **Schedule Drivers:**

- December 2016: First Certification Exam
- January 2017: First Certifications Awarded

■ **Status:**

- Partner jurisdictions formalized to date (commitments over \$550K):
 - Milwaukee Metropolitan Sewerage District (MMSD)
 - Montgomery County, Maryland
 - Kansas City, Missouri, Water Services Department
 - Fairfax County, Virginia
 - City of Baltimore Department of Public Works
 - Louisville Metropolitan Sewer District
 - San Francisco Public Utilities Commission
 - Capital Region Water, Harrisburg, Pennsylvania
 - DC Department of Energy and the Environment
 - Metropolitan Water Reclamation District of Greater Chicago, Illinois
 - New Orleans Coalition, Louisiana
 - Pittsburgh Water and Sewer Authority, Pittsburgh, Pennsylvania
 - Metropolitan Sewer District of Greater Cincinnati, Cincinnati, Ohio
 - Boston Water and Sewer Commission
 - And growing...

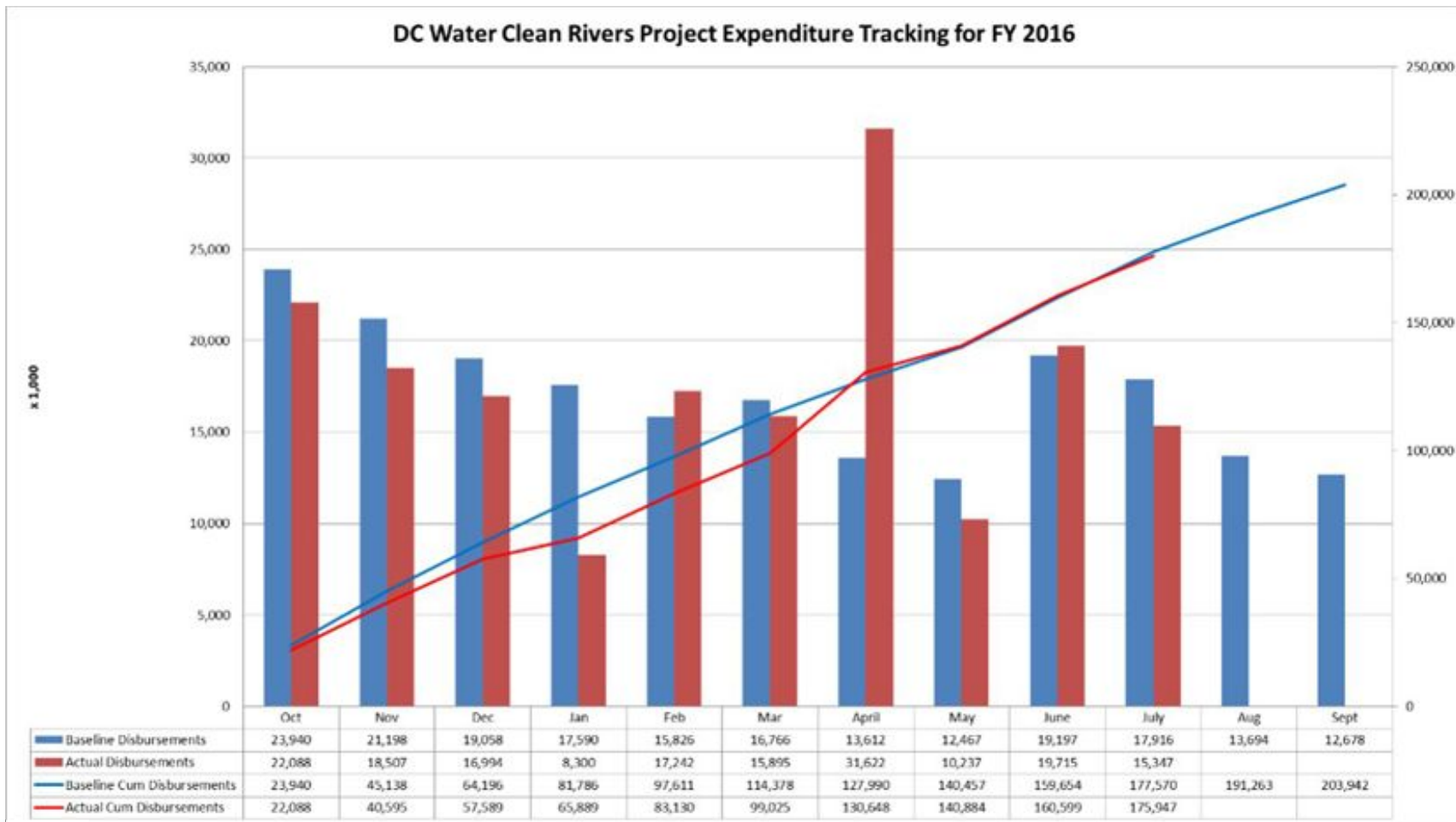


Green Jobs MOA: GI Certification Program (cont.)

- **Schedule Drivers:**
 - December 2016: First Certification Exam
 - January 2017: First Certifications Awarded
- **Status:**
 - Body of Knowledge finalized
 - Job analysis survey completed
 - Curriculum development underway
 - Exam writing underway
 - Website live: www.ngicp.org
 - Governing Body, Strategic Advisory Group, and Technical Advisory Group meeting regularly



FY2016 Spending Status



- DCCR expects to end the fiscal year spending on target. Current shortfall in spending is due to lagging invoices.

**DISTRICT OF COLUMBIA WATER AND SEWER AUTHORITY
BOARD OF DIRECTORS CONTRACTOR FACT SHEET**

ACTION REQUESTED

GOODS AND SERVICES CONTRACT OPTION YEAR

**Protective Services
(Joint Use)**

Approval to exercise option year four (4) for Protective Service contract in the amount of \$5,339,000.00.

CONTRACTOR/SUB/VENDOR INFORMATION

PRIME: Allied Barton Security Services LLC 2934 Eisenhower Avenue, Suite 140 Alexandria, VA 22314	SUBS: Business Resources & Security Services, USA Inc. 517 Rhode Island Avenue, NW Washington, DC 20001	PARTICIPATION: 35%
---	--	------------------------------

DESCRIPTION AND PURPOSE

Original Contract Value:	\$4,934,348.12
Original Contract Dates:	12-16-2012 — 12-15-2013
No. of Option Years in Contract:	4
Contract Modification Value:	\$661,502.47
Contract Modification Dates:	12-16-2013 — 12-15-2016
Option Year 1 Value:	\$4,600,377.53
Option Year 1 Dates:	01-16-2014 — 12-15-2014
Option Year 2 Value:	\$4,852,254.72
Option Year 2 Dates:	12-16-2014 — 12-15-2015
Option Year 3 Value:	\$5,352,000.00
Option Year 3 Dates:	12-16-2015 — 12-15-2016
Option Year 4 Value:	\$5,339,000.00
Option Year 4 Dates:	12-16-2016 — 12-15-2017

Purpose of the Contract:

To provide protective services for the District of Columbia Water and Sewer Authority (DC Water).

Contract Scope:

This contract will provide highly trained and reliable commissioned Special Police Officers (SPOs) to safeguard DC Water's property and personnel, to prevent and deter unauthorized access or removal of property and to assist DC Water in all other security related matters. The significant increase in cost in option year three (3) was due to an increase in additional services, scheduled/normal rate escalation as provided in the contract and mandated union increases.

Spending Previous Year:

Cumulative Contract Value:	12-16-2013 to 12-15-2016: \$20,400,482.84
Cumulative Contract Spending:	12-16-2012 to 07-31-2016: \$19,142,959.48

Contractor's Past Performance:

According to the COTR, the Contractor's quality; conformance to DC Water's policies, procedures and contract terms; and invoicing all meet expectations.

PROCUREMENT INFORMATION

Contract Type:	Firm Fixed Price – Labor Hour	Award Based On:	Highest Ranked Offeror
Commodity:	Services	Contract Number:	WAS-12-063-AA-RA
Contractor Market:	Open Market with Preference Points for LBE and LSBE Participation		

BUDGET INFORMATION

Funding:	Operating	Department:	Security
Project Area:	DC Water Wide	Department Head:	Steve Caldwell

ESTIMATED USER SHARE INFORMATION

User - Operating	Share %	Dollar Amount
District of Columbia	82.36%	\$4,397,200.00
Washington Suburban Sanitary Commission	12.98%	\$693,002.00
Fairfax County	3.21%	\$171,382.00
Loudoun Water	1.25%	\$66,738.00
Other (PI)	0.20%	\$10,678.00
TOTAL ESTIMATED DOLLAR AMOUNT	100.00%	\$5,339,000.00

 9/8/16
 Gail Alexander-Reeves Date
 Director of Budget

 9/1/16
 Dan Bae Date
 Director of Procurement

 9/7/16
 Rosalind R. Inge Date
 Assistant General Manager
 Support Services

_____/_____
 George S. Hawkins Date
 General Manager

**DISTRICT OF COLUMBIA WATER AND SEWER AUTHORITY
BOARD OF DIRECTORS CONTRACTOR FACT SHEET**

ACTION REQUESTED

GOODS AND SERVICES CONTRACT MODIFICATION

TELECOMMUNICATION SERVICES

(Joint Use)

Approval to execute a modification to add funding to the contract for telecommunication services in the amount of \$1,232,969.00.

CONTRACTOR/SUB/VENDOR INFORMATION

PRIME: Verizon 22001 Loudoun County Parkway Ashburn, Virginia 20147	SUBS: N/A	PARTICIPATION: N/A
---	---------------------	------------------------------

DESCRIPTION AND PURPOSE

Original Contract Value:	\$376,446.00
Original Contract Dates:	11-08-2007 — 11-07-2008
Contract Modification (#1- #5) Value:	\$6,397,812.82
Contract Modification Dates:	11-08-2008 — 11-07-2013
Contract Modification (#6 -#8) Value:	\$2,445,696.00
Contract Modification Dates:	11-08-2013 — 11-07-2015
Contract Modification (#9 -#10) Value:	\$1,280,150
Contract Modification Dates:	11-08-2015 — 11-07-2016
Contract Modification (#11) Value:	\$1,232,969.00
Contract Modification Date:	11-08-2016 — 11-07-2017

Purpose of the Contract:

To provide telecommunication services for the Supervisory Control and Data Acquisition (SCADA), MPLS Network, Data Network Circuits/TLS, Analog Lines, and Local Telephone Service throughout the Authority.

DC Water is riding the General Services Administration (GSA) Schedule contract #GS11T088BJD6001.

Spending Previous Year:

Cumulative Contract Value:	11-08-2007 to 11-07-2016: \$10,500,104.82
Cumulative Contract Spending:	11-08-2007 to 08-31-2016: \$ 9,619,042.30

Contractor's Past Performance:

According to the COTR, the Contractor's quality; conformance to DC Water's policies, procedures and contract terms; and invoicing all meet expectations.

No LBE/LSBE participation.

PROCUREMENT INFORMATION

Contract Type:	Firm Fixed Price	Award Based On:	Not Applicable
Commodity:	Services	Contract Number:	GS11T08BJD6001
Contractor Market:	General Services Administration (GSA) Schedule		

BUDGET INFORMATION

Funding:	Operating	Department:	Information Technology
Project Area:	DC Water Wide	Department Head:	Thomas Kuczynski

ESTIMATED USER SHARE INFORMATION

User - Operating	Share %	Dollar Amount
District of Columbia	82.36%	\$1,015,473.27
Washington Suburban Sanitary Commission	12.98%	\$160,039.38
Fairfax County	3.21%	\$39578.30
Loudoun Water	1.25%	\$15,412.11
Other (PI)	0.20%	\$2,465.94
TOTAL ESTIMATED DOLLAR AMOUNT	100.00%	\$1,232,969.00

 9/7/16
 Gail Alexander-Reeves Date
 Director of Budget

 9/7/16
 Dan Bae Date
 Director of Procurement

 9/7/16
 Thomas Kuczynski Date
 Chief Information Officer

_____/_____
 George S. Hawkins Date
 General Manager

**DISTRICT OF COLUMBIA WATER AND SEWER AUTHORITY
BOARD OF DIRECTORS CONTRACTOR FACT SHEET**

ACTION REQUESTED

GOODS AND SERVICES CONTRACT OPTION YEAR

**Supply and Delivery of Sodium Hypochlorite
(Joint Use)**

Approval to exercise option year one (1) for the sodium hypochlorite supply and delivery contract in the amount of \$3,804,300.00.

CONTRACTOR/SUB/VENDOR INFORMATION

PRIME: Kuehne Company 86 N. Hackensack Ave. S. Kearny, NJ 07032	SUBS: N/A	PARTICIPATION: N/A
---	---------------------	------------------------------

DESCRIPTION AND PURPOSE

Original Contract Value:	\$3,696,900.00
Original Contract Dates:	10-16-2015 – 10-15-2016
No. of Option Years in Contract:	4
Option Year 1 Value:	\$3,804,300.00
Option Year 1 Dates:	10-16-2016 – 10-15-2017

Purpose of the Contract:

To purchase and have delivered sodium hypochlorite.

Contract Scope:

DC Water has an on-going need for sodium hypochlorite. It has several applications at the Blue Plains Advanced Wastewater Treatment Facility. It is primarily used for outfall disinfection, but also to control biological growth control on multimedia filters, and for odor control in the scrubbers. Sodium hypochlorite is also used to disinfect water managed by the Department of Distribution and Conveyance Systems. Exercising option year one (1) will provide uninterrupted service by the supplier.

Savings:

Kuehne and DC Water have negotiated a new market-based price change formula using indices representative of sodium hypochlorite cost drivers. As a result, DC Water will enjoy a 2.15% reduction in unit price, and up to \$81,600 savings during Option Year 1.

Spending Previous Year:

Cumulative Contract Value:	10-16-2015 to 10-15-2016: \$3,696,900.00
Cumulative Contract Spending:	10-16-2015 to 08-23-2016: \$2,848,680.58

Contractor's Past Performance:

According to the COTR, the Contractor's quality of products and services, timeliness of deliverables; conformance to DC Water's policies, procedures and contract terms; and invoicing all meet expectations and requirements.

No LBE/LSBE participation.

PROCUREMENT INFORMATION

Contract Type:	Fixed Price	Award Based On:	Lowest Bid
Commodity:	Services	Contract Number:	15-PR-DWT-21
Contractor Market:	Open Market with Preference Points for LBE and LSBE Participation		

BUDGET INFORMATION

Funding:	Operating	Department:	Wastewater Treatment
Project Area:	Blue Plains AWTP	Department Head:	Salil Kharkar

ESTIMATED USER SHARE INFORMATION

User - Operating	Share %	Dollar Amount
District of Columbia	41.67%	\$1,585,251.82
Washington Suburban Sanitary Commission	43.21%	\$1,643,838.04
Fairfax County	10.45%	\$397,549.36
Loudoun Water	4.02%	\$152,932.86
Other (PI)	0.65%	\$24,727.96
TOTAL ESTIMATED DOLLAR AMOUNT	100.00%	\$3,804,300.00

 9/9/16
 Gail Alexander-Reeves Date
 Director of Budget

 9/7/16
 Dan Bae Date
 Director of Procurement

 9/7/16
 Akilile Tesfaye Date
 Assistant General Manager,
 Blue Plains

_____/_____
 George S. Hawkins Date
 General Manager

**DISTRICT OF COLUMBIA WATER AND SEWER AUTHORITY
BOARD OF DIRECTORS CONTRACTOR FACT SHEET**

ACTION REQUESTED

GOODS AND SERVICES CONTRACT MODIFICATION

**High Vacuum High Pressure Cleaning Services
(Joint Use)**

Approval to execute a modification to add funding in the amount of \$250,000.00.

CONTRACTOR/SUB/VENDOR INFORMATION

PRIME: Mobile Dredging and Pumping Company 3100 Bethel Road Chester, PA 19013	SUBS: N/A	PARTICIPATION: N/A
---	---------------------	------------------------------

DESCRIPTION AND PURPOSE

Original Contract Value:	\$554,000.00
Original Contract Dates:	10-01-2012 – 09-30-2013
No. of Option Years in Contract:	4
Option Year 1 Value:	\$639,000.00
Option Year 1 Dates:	10-01-2013 – 09-30-2014
Option Year 2 Value:	\$673,500.00
Option Year 2 Dates:	01-01-2015 – 12-31-2015
Option Year 3 Value:	\$420,000.00
Option Year 3 Dates:	01-01-2016 – 12-31-2016
Modification Value:	\$819,500.00
Modification Dates:	04-01-2013 – 08-19-2015
This Modification Value:	\$250,000.00
This Modification Dates:	07-25-2016—12-31-2016

Purpose of the Contract:

DC Water requires the continued services of a responsible contractor to remove sediments, debris, and other materials from drains, channels, runoff pump stations, sump pumps, centrifuges, conveyors, process tanks, storage tanks, catch basins, and pipes throughout the Blue Plains Advanced Wastewater Treatment Plant (AWTP).

Original Contract Scope:

The Contractor to provide a detailed technical and safety proposal for equipment (commercial vacuum trucks, high pressure jet blasting units, etc.) and personnel necessary and required to perform the high vacuum high pressure cleaning services for DC Water.

Reason for the Change:

The contract current remaining P.O value is around \$82,000.00 we need additional \$250,000.00 to pay for the current and future invoices till end of the contract option year three (3).

Spending Previous Year:

Cumulative Contract Value:	10-01-2012 to 12-31-2016: \$3,106,000.00
Cumulative Contract Spending:	10-01-2012 to 08-22-2016: \$3,013,021.64

Contractor's Past Performance:

According to the COTR, the Contractor's quality of products and services, timeliness of deliverables; conformance to DC Water's policies, procedures and contract terms; and invoicing all meet expectations and requirements.

No LBE/LSBE participation.

PROCUREMENT INFORMATION


Contract Type:	Fixed Price	Award Based On:	Highest-Ranking Score
Commodity:	Services	Contract Number:	WAS-11-017-AA-SC
Contractor Market:	Open Market with Preference Points for LBE and LSBE Participation		

BUDGET INFORMATION

Funding:	Operating	Department:	Wastewater Treatment
Project Area:	Blue Plains AWTP	Department Head:	Salil Kharkar

ESTIMATED USER SHARE INFORMATION

User - Operating	Share %	Dollar Amount
District of Columbia	41.67%	\$104,175.00
Washington Suburban Sanitary Commission	43.21%	\$108,025.00
Fairfax County	10.45%	\$26,125.00
Loudoun Water	4.02%	\$10,050.00
Other (PI)	0.65%	\$1,625.00
TOTAL ESTIMATED DOLLAR AMOUNT	100.00%	\$250,000.00


 Gail Alexander-Reeves Date
 Director of Budget


 Dan Bae Date
 Director of Procurement


 Aklile Testaye Date
 Assistant General Manager,
 Blue Plains

 George S. Hawkins Date
 General Manager

**DISTRICT OF COLUMBIA WATER AND SEWER AUTHORITY
BOARD OF DIRECTORS CONTRACTOR FACT SHEET**

ACTION REQUESTED

GOODS AND SERVICES CONTRACT OPTION YEAR

**Industrial Cleaning Service
(Joint Use)**

Approval to exercise option year one (1) for Industrial Cleaning Service contract in the amount of \$612,915.87.

CONTRACTOR/SUB/VENDOR INFORMATION

PRIME: Charmay, Inc. dba ServiceMaster of Alexandria 7551 Fordson Road Alexandria, VA 22306	SUBS: N/A	PARTICIPATION: N/A
--	---------------------	------------------------------

DESCRIPTION AND PURPOSE

Original Contract Value:	\$520,690.34
Original Contract Dates:	10-19-2015 – 10-18-2016
No. of Option Years in Contract:	4
Modification Value:	\$74,349.04
Modification Dates:	02-15-2016 – 10-18-2016
Option Year 1 Value:	\$612,915.87
Option Year 1 Dates:	10-19-2016 – 10-18-2017

Purpose of the Contract:

To provide Industrial Cleaning Service to structures and equipment located at Blue Plains AWTP.

Contract Scope:

The areas of Industrial Cleaning Service are above and below ground. It covers many different areas of process stations, galleries, labeled piping systems, pumps and associated equipment, conveyance systems and stairwells throughout Blue Plains AWTP. If these areas are not serviced, the performance of the process units at Blue Plains will be impacted significantly, resulting in equipment damage and disruption of the wastewater treatment process.

Spending Previous Year:

Cumulative Contract Value:	10-19-2015 to 10-18-2016: \$595,039.38
Cumulative Contract Spending:	10-19-2015 to 08-25-2016: \$414,851.00

Contractor's Past Performance:

According to the COTR, the Contractor's quality of products and services, timeliness of deliverables; conformance to DC Water's policies, procedures and contract terms; and invoicing all meet expectations and requirements.

No LBE/LSBE participation.

PROCUREMENT INFORMATION

Contract Type:	Fixed Price	Award Based On:	Highest-Ranking Score
Commodity:	Services	Contract Number:	15-PR-DWT-02
Contractor Market:	Open Market with Preference Points for LBE and LSBE Participation		

BUDGET INFORMATION

Funding:	Operating	Department:	Wastewater Treatment
Project Area:	Blue Plains AWTP	Department Head:	Salil Kharkar

ESTIMATED USER SHARE INFORMATION

User - Operating	Share %	Dollar Amount
District of Columbia	41.67%	\$255,402.04
Washington Suburban Sanitary Commission	43.21%	\$264,840.95
Fairfax County	10.45%	\$64,049.71
Loudoun Water	4.02%	\$24,639.22
Other (PI)	0.65%	\$3,983.95
TOTAL ESTIMATED DOLLAR AMOUNT	100.00%	\$612,915.87


 Gail Alexander-Reeves Date
 Director of Budget


 Dan Bae Date
 Director of Procurement


 Aklile Tesfaye Date
 Assistant General Manager,
 Blue Plains

 George S. Hawkins Date
 General Manager

**DISTRICT OF COLUMBIA WATER AND SEWER AUTHORITY
BOARD OF DIRECTORS CONTRACTOR FACT SHEET**

ACTION REQUESTED

**GOODS AND SERVICES CONTRACT AWARD
Security Systems Integration and Management Services
(Joint Use and Non-Joint Use)**

Approval to execute a contract with a base period of two (2) years in the not to exceed amount of \$5,943,868.00.

CONTRACTOR/SUB/VENDOR INFORMATION

PRIME: Enterprise Security Solutions 40 East Henrietta Street Smithsburg, Maryland 21783	SUBS: Telecommunications Development Co.	PARTICIPATION: 30%
--	---	------------------------------

DESCRIPTION AND PURPOSE

Base Year Contract Value:	\$5,943,868.00
Base Year Contract Dates:	10-01-2016 – 09-30-2018
No. of Option Years in Contract:	3
Anticipated Contract Start Date:	10-01-2016
Anticipated Contract Completion Date:	09-30-2021
Proposal Closing Date:	03-09-2016
Proposals Received:	4
Proposal Range:	\$1,645,280.00 – \$2,540,512 (labor only)
Preference Points Received:	3.0

Purpose of the Contract:

The Department of Security has an on-going need for security systems integration and management services in support of DC Water’s designation by the Department of Homeland Security as a critical infrastructure national asset in the IAW DHS National Infrastructure Protection Plan - 2013, DHS Water and Wastewater Sector Specific Plan - 2015, and in accordance with Presidential Policy Directive/PPD-21, “Critical Infrastructure Security and Resilience” - 2013.

This contract is to provide ongoing and new security related project installations, integration and management services for electronic security systems and devices located throughout all DC Water properties and facilities. This work is directly associated with physical security means and methods involving access control, perimeter monitoring, and monitoring of remote, isolated, and/or unmanned facilities via security technology.

- Capital Improvement Project (CIP) services include: customer interview, site assessment, preliminary design and validation, drawings, permits, construction, installation, system integration, testing and customer acceptance. Services also include one year warranty support for labor.
- Capital Equipment (CE) services include: infrastructure connectivity, cameras, card readers, door/window/hatch sensors, fence-line detection systems, automated entry/exit data capture and other elements plus all software support.
- Operating services include: routine maintenance and repairs of all pre-existing security systems.

The use of a single vendor for Capital Improvement Project (CIP), Capital Equipment (CE), and Operating needs maximizes information security and technical efficiencies.

Vendor Selection:

4 vendors have participated in the competitive selection process:

- Enterprise Security Solutions, eVigilant Security, Global Networks Inc., and Veritas Consulting Group

The procurement method utilized was a Request for Proposal (RFP) for the various service types mentioned above. An award will be made to one (1) firm and it has been determined Enterprise Security Solutions will provide the best overall value to DC Water.

BUDGET INFORMATION			
Funding:	Operating	Department	Security
Service Area:	DC Water Wide	Department Head:	Steve Caldwell

Joint Use	User - DC Water Wide	Share	Dollar Amount
	District of Columbia	82.36%	\$432,390.00
	Washington Suburban Sanitary Commission	12.98%	\$68,145.00
	Fairfax County	3.21%	\$16,852.50
	Loudoun Water	1.25%	\$6,562.50
	Other (PI)	0.20%	\$1,050.00
TOTAL ESTIMATED DOLLAR AMOUNT		100.00%	\$525,000.00

BUDGET INFORMATION			
Funding:	Capital	Department	Security
Service Area:	Blue Plains and DC Only	Department Head:	Steve Caldwell

Non-Joint Use	User: DC only (CAPM)	Funding: CIP		Funding: CE	
		Share	Dollar Amount	Share	Dollar Amount
	District of Columbia	100.00%	\$1,523,890.00	100.00%	\$747,177.00
	Washington Suburban Sanitary Commission	0.00%	\$0.00	0.00%	\$0.00
	Fairfax County	0.00%	\$0.00	0.00%	\$0.00
	Loudoun Water	0.00%	\$0.00	0.00%	\$0.00
Other (PI)	0.00%	\$0.00	0.00%	\$0.00	
TOTAL ESTIMATED DOLLAR AMOUNT		100.00%	\$1,523,890.00	100.00%	\$747,177.00

Joint Use	User: Blue Plains (GIBP)	Funding: CIP		Funding: CE	
		Share	Dollar Amount	Share	Dollar Amount
	District of Columbia	41.22%	\$997,869.01	41.54%	\$265,068.82
	Washington Suburban Sanitary Commission	45.84%	\$1,109,711.68	45.26%	\$288,806.32
	Fairfax County	8.38%	\$202,866.14	8.64%	\$55,132.27
	Loudoun Water	3.73%	\$90,297.22	3.75%	\$23,928.94
Other (PI)	0.83%	\$20,092.95	0.81%	\$5,168.65	
TOTAL ESTIMATED DOLLAR AMOUNT		100.00%	\$2,420,837.00	100.00%	\$638,105.00

Joint Use	User: EJ Potomac Pump Station (MJ14)	Funding: CIP		Funding: CE	
		Share	Dollar Amount	Share	Dollar Amount
	District of Columbia	49.80%	\$30,935.76	41.54%	\$11,107.38
	Washington Suburban Sanitary Commission	29.40%	\$18,263.28	45.26%	\$12,102.07
	Fairfax County	14.70%	\$9,131.64	8.64%	\$2,310.25
	Loudoun Water	5.50%	\$3,416.60	3.75%	\$1,002.71
Other (PI)	0.60%	\$372.72	0.81%	\$216.59	
TOTAL ESTIMATED DOLLAR AMOUNT		100.00%	\$62,120.00	100.00%	\$26,739.00

Combined Joint and Non-Joint Use	User - Combined Above	Funding: CIP Combined		Funding: CE Combined	
		Share	Dollar Amount	Share	Dollar Amount
	District of Columbia	63.71%	\$2,552,694.77	72.47%	\$1,023,353.20
	Washington Suburban Sanitary Commission	28.15%	\$1,127,974.96	21.31%	\$300,908.39
	Fairfax County	5.29%	\$211,997.78	4.07%	\$57,442.52
	Loudoun Water	2.34%	\$93,713.82	1.77%	\$24,931.65
Other (PI)	0.51%	\$20,465.67	0.38%	\$5,385.24	
TOTAL ESTIMATED DOLLAR AMOUNT		100.00%	\$4,006,847.00	100.00%	\$1,412,021.00

BUDGET INFORMATION			
Funding:	Capital and Operating Combined	Department	Security
Service Area:	DC Water Wide	Department Head:	Steve Caldwell


Combined Joint and Non-Joint Use	User - All	Share	Dollar Amount
	District of Columbia	67.44%	\$4,008,437.97
	Washington Suburban Sanitary Commission	25.19%	\$1,497,028.36
	Fairfax County	4.82%	\$286,292.80
	Loudoun Water	2.11%	\$125,207.97
	Other (PI)	0.45%	\$26,900.90
TOTAL ESTIMATED DOLLAR AMOUNT		100.00%	\$5,943,868.00

Under the terms of the IMA, the capital costs associated with each joint use facility are to be split among the users in proportion to the peak flow each user is allocated. It is not possible, at this time, to allocate costs by individual facility. It is anticipated that as projects are developed for work associated with specific facilities and costs are developed, the individual users will be notified and billed accordingly.

 _____ 9/6/16
Date
Dan Bae
Director of Procurement

 _____ 9/6/16
Date
Gall Alexander-Reeves
Director of Budget

 _____ 9/7/16
Date
Rosalind R. Inge
Assistant General Manager,
Support Services

 _____ 9/6/16
Date
Leonard R. Benson
Chief Engineer

_____/ _____
Date
George S. Hawkins
General Manager

**DISTRICT OF COLUMBIA WATER AND SEWER AUTHORITY
BOARD OF DIRECTORS CONTRACTOR FACT SHEET**

ACTION REQUESTED

GOODS AND SERVICES CONTRACT OPTION YEAR

**Annual Maintenance for Electrical Control Equipment
(Joint Use)**

Approval to exercise option year four (4) for Annual Maintenance for Electrical Control Equipment contract in the amount of \$1,194,655.57.

CONTRACTOR/SUB/VENDOR INFORMATION

PRIME: M. C. Dean, Inc. 22461 Shaw Road Dulles, VA 20166	SUBS: N/A	PARTICIPATION: N/A
--	---------------------	------------------------------

DESCRIPTION AND PURPOSE

Original Contract Value:	\$1,030,000.00
Original Contract Dates:	11-01-2012—10-31-2013
No. of Option Years in Contract:	4
Option Year 1 Value:	\$1,093,279.08
Option Year 1 Dates:	11-01-2013—10-31-2014
Option Year 2 Value:	\$677,286.82
Option Year 2 Dates:	04-03-2015 – 10-31-2015
Option Year 3 Value:	\$500,000.00
Option Year 3 Dates:	11-01-2015—10-31-2016
Modification Value:	\$549,713.18
Modification Dates:	11-01-2014—03-31-2015
Option Year 4 Value:	\$1,194,655.57
Option Year 4 Dates:	11-01-2016—10-31-2017

Purpose of the Contract:

To provide the District of Columbia Water and Sewer Authority (DC Water) with annual maintenance for electrical control equipment at the Blue Plains Advanced Wastewater Treatment Plant.

Contract Scope:

To provide supervisory personnel and licensed technicians to perform corrective and preventive maintenance services on an array of electrical controls and associated equipment utilized by DC Water.

Spending Previous Year:

Cumulative Contract Value:	11-01-2012 to 10-31-2016: \$3,850,279.08
Cumulative Contract Spending:	11-01-2012 to 09-06-2016: \$3,469,005.19

Contractor's Past Performance:

According to the COTR, the Contractor's quality of product and services, timeliness of deliverables; conformance to DC Water's policies, procedures and contract terms; and invoicing all meet expectations and requirements.

No LBE/LSBE participation.

PROCUREMENT INFORMATION

Contract Type:	Fixed Price	Award Based On:	Best Value
Commodity:	Services	Contract Number:	WAS-12-026-AA-JR
Contractor Market:	Open Market with Preference Points for LBE and LSBE Participation		

BUDGET INFORMATION

Funding:	Operating	Department:	Department of Maintenance Services
Project Area:	Blue Plains AWTP	Department Head:	Anthony Mack

ESTIMATED USER SHARE INFORMATION

User - Operating	Share %	Dollar Amount
District of Columbia	41.67%	\$497,812.98
Washington Suburban Sanitary Commission	43.21%	\$516,210.67
Fairfax County	10.45%	\$124,841.51
Loudoun Water	4.02%	\$48,025.15
Other (PI)	0.65%	\$7,765.26
TOTAL ESTIMATED DOLLAR AMOUNT	100.00%	\$1,194,655.57


 Gail Alexander-Reeves Date
 Director of Budget


 Dan Bae Date
 Director of Procurement


 Aklile Tesfaye Date
 Assistant General Manager,
 Blue Plains

 George S. Hawkins Date
 General Manager

**DISTRICT OF COLUMBIA WATER AND SEWER AUTHORITY
BOARD OF DIRECTORS CONTRACTOR FACT SHEET**

ACTION REQUESTED

CONSTRUCTION CONTRACT:

**Georgetown Combined Sewer Rehabilitation
(Non-Joint Use)**

Approval to execute a construction contract for \$2,874,250.00

CONTRACTOR/SUB/VENDOR INFORMATION

PRIME:	SUBS:	PARTICIPATION:
Proshot Concrete, Inc. 308 West Farmington Virginia Beach, VA 23454	Molea, LLC Florence, AL	MBE 18.2%
	Hybrid Construction & Engineering Washington, DC	MBE 15.9%
	Riviera Enterprises, Inc. Forestville, MD	MBE 1.0%
	TFE Resources, LTD Owings Mills, MD	WBE 6.0%

DESCRIPTION AND PURPOSE

Contract Value, Not-To-Exceed:	\$2,874,250.00
Contract Time:	426 Days (1 Years, 2 Months)
Anticipated Contract Start Date (NTP):	11-16-2016
Anticipated Contract Completion Date:	01-16-2018
Bid Opening Date:	06-29-2016
Bids Received:	3
Other Bids Received	
Fort Myer Construction	\$ 3,340,611.00
Coastal Gunit Construction	\$ 3,659,380.00

Purpose of the Contract:

To structurally repair 5,600 LF of sanitary sewers, combined sewers and stormwater pipes in Georgetown including internal sewer spot repairs of pipes ranging from 30-inch diameter to 103-inch diameter.

Contract Scope:

- CCTV inspection and cleaning of approx. 5,600 LF of sewer pipes.
- Flow monitoring and flow control including plug and release and bypass pumping.
- Maintenance and control of traffic.
- Structurally repair sanitary sewers, combined sewers and stormwater pipes in Georgetown including internal sewer spot repairs of approx. 5,600 LF of pipes ranging from 30 to 103 - inches in height.

Federal Grant Status:

Construction Contract is eligible for Federal grant funding assistance: inclusion in grant is pending availability of grant funds.

PROCUREMENT INFORMATION

Contract Type:	Fixed Price	Award Based On:	Lowest responsive, responsible bidder
Commodity:	Construction	Contract Number:	130230
Contractor Market:	Open Market		


BUDGET INFORMATION

Funding:	Capital	Department:	Engineering and Technical Services
Service Area:	Sanitary	Department Head:	Liliana Maldonado
Project:	G1		

ESTIMATED USER SHARE INFORMATION

User	Share %	Dollar Amount
District of Columbia	100%	\$ 2,874,250.00
Federal Funds	0%	\$
Washington Suburban Sanitary Commission	0%	\$
Fairfax County	0%	\$
Loudoun County & Potomac Interceptor	0%	\$
Total Estimated Dollar Amount	100.00%	\$ 2,874,250.00

 9/6/16
 Gail Alexander-Reeves Date
 Director of Budget

 9/7/16
 Dan Bae Date
 Director of Procurement

 9/6/16
 Leonard B. Benson Date
 Chief Engineer

_____/_____
 George S. Hawkins Date
 General Manager