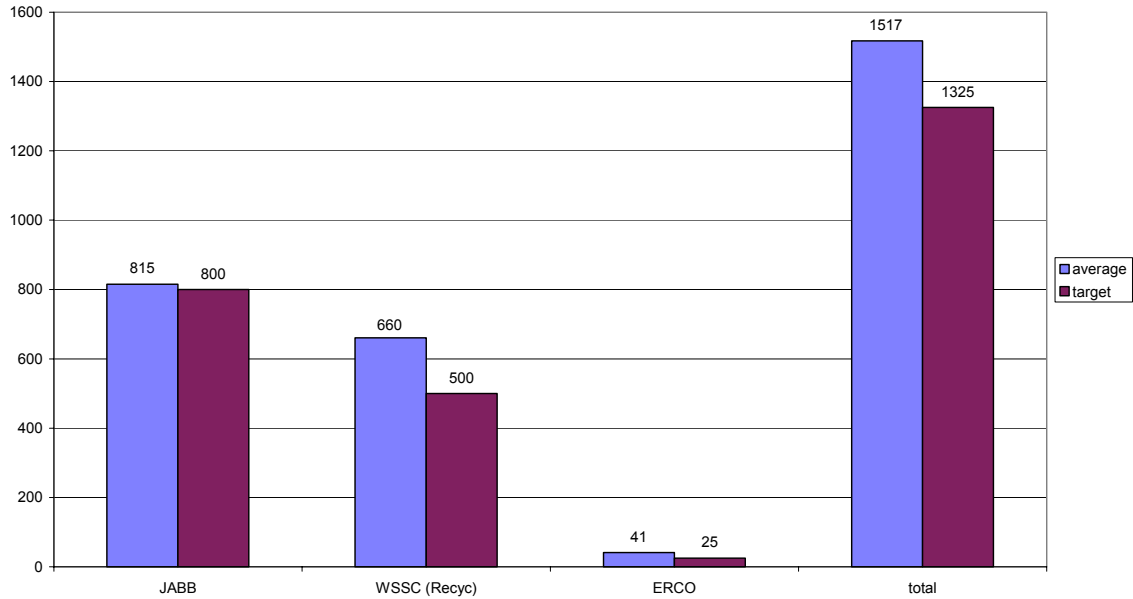


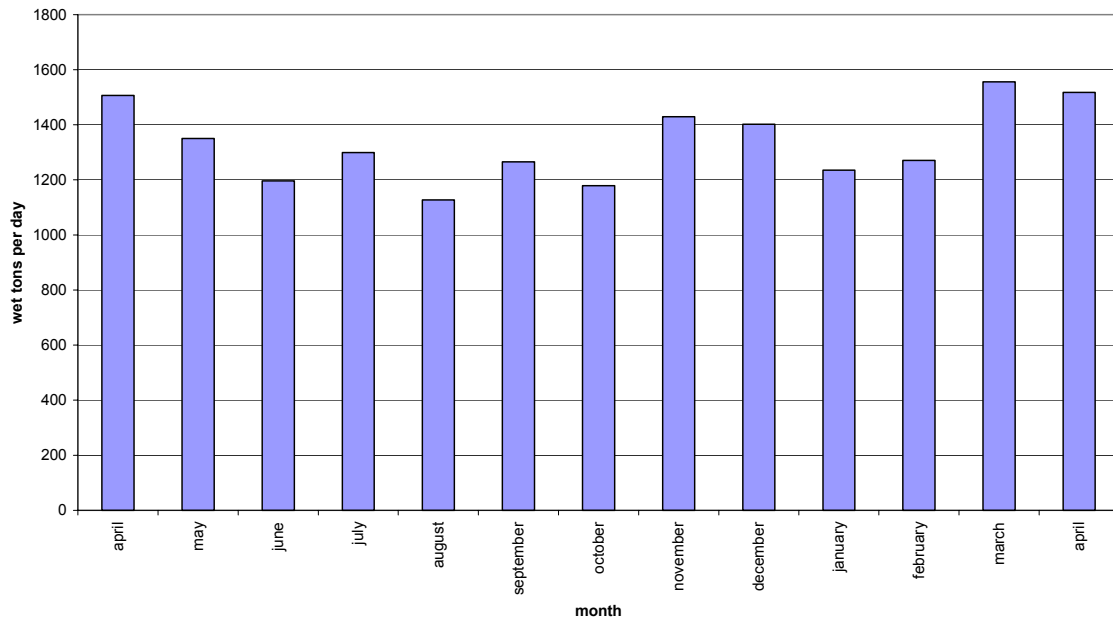
April 2004 General Managers Report – Biosolids Management

In April, biosolids hauling averaged 1556 wet tons per day. The graph below shows the hauling by contractor for the month of April. A second graph shows the average daily production per month for the previous 12-month period.

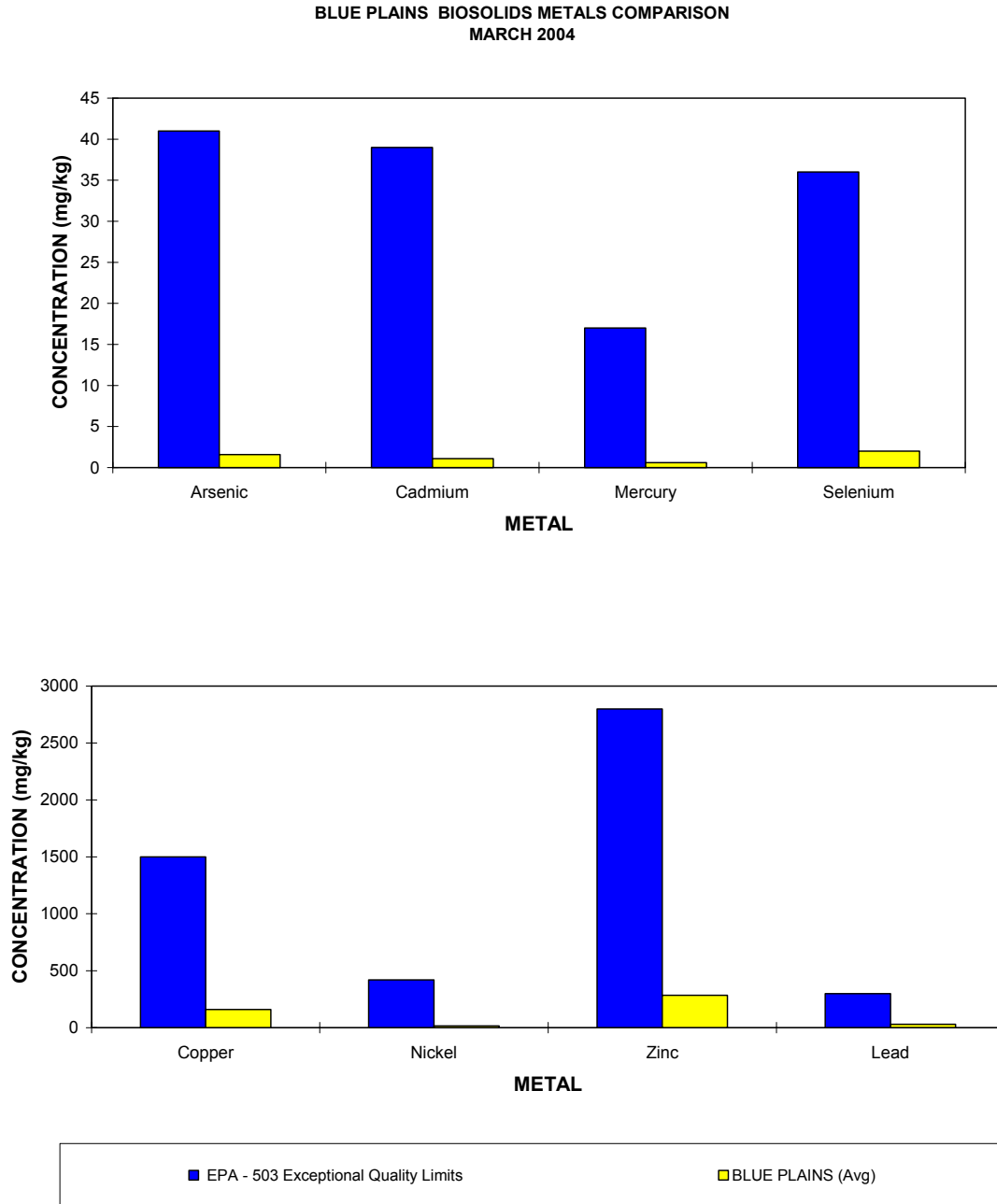
Average Daily Hauling by Contractor for April, 2004



12 Month Average Monthly Biosolids Production



The graphs below show the EPA regulated heavy metals in the Blue Plains biosolids for the month of March 2004. As can be seen in the graphs, the Blue Plains levels are considerably below the regulated exceptional quality limits.



HIGHLIGHTS

Staff presented two papers at the Water Environmental Federation Odor Control Conference in Seattle in the past month. One paper was related to the lime stabilization research WASA funded and conducted in-house to develop a method of measuring lime mixing and optimizing lime dose and mixing to reduce pathogens and odors. This work has helped WASA produce a much better and more consistent product for use by farmers and has resulted in a reduction in complaints from the land application of WASA biosolids. The second paper was regarding anaerobic digester odor minimization through process control and understanding of the mechanisms of odor

production. This work is being conducted in preparation for the reuse of product from the new digesters, scheduled start producing a Class A biosolids product in 2008.


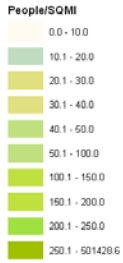
Staff conducted an informational session last month in Fauquier County with staffers representing congresspersons and senators from Virginia and around the nation. Staff used the opportunity to brief guests on biosolids issues and on the plans at Blue Plains to put in new digesters, designed to reduce truck traffic, produce gas for energy, and make a better quality biosolids product. Staff explained the differences between Class A and Class B biosolids, and expressed that DCWASA is committed to this environmentally important capital project. This was a half-day stop at a farm receiving biosolids on a two-day tour arranged by the Virginia Farm Bureau. Staff talked and answered questions on a beautiful day on a farm receiving Blue Plains biosolids. The odors were minimal as the trucks arrived and the spreader distributed the product over the acreage. The guests were pleased to have the opportunity to see the operation and ask questions. Several neighbors stopped by and expressed concerns over the reuse of biosolids, prompting staff to engage them in conversation over their concerns. The neighbors had good questions and good ideas about how to better work with the County, some of which staff is pursuing. A follow-up call from one of the concerned citizens reported odors from the site after a subsequent application (one week later). Staff is investigating the cause and will follow-up with the interested party. Through implementation of a Biosolids Environmental Management System (EMS), staff hopes to encourage more of this type of interaction with interested parties.



Map of Blue Plains Biosolids Applications and Agricultural \$'s for March 2003



March 2004 Biosolids Land Applied from Plant & Storages



County, Tons to Storage (if applicable)
Tons Applied, Agriculture\$

