



2026
**Drinking
Water
Quality
Report**


SUMMARIZING 2025 WATER
QUALITY TEST RESULTS

dc 
water is life®

Table of Contents

CONTACT INFORMATION	3
CEO'S MESSAGE	4
YOUR DRINKING WATER SOURCE	5
WATER TREATMENT	6
FROM TREATMENT TO TAP	7
PROTECTING THE POTOMAC	9
ENSURING THE BEST	11
LEAD IN DRINKING WATER	12
WATER QUALITY ANALYSIS DATA	16
WATER QUALITY MONITORING VIOLATION	17
DRINKING WATER ANALYSIS DATA	18

The 2026 Water Quality Report is available for download at dcwater.com/waterreport. Reports from previous years can be viewed at dcwater.com/testresults. Please call **202-787-2200** or send an email to communications@dcwater.com to request a printed copy.



Get Involved

The DC Water Board of Directors conducts regularly scheduled board meetings that are open to the public, generally on the first Thursday of each month, except August, at 9:30 a.m. The meetings are held virtually or at the DC Water Headquarters, 1385 Canal St, SE, Washington DC 20003.

Please visit dcwater.com or contact the Office of the Board Secretary at **202-787-2330** or to Board.Secretary@dcwater.com confirm a meeting time and location.

Contact Information

DC WATER CONTACT INFORMATION

Drinking Water Division	202-612-3440
Customer Service	202-354-3600
24-Hour Command Center	202-612-3400
Office of Marketing and Communications	202-787-2200

dcwater.com

ADDITIONAL CONTACTS

US Army Corps of Engineers Washington Aqueduct nab.usace.army.mil/Missions/Washington-Aqueduct/	202-764-2753
---	--------------

Department of Energy and Environment doee.dc.gov	202-535-2600
--	--------------

Interstate Commission on the Potomac River Basin potomacriver.org	301-984-1908
---	--------------

EPA Region 3 Customer Service Representative	215-814-5122
--	--------------

IF YOU HAVE A QUESTION ABOUT THIS REPORT AND REQUIRE ASSISTANCE FROM A TRANSLATOR, PLEASE CONTACT CUSTOMER SERVICE AT 202-354-3600 (8 A.M. TO 5 P.M., MONDAY THROUGH FRIDAY).

Este reporte contiene información importante sobre su agua potable. Para obtener una traducción del reporte, por favor comuníquese con la Oficina de Asuntos Externos a través del 202-354-3600 o custserv@dcwater.com

Báo cáo này có chứa thông tin quan trọng về nước uống của bạn. Vui lòng liên hệ Phòng Đối Ngoại theo số 202-354-3600 hoặc địa chỉ custserv@dcwater.com nếu bạn muốn có bản dịch báo cáo.

Ce rapport contient des renseignements importants à propos de votre eau potable. Si vous souhaitez vous procurer un rapport traduit, veuillez communiquer avec le Bureau des affaires extérieures en composant le 202-354-3600, ou connectez-vous à custserv@dcwater.com

ይህ ዘገባ ስለሚጠጡት ውሃ አስፈላጊ መረጃዎችን የያዘ ነው ። የተተረጎመውን ዘገባ ለማግኘት አባኩን የውጪ ጉዳይ ጽሕፈት ቤትን በስልክ ቁጥር 202-354-3600 ወይንም በኢሜል custserv@dcwater.com ያግኙ።

该报告包含有关您的饮用水的重要信息。如需翻译版的报告，请联系外事办公室，电话：202-354-3600 电子邮件：custserv@dcwater.com。

CEO's Message

Dear Customers,

I am pleased to share DC Water's 2026 Drinking Water Quality Report. The report details the exceptional quality of the District's drinking water and provides helpful consumer information about the water we distribute to our customers.

The District's water flows through 1,300 miles of interconnected pipes, nearly 44,000 valves, and more than 9,500 fire hydrants. Every day, DC Water monitors system performance and makes the necessary repairs to ensure absolute reliability. Our commitment to your water infrastructure is reflected in our Lead Free DC program and our ongoing initiative to replace small-diameter water mains across the city.

Last year, our water quality team conducted more than 40,000 tests on samples taken from across the District, far exceeding regulatory requirements. This rigorous monitoring ensures the water we deliver to your homes and businesses meets or surpasses all federal standards. I encourage you to explore the report to learn more about water quality in the District and the many ways the Authority works to provide clean and reliable drinking water for all.

You can read the report online at dcwater.com/waterreport. If you prefer a mailed copy, please call **(202) 787-2200**.

Sincerely,



David L. Gadis
CEO and General Manager



"Last year, our water monitoring program evaluated more than 40,000 tests taken from a variety of sources across the District – more than required – to ensure that the water we deliver to local homes and businesses meets or exceeds all federal standards."

**– DAVID L. GADIS
CEO AND GENERAL MANAGER**

Your Drinking Water Source



Where does our drinking water come from?

Drinking water supplied by DC Water comes from the Potomac River, a “surface water” supply. The Washington Aqueduct (Aqueduct) withdraws about 140 million gallons of water each day from intakes at Great Falls and Little Falls.

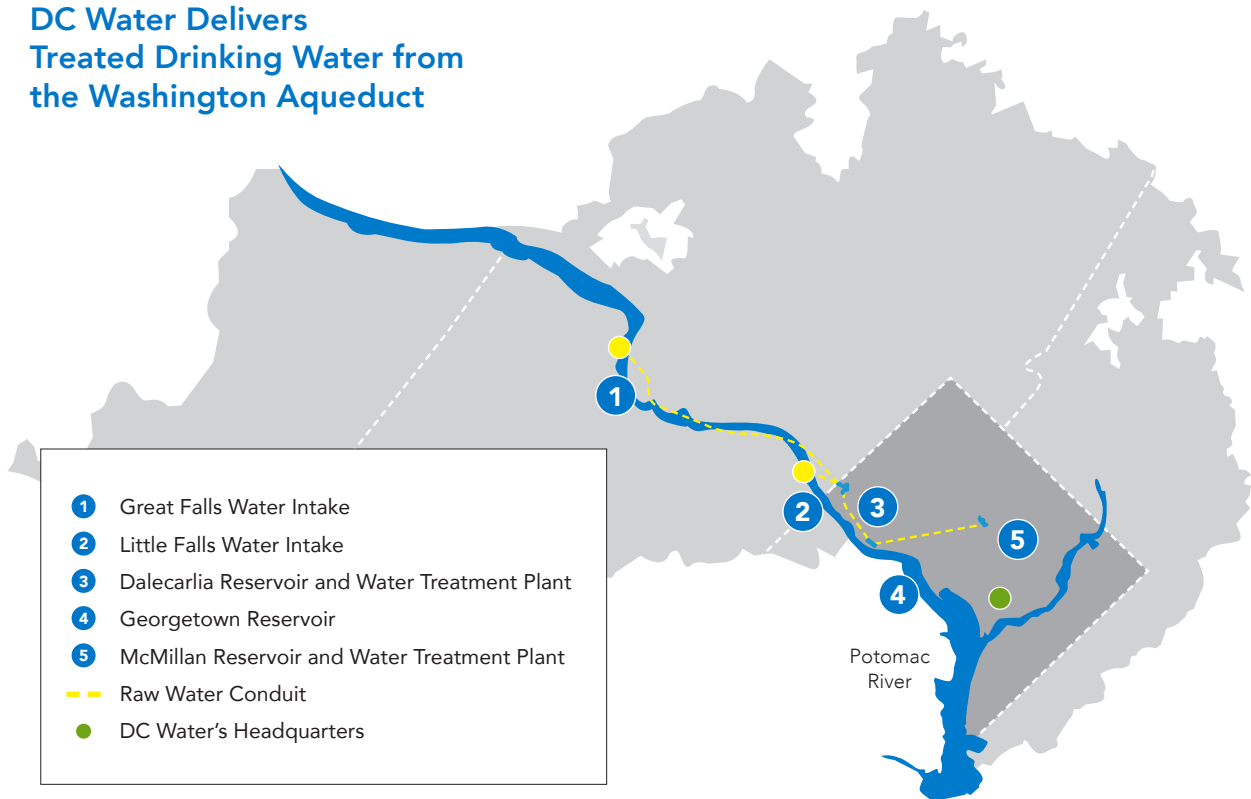
Who treats our drinking water?

DC Water purchases treated drinking water from the Aqueduct which is owned and operated by the U.S. Army Corps of Engineers. The Aqueduct filters and cleans water at the Dalecarlia and McMillan treatment plants to meet all water quality standards set by the U.S. Environmental Protection Agency (EPA).

During the treatment process, drinking water is enhanced with beneficial compounds like fluoride that improve public health.

DC Water Delivers Treated Drinking Water from the Washington Aqueduct

5



Water Treatment

What is drinking water treatment?

Like most public water systems around the country, the Aqueduct uses a multi-step treatment process to turn “raw” water from the Potomac River into clean, safe drinking water. The treatment process includes sedimentation, filtration, fluoridation, pH adjustment, disinfection using free chlorine and chloramine (a combination of chlorine and ammonia), and corrosion control using orthophosphate.

How is chlorine used to clean water?

Chlorine is commonly used by water utilities to kill viruses and bacteria that can be found in rivers and other sources of drinking water. The Aqueduct first adds chlorine and then adds ammonia to create chloramine, a more persistent disinfectant that keeps water clean as it travels through DC Water’s pipe system.

DC Water continuously monitors the drinking water to ensure that safe disinfectant levels are maintained in the distribution system. Even at safe levels, it is necessary for chloramine to be removed from water used for kidney dialysis and aquariums. Contact your kidney dialysis center, physician or local pet store about water treatment for removing chloramine. For more information about chloramine, visit dcwater.com/water-faqs.

Why does water have a strong chlorine smell in the spring?

Most of the year, the Aqueduct produces drinking water with chloramine as the residual disinfectant that keeps it clean. For a short time each spring, the Aqueduct temporarily switches from using chloramine to only chlorine. This change is standard practice for utilities that use chloramine—it helps keep pipes clean, and optimizes water quality throughout the year. The level of chlorine is safe for consumption, but you can reduce the chlorine smell and taste by placing an open pitcher of water in the fridge.

How is our water treated?



Screens

Large debris such as branches and scrap wood are removed from raw water.



Pre-Sedimentation

Large particles in untreated water settle out naturally.



Coagulation

Coagulants are added to the water to cause particles to stick together when the water is gently mixed (known as flocculation), creating larger, heavier particles



Sedimentation

Large particles settle to the bottom of sedimentation tanks.



Filtration

Gravity filters, composed of hard coal (anthracite), sand, and gravel layers, remove smaller particles still remaining in the water.



Fluoridation

Fluoride is added by Washington Aqueduct (Army Corps of Engineers).



Corrosion Control

Lime and Caustic Soda are added to adjust pH for optimum corrosion control. Orthophosphate is added to prevent corrosion in pipes.



Primary Disinfection

Chlorine is added to the water to kill potentially harmful organisms before the water leaves the plant.



Secondary Disinfection

Ammonia is added just before the water leaves the plant to create chloramine. Chloramine maintains the disinfection in the distribution system.

From Treatment to Tap

How do we get our drinking water?

DC Water distributes up to 180 millions of gallons of clean drinking water every day to more than a million residents, commuters, and visitors to DC Water’s service area.

Drinking water travels through a complex system of about 1,300 miles of water mains. DC Water tests and monitors drinking water quality around the clock as it flows through our system, ensuring tap water continues to meet all safe water standards.

What are the drinking water regulations?

The Safe Drinking Water Act defines the term “contaminant” as meaning any physical, chemical, biological, or radiological substance or matter in water. Therefore, the law defines “contaminant” very broadly as being anything other than water molecules. Even beneficial compounds like naturally-occurring minerals are considered “contaminants.”

From Treatment to Tap →

7




From Treatment to Tap continued

In order to ensure that tap water is safe to drink, the EPA promulgated regulations that limit the amount of certain contaminants in water provided by water suppliers. The Food and Drug Administration regulations establish limits for contaminants in bottled water which must provide the same protection for public health.


Drinking water, including bottled water, may reasonably be expected to contain at least small amounts of some contaminants. The presence of contaminants does not necessarily mean that water poses a health risk. More information about contaminants and potential health effects can be obtained by contacting the Environmental Protection Agency by calling the Safe Drinking Water Hotline (800-426-4791) or visiting the website [epa.gov/safewater](https://www.epa.gov/safewater).

For additional information about drinking water regulations, visit [epa.gov/dwstandardsregulations](https://www.epa.gov/dwstandardsregulations).

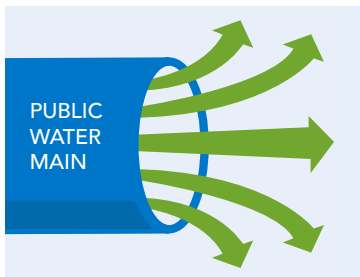
The Washington Aqueduct, DC Water and Residents Work Together to Ensure Water Quality




1. Drinking water is drawn from the Potomac River by the Washington Aqueduct.



2. The Washington Aqueduct treats source (or raw) water to provide clean drinking water.



3. DC Water purchases water from the Washington Aqueduct and stores, pumps, and distributes it across the system while continually monitoring water quality.



4. Customers maintain plumbing in the home to protect water quality.

Protecting the Potomac


How does DC Water safeguard our drinking water source?

High quality tap water starts with a healthy river. Our drinking water comes from a single “surface water” supply, as opposed to an aquifer or groundwater supply. The abundant Potomac River is also a source of water for many other water utilities including the Washington Suburban Sanitation Commission (WSSC), Fairfax Water, and Arlington County. DC Water works with these utilities, environmental groups, government agencies, and other organizations to ensure the Potomac River remains clean and healthy.

DC Water takes an active role in the Potomac River Basin Drinking Water Source Protection Partnership—a cooperative group of 27+ utilities, government agencies and regional stakeholders.

The Partnership strategically addresses the multi-faceted issues that affect the region’s drinking water supply. Our work includes minimizing the impact of agriculture on water quality, coordinating response efforts during emergency situations, contributing to the latest environmental assessments, and educating residents about the importance of protecting upstream drinking water sources.

Today, DC Water is part of a watershed that is cleaner and healthier than ever before. EPA Region III, as the drinking water primacy agency for DC Water, funded the update and completion of the Source Water Assessment of the Potomac River watershed in early 2020. The intention was to provide the resource managers, scientists, and interested citizens with a more interactive, user friendly way of assessing the data through a GIS platform to better understand source water protection. The Storyboard will be made available in the near future.



Protecting the Potomac continued



How can sources of drinking water become polluted?

Across the nation, rivers, lakes, streams, ponds, reservoirs, springs and wells are sources of drinking water (both tap water and bottled water). Rain and melting snow travels over the surface of the land or through the ground, dissolving naturally occurring minerals and picking up substances resulting from animal and human activity and carrying these pollutants to our drinking water sources. Contaminants that may be present in source water include:

- Microbial contaminants, such as viruses and bacteria that may come from agricultural livestock operations, septic systems, wastewater treatment plants and wildlife.
- Inorganic contaminants, such as salts and metals that can be naturally occurring or result from urban stormwater runoff, farming, and industrial or domestic wastewater discharges.
- Pesticides and herbicides that may come from a variety of sources such as agriculture, urban stormwater runoff and residential uses.
- Organic chemical contaminants, including synthetic and volatile organic chemicals that are by-products of industrial processes and petroleum production, and also may come from gas stations, urban stormwater runoff, and septic systems.

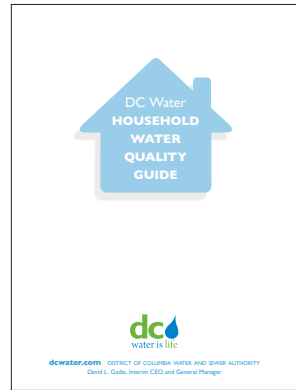
- Radioactive contaminants that can be naturally-occurring or the result of mining activities.

What can I do to help?

Take pride in the Potomac! The best way to be a steward of the river is to take care of our watershed—the area of land that drains to the river.

- Prevent litter and pick up pet waste.
- Use only enough pesticides, landscaping chemicals, and fertilizer as necessary. Excess garden and lawn-care materials wash into and pollute waterways during rainfall.
- Consider using Bloom—a safe, Class-A soil conditioner for your garden (bloomsoil.com).
- Dispose of household waste, grease and motor oil properly, not down sinks or storm drains.
- Prevent trash and debris from entering storm drains and catch basins. To report a clogged drain or basin, call **202-612-3400**.
- Report spills that could potentially enter the waterways by calling **311**.
- Get rid of unwanted or expired medication at a drug-take back location or throw it in the trash. Flushing pharmaceuticals down the toilet can harm our rivers. Learn more at protectyourpipes.org.

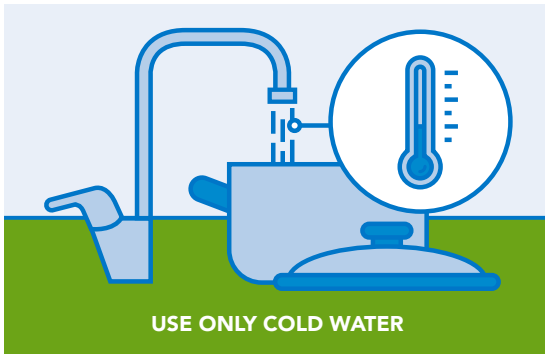
Ensuring the Best



Keeping Tap Water Fresh at Home

A few simple tips can help ensure clean, fresh water every time you turn on the tap. Get more bilingual tips at dcwater.com/water-quality-home.

Household Water Quality Tips



USE ONLY COLD WATER

1. Use only cold water for drinking and cooking.


Build-up of metals, sediment and bacteria in your hot water heater can enter your tap water when it runs through the water heater.



CLEAN FAUCET AERATORS

2. Clean faucet aerators every three months

Sediment and metals can collect in the aerator screen located at the tip of your faucets. Replace aerators that are in poor condition. (available at local hardware stores).



REPLACE FILTER CARTRIDGES

3. Routinely replace filter cartridges according to manufacturer's instructions.

Lead in Drinking Water



Lead can cause serious health problems, especially for pregnant women and young children. Lead in drinking water is primarily from materials and components associated with service lines and home plumbing. DC Water is responsible for providing high quality drinking water, and removing lead pipes, but cannot control the variety of materials used in plumbing components in your home. You share the responsibility for protecting yourself and your family from the lead in your home plumbing. You can take responsibility by identifying and removing lead materials within your home plumbing and taking steps to reduce your family's risk. Before drinking tap water, flush your pipes for several minutes by running your tap, taking a shower, doing laundry or a load of dishes. You can also use a filter certified by an American National Standards Institute accredited certifier to reduce lead in drinking water. If you are concerned about lead in your water and wish to have your water tested, contact DC Water at **202-787-4044** or **lead@dcwater.com**. Information on lead in drinking water, testing methods, and steps you can take to minimize exposure is available at **epa.gov/safewater/lead**.



12



How does lead get into water?

Lead pipe in the individual service lines to the house and lead solder used to join copper pipes prior to 1987 are the significant contributors to lead in drinking water. Galvanized iron pipe downstream of lead pipe attracted lead over time and is also a source of lead. Water comes in contact with these lead sources as it travels through your service line and indoor plumbing. As the water sits in the pipe when not in use, the lead can release into the water. Lead particles inside plumbing can also release sporadically into the water and can accumulate on faucet aerator screens.

Lead in Drinking Water

continued



How can I get rid of lead?

Identify and remove all sources of lead to eliminate the risk of lead in water.

1. Check DC Water's interactive map to identify the material of your service line. The map is frequently updated; however, some information is based on historical records which may not be accurate. (dcwater.com/servicemap)
2. Identify your pipe material by checking your household water service connection inside the home, typically located in the basement. A helpful guide and videos are posted at dcwater.com/lead.
3. Replace your lead pipes and plumbing. DC Water has several programs for lead service line replacement, most offering free replacements. (dcwater.com/replacelead)
4. Order a free lead test kit by contacting the Drinking Water Division at **202-612-3440** or email leadtest@dcwater.com. Lead test kits are provided to both single and multifamily residences as well as commercial customers. These tests can indicate the presence of lead in the service line or household plumbing. (dcwater.com/leadtest)
5. Learn more about our lead program and download or request hard copies of lead information in both English and Spanish. (dcwater.com/lead and dcwater.com/lead-brochures)

A screenshot of the DC Water Service Line Information Map. The map shows a street grid with various colored markers (blue, green, yellow, red) indicating the material of the service lines. A legend on the right side of the map lists the pipe materials: Cast Iron, Galvanized Steel, Copper, and Lead. The map also includes a search bar and a search button.

Service Line Map

Use our map to identify the material of the service lines on your property.

Lead service lines were predominately installed prior to the mid-1950s in the District of Columbia, but there are records of lead service lines being installed as late as 1977. You can use our service line map to see the information DC Water has about your service line at dcwater.com/servicemap.

Lead in Drinking Water

continued



How can I reduce my risk of lead exposure?

If you have lead pipes, fixtures, or are unsure about the pipe material type, take steps to minimize possible exposure until all sources of lead are removed.

1. Flush your pipes before using any tap water for drinking or cooking. Run cold water until the temperature changes and then allow it to run for an additional two minutes.
2. Use only cold water for drinking and cooking including water used for infant formula, beverages, and ice.
3. Filter your water if there are known or suspected lead sources. The filter should be certified to meet NSF/ANSI Standard 53 for lead reduction and Standard 42 for particle reduction.
4. Remove and clean faucet aerators every 3 months.
5. Request a free lead test kit to identify potential sources of lead ([202-612-3440](tel:202-612-3440) or leadtest@dcwater.com).

How can DC Water help replace lead service pipes?

DC Water operates several programs for lead service line replacement. District and federal funds are now available to help customers pay for replacement on private property. For more information on these programs, visit dcwater.com/lead.

Types of Water Pipes (Service Lines)

Lead – A dull, silver-gray color that is easily scratched with a coin. Use a magnet - strong magnets will not cling to lead pipes.



Galvanized – A dull, silver-gray color. Use a magnet - strong magnets will typically cling to galvanized pipes.




Copper – The color of a penny.



Plastic – White, rigid pipe.



Brass – Bronze to gold color. Older pipes may be corroded and may contain small or trace amounts of lead.



Lead in Drinking Water


continued



Water Service Pipe Material Identification


	Lead	Galvanized Iron	Copper	Brass
Outer Appearance	Dull gray, bendable; often curves between wall/floor and valve	Dark gray or black; straight rigid pipe	Brown; can have green corrosion spots	Brown; can have green corrosion spots
Threads at Connections	None	Yes	None	Yes
Scratch Test (Coin or Key)	Shiny silver	Hard to scratch, remains gray	Copper, like a penny	Gold color
Magnet Test	Does not stick	Magnet WILL stick	Does not stick	Does not stick

Lead



Lead pipes widen at base and often form a "bulb."

Galvanized Iron



Galvanized pipes have "threads" at connections.

Copper



No "threads" on copper pipes. Green color is copper corrosion.

Brass



Brass pipes can have "threads."

Water Quality Analysis Data

Water Quality Analysis Data

Giardia – The Aqueduct monitored for *Giardia* in the source water (Potomac River) in January, April, July, and November 2025. *Giardia* cysts were detected in three samples collected in January, April, and November at concentrations of 0.95, 0.18, and 0.09 cysts per liter, respectively.

Cryptosporidium – The Aqueduct monitored for *Cryptosporidium* in the source water (Potomac River) in January, April, July, and November 2025. *Cryptosporidium* oocysts were detected in one sample collected in January at a concentration of 0.29 oocysts per liter.

Cryptosporidium is a microbial pathogen found in surface water throughout the U.S. Although filtration removes *Cryptosporidium*,

the most commonly-used filtration methods cannot guarantee 100 percent removal. Our monitoring indicates the presence of these microorganisms in the Potomac River. Current test methods do not allow us to determine if the microorganisms are dead or if they are capable of causing disease. Ingestion of *Cryptosporidium* may cause cryptosporidiosis, an abdominal infection. Symptoms of infection include nausea, diarrhea, and abdominal cramps. Most healthy individuals can overcome the disease within a few weeks. However, immuno-compromised people, infants and small children, and the elderly are at greater risk of developing life threatening illness. We encourage immuno-compromised individuals to consult their doctor regarding appropriate precautions to take to avoid infection. *Cryptosporidium* must be ingested to cause disease, and it may be spread through means other than drinking water.





DC Water Drinking Water Analysis Data for 2025

17

2026 DRINKING WATER QUALITY REPORT

The following tables present the regulated and unregulated detected contaminants in the treated drinking water. The test results for these parameters were detected above EPA's analytical method reporting limit from samples collected in the source from the Potomac River or finished water.

The water quality test results for the samples collected indicate that your drinking water complied with all of the EPA's drinking water standards in 2025.

For testing results from previous years, visit dcwater.com/testresults.



Abbreviations & Definitions

AL (Action Level) - The concentration of a contaminant which, if exceeded, triggers a treatment or other requirement which a water system must follow. Other requirements may include additional testing, public notification or capital improvements. The AL is not equivalent to a maximum contaminant level or MCL (see definition below).

HAA - Haloacetic Acid

HAA5 (Haloacetic Acids (5)) - The five haloacetic acid species regulated by EPA.

HFPO-DA/GenX - Hexafluoropropylene Oxide Dimer Acid

HI (Hazard Index) - A tool used to evaluate potential health risks from exposure to chemical mixtures. The hazard index for PFAS is the combination of PFNA, PFBS, HFPO-DA, and its Ammonium Salt (GenX) ratios of concentration in the sample to the level determined not to cause health effects and is 1.0.

MRDL (Maximum Residual Disinfectant Level) - The highest level of a disinfectant allowed in drinking water. There is convincing evidence

that addition of a disinfectant is necessary for control of microbial contaminants.

MRDLG (Maximum Residual Disinfectant Level Goal) - The level of a drinking water disinfectant below which there is no known or expected risk to health. MRDLGs do not reflect the benefits of the use of disinfectants to control microbial contaminants.

MCLG (Maximum Contaminant Level Goal) - The level of a contaminant in drinking water below which there is no known or expected risk to health. MCLGs allow for a margin of safety.

MCL (Maximum Contaminant Level) - The highest level of a contaminant that is allowed in drinking water. MCLs are set as close to the MCLGs as feasible using the best available treatment technology.

NA - Not applicable.

ND - Non-Detectable.

NTU - Turbidity is measured with an instrument called a nephelometer, which measures the intensity of light scattered by suspended matter in the

water. Measurements are given in nephelometric turbidity units (NTUs).

PFBS - Perfluorobutanesulfonic acid

PFOA - Perfluorooctanoic acid

PFOS - Perfluorooctanesulfonic acid

PFHxS - Perfluorohexanesulfonic acid

PFNA - Perfluorononanoic acid

ppm - Parts per million.

ppb - Parts per billion.

ppt - Parts per trillion.

TT (Treatment Technique) - A required process intended to reduce the level of a contaminant in drinking water.

TTHMs - Total Trihalomethanes.

Turbidity - A measure of the cloudiness of water. We measure turbidity because it is a good indicator of the effectiveness of the water treatment system. Turbidity in excess of 5 NTU is just noticeable to the average person.

Regulated Contaminants

WASHINGTON AQUEDUCT WATER TREATMENT PLANT PERFORMANCE						
	Units	EPA Limits		DC Drinking Water		Description / Typical Sources of Contaminants
		MCLG	MCL or TT			
Turbidity	NTU	NA	TT = 1 (maximum)	(maximum) 0.08 (hourly)		Turbidity is often caused by soil runoff
	% of monthly turbidity readings ≤ 0.3 NTU	NA	TT = 95% (minimum)	100%		
Total Organic Carbon (TOC)	removal ratio	NA	TT = > 1 (annual average)	1.33 (lowest annual average). Annual average must be greater than 1.00 to be in compliant		Naturally present in the environment
WATER ENTERING DC WATER'S DISTRIBUTION SYSTEM						
	Units	EPA Limits		DC Drinking Water		Description / Typical Sources of Contaminants
		MCLG	MCL	Highest	Range	
Inorganic Metals						
Arsenic	ppb	0	10	0.3	ND to 0.3	Erosion of natural deposits; Runoff from orchards
Barium	ppm	2	2	0.04	0.04 to 0.04	Erosion of natural deposits
Inorganic Anions						
Cyanide	ppm	0.2	0.2	0.007	ND to 0.007	Discharge from steel/metal factories; Discharge from plastic and fertilizer factories
Fluoride	ppm	4.0	4.0	0.7	0.7 to 0.7	Water additive which promotes strong teeth
Nitrate as Nitrogen	ppm	10	10	2	0.7 to 2	Runoff from fertilizer use; Erosion of natural deposits

Regulated Contaminants continued

WATER ENTERING DC WATER'S DISTRIBUTION SYSTEM							
	Units	EPA Limits		DC Drinking Water		Description / Typical Sources of Contaminants	
		MCLG	MCL	Highest	Range		
Synthetic Organics							
Atrazine	ppb	3	3	0.2	ND to 0.2	Runoff from herbicide used on row crops	
Volatile Organic Contaminants – None detected other than total trihalomethanes as shown below							
Radionuclides ¹ – None detected above minimum detection limits.							
DC WATER'S DISTRIBUTION SYSTEM							
	Units	EPA Limits		Running Annual Average	Range	Violation	Description / Typical Sources of Contaminants
		MCLG	MCL				
Disinfectants and Disinfection Byproducts							
Chlorine	ppm	4 (MRDLG (annual average))	4 (MRDL (annual average))	3.1 (Highest running annual average)	0 to 4.1 (Range of single site results)	No	Water additive used to control microbes; Chlorine is combined with ammonia to form chloramine.
Total Trihalomethanes (TTHMs)	ppb	NA	80 (4-quarter locational running average)	50 (Highest locational running annual average)	17 to 73 (Range of single site results)	No	By-product of drinking water disinfection.
Haloacetic Acids (HAA5)	ppb	NA	60 (4-quarter locational running average)	34 (Highest location running annual average)	14 to 48 (Range of single site results)	No	By-product of drinking water disinfection.
MICROBIAL MONITORING							
	TT	MCLG	Total Samples Collected	Number Positive for Coliform	Highest Monthly % Positive	Violation	Source
Total Coliform	5% or more of samples positive for coliform in a single month triggers an Assessment	0	3,011	11	1.2%	No	Naturally present in the environment

1 - Triennial radionuclide monitoring was performed in 2023.

Regulated Contaminants continued

LEAD AND COPPER (AT THE CUSTOMER'S TAP)								
	Units	EPA Limits		DC Drinking Water		Range	Violation	Description / Typical Sources of Contaminants
		MCLG	Action Level	Samples above AL	90th Percentile			
Lead								
January-June Monitoring Period	ppb	0	15	2 of 105	1	ND to 243	No	Corrosion of household plumbing systems; erosion of natural deposits
July-December Monitoring Period	ppb	0	15	2 of 106	2	ND to 123	No	
Copper								
January-June Monitoring Period	ppm	1.3	1.3	0 of 105	0.098	0.003 to 0.301	No	Corrosion of household plumbing systems; erosion of natural deposits
July-December Monitoring Period	ppm	1.3	1.3	0 of 106	0.084	0.004 to 0.847	No	

DETECTED CONTAMINANTS WITHOUT PRIMARY MCLS OR TREATMENT TECHNIQUES ENTERING DC WATER'S DISTRIBUTION SYSTEM			
Parameter	Units	Average	Range
Nickel	ppb	0.9	0.8 to 0.9
Sodium	ppm	32	22 to 47
Total Hardness	ppm	139	84 to 194
Total Hardness	grains/gal	8	5 to 11

Per- and Polyfluoroalkyl Substances (PFAS)

PFAS are a group of over 6,000 man-made chemicals that have been manufactured and used in home consumer products such as carpets, clothing, food packaging, and cookware since the 1940s. PFAS are used in many applications because of their unique physical properties such as resistance to high and low temperatures, resistance to degradation, and nonstick characteristics. PFAS have been detected worldwide in the air, soil, and water. Due to their widespread use and persistence in the environment, most people in the United States have been exposed to PFAS. U.S. EPA has determined there is evidence that continued exposure above specific levels to certain PFAS may cause adverse health effects.

The science around these chemicals is evolving. Scientists are hard at work understanding the chemicals, their risk to human health, and how to mitigate that risk.

The table below shows the monitoring results from both the Washington Aqueduct’s treatment plants.

SUMMARY OF 2025 VOLUNTARY MONITORING (MEASURED AS PARTS PER TRILLION – PPT)					
Chemical Group	Average	Range	Method Reporting Limit	EPA’s Maximum Contaminant Level Goal (MCLG)	EPA’s Maximum Contaminant Level (MCL)
Perfluorooctanoic acid (PFOA)	0.5 ppt	ND - 2.4 ppt	2.0 ppt	Zero	4.0 ppt
Perfluorooctanesulfonic acid (PFOS)	1.1 ppt	ND - 3.1 ppt	2.0 ppt	Zero	4.0 ppt
Perfluorohexanesulfonic acid (PFHxS)	0.0 ppt	ND - ND	2.0 ppt	10 ppt	10 ppt
Perfluorononanoic acid (PFNA)	0.0 ppt	ND - ND	2.0 ppt	10 ppt	10 ppt
Perfluorobutanesulfonic acid (PFBS)	1.1 ppt	ND - 2.7 ppt	2.0 ppt	See Hazard Index	See Hazard Index
Hexafluoropropylene Oxide (HFPO) Dimer Acid and its Ammonium Salt (GenX)	0.0 ppt	ND - ND	2.0 ppt	10 ppt	10 ppt
Mixtures containing two or more of PFHxS, PFNA, HFPO-DA, and PFBS	0.0 ppt	ND - ND	N/A	Hazard Index = 1 (unitless)	Hazard Index = 1 (unitless)
OTHER NON-REGULATED PFAS DETECTS (MEASURED AS PARTS PER TRILLION – PPT)					
Perfluorobutanoic acid (PFBA)	1.8 ppt	ND - 5.7 ppt	2.0 ppt	N/A	N/A
Perfluoropentanoic acid (PFPeA)	2.7 ppt	ND - 4.7 ppt	2.0 ppt	N/A	N/A
Perfluorohexanoic acid (PFHxA)	2.0 ppt	ND - 3.4 ppt	2.0 ppt	N/A	N/A



Download helpful water quality tips.

Download our Household Water Quality Guide at dcwater.com/water-quality-home or call **202-787-2200** to request a mailed copy.



The Value of Water

- Bottled water is 6,000% more expensive than tap water
- One gallon of bottled water costs \$1.23 per gallon on average
- One gallon of DC Water costs \$0.02 per gallon

Visit dcwater.com/customer-assistance. DC Water, in partnership with District Government and Mayor Bowser, has expanded water and sewer bill discounts and relief programs to help non-profits and low-to-moderate income residents.

Want to lower your water bill?



★ ★ ★ DEPARTMENT OF ENERGY & ENVIRONMENT

WE ARE WASHINGTON DC GOVERNMENT OF THE DISTRICT OF COLUMBIA MURIEL BOWSER, MAYOR



DISTRICT OF COLUMBIA WATER AND SEWER AUTHORITY
1385 CANAL STREET, SE, WASHINGTON, DC 20003 • DCWATER.COM