



2018 Drinking Water Quality Report

Summarizing 2017 Water Quality Test Results

dc 2018 Drinking Water Quality Report

DC WATER CONTACT INFORMATION

Drinking Water Division..... (202) 612-3440
Customer Service (202) 354-3600
24-Hour Command Center..... (202) 612-3400
External Affairs (202) 787-2200
dcwater.com

ADDITIONAL CONTACTS:

US Army Corps of Engineers
Washington Aqueduct..... (202) 761-0011
nab.usace.army.mil/Missions/Washington-Aqueduct/

Department of Energy
and Environment (202) 535-2600
doee.dc.gov

Interstate Commission on
the Potomac River Basin..... (301) 984-1908
potomacriver.org

EPA Region III Drinking Water Branch.....(215) 814-5122

CONTENTS

CEO and General Manager's Message	2
Your Drinking Water Source	3
Protecting Drinking Water Supply	4
Drinking Water Treatment	5
Important Health Information	6-7
Drinking Water Analysis Data	7-12

The **2018 Water Quality Report** is available for download at dcwater.com/waterreport.

Reports from previous years can be viewed at dcwater.com/testresults.
Please call (202) 787-2200 or send an email to externalaffairs@dcwater.com to request a printed copy.

Este reporte contiene información importante sobre su agua potable. Para obtener una traducción del reporte, por favor comuníquese con la Oficina de Asuntos Externos a través del 202-354-3600 o custserv@dcwater.com.

ይህ ዘገባ ስለሚጠጡት ውሃ አስፈላጊ መረጃዎችን የያዘ ነው ። የተተረጎመውን ዘገባ ለማግኘት እባኩን የውጪ ጉዳይ ጽሕፈት ቤትን በስልክ ቁጥር 202-354-3600 ወይንም በኢሜል custserv@dcwater.com ያግኙ።

该报告包含有关您的饮用水的重要信息。如需翻译版的报告，请联系外事办公室，电话：202-354-3600，电子邮件：custserv@dcwater.com。

Báo cáo này có chứa thông tin quan trọng về nước uống của bạn. Vui lòng liên hệ Phòng Đối Ngoại theo số 202-354-3600 hoặc địa chỉ custserv@dcwater.com nếu bạn muốn có bản dịch báo cáo.

Ce rapport contient des renseignements importants à propos de votre eau potable. Si vous souhaitez vous procurer un rapport traduit, veuillez communiquer avec le Bureau des affaires extérieures en composant le 202-354-3600, ou connectez-vous à custserv@dcwater.com.

If you have a question about this report and require assistance from a translator, please contact Customer Service at (202) 354-3600 (8 a.m. to 5 p.m., Monday through Friday).

Dear Customers,

I am proud to present your 2018 Drinking Water Quality Report, which details the outstanding quality of your drinking water and reflects the dedication of more than 1,100 employees who serve you 24 hours a day, seven days a week. Water safety is our top priority, and the 2017 test results presented in this report demonstrate that your drinking water surpassed the water quality standards established by the Safe Drinking Water Act and regulated by the U.S. Environmental Protection Agency (EPA). In 2017, DC Water collected more than 6,500 water samples and conducted over 40,000 tests to ensure that high quality water reaches everyone in the District of Columbia.

Please take this opportunity to learn more about your drinking water. We encourage you to determine if your home has sources of lead that can cause lead to enter water. For more information visit dcwater.com/lead. We are committed to providing you with the highest standard of service and protecting our community and waterways for generations to come. If you have questions, concerns or suggestions, please call, email, or reach out to us online.



Sincerely,
David L. Gadis, CEO and General Manager

YOUR DRINKING WATER QUALITY

DC Water provides more than 100 million gallons of clean, safe drinking water to our customers in Washington, DC every day. In order to ensure that tap water is safe to drink, the EPA prescribes regulations which limit the amount of certain contaminants in water provided by public water systems. These limits are mostly adopted by the Food and Drug Administration (FDA) for bottled water, which must provide similar protections for public health.

Drinking water, including bottled water, may reasonably be expected to contain at least small amounts of some contaminants. The presence of contaminants does not necessarily indicate that water poses a health risk. More information about contaminants and potential health effects can be obtained by calling the EPA's Safe Drinking Water Hotline (1-800-426- 4791).



DC Water ensures tap water meets or exceeds federal standards as it flows through our pipes by conducting thousands of required and voluntary water quality tests each year. In the following pages, you will find an overview of these water testing programs that protect our drinking water system.

THE POTOMAC RIVER – YOUR DRINKING WATER SOURCE

Drinking water for the District of Columbia comes from the Potomac River, a “surface water” supply. DC Water, Fairfax Water, and Arlington County purchase the treated drinking water from the US Army Corps of Engineers, Washington Aqueduct (Aqueduct). The Aqueduct withdraws approximately 140 million gallons of water each day from the Potomac River at the Great Falls and Little Falls intakes and treats the water at two treatment plants, Dalecarlia and McMillan. The Aqueduct filters and disinfects water from the Potomac River to meet safe drinking water standards. The treatment process includes sedimentation, filtration, fluoridation, pH adjustment, primary disinfection using free chlorine, secondary disinfection with chloramines through the addition of ammonia, and corrosion control with orthophosphate.

For more information on the drinking water treatment process, visit the Aqueduct’s website at: <http://www.nab.usace.army.mil/Missions/WashingtonAqueduct.aspx>.

DC Water distributes the treated drinking water to more than 700,000 residential, commercial, and governmental customers in the District of Columbia and parts of Maryland and Virginia.

The sources of drinking water (both tap and bottled water) include rivers, lakes, streams, ponds, reservoirs, springs, and wells. As water travels over the surface of the land and into the Potomac River, it dissolves naturally occurring minerals and in some cases, radioactive material. The water can also pick up substances resulting from the presence of animals or human activity. Prior to water treatment, contaminants that may be present in source water include:

- Microbial contaminants, such as viruses and bacteria that may come from agricultural livestock operations, septic systems, wastewater treatment plants and wildlife.
- Inorganic contaminants, such as salts and metals that can be naturally occurring or result from urban stormwater runoff, farming, and industrial or domestic wastewater discharges.
- Pesticides and herbicides that may come from a variety of sources such as agriculture, urban stormwater runoff and residential uses.
- Organic chemical contaminants, including synthetic and volatile organic chemicals that are by-products of industrial processes and petroleum production, and also may come from gas stations, urban stormwater runoff, and septic systems.
- Radioactive contaminants that can be naturally-occurring or the result of mining activities.

DC Water would notify customers immediately if source water contamination will result in drinking water that is unsafe for consumption and use.

SOURCE WATER PROTECTION EFFORTS

The Interstate Commission on the Potomac River Basin (ICPRB) conducted a Source Water Assessment of the Potomac River watershed in April, 2002 under contract with the District of Columbia government. The assessment, titled *The District of Columbia Source Water Assessment*, identified urban runoff, toxic spills, agriculture and inadequate wastewater treatment as potential contamination sources to the water supply. A redacted version of the *District of Columbia Source Water Assessment* can be found on the ICPRB website with the 2002 publications at: <https://www.potomacriver.org/publications/>. For more information on the *District of Columbia Source Water Assessment*, contact ICPRB at 301-984-1908.

DC Water is a member of the Potomac River Basin Drinking Water Source Protection Partnership, a collaborative effort of drinking water suppliers and government agencies to protect shared drinking water sources. The group is currently working with the Metropolitan Washington Council of Governments (MWCOG) to update the 2002 District of Columbia Source Water Assessment. For more information about the Partnership’s efforts, visit potomacdwspp.org.


PROTECTING DRINKING WATER SUPPLY

Protect the Watershed – A watershed is an area of land that drains to a particular point along a stream or river. The best way to protect the Potomac River from contamination is to help protect the watershed. You can help.


- Do not litter.
- Prevent trash and debris from entering storm drains and catch basins. To report a clogged drain or basin, call (202) 612-3400.
- Dispose of household waste, grease and motor oil properly, not down sinks or drains.
- Report spills that could potentially enter the waterways by calling 911.
- Do not flush pharmaceuticals down the toilet or drain. Find a drug take-back location or properly dispose of medications in the garbage. Visit protectyourpipes.org for more information.



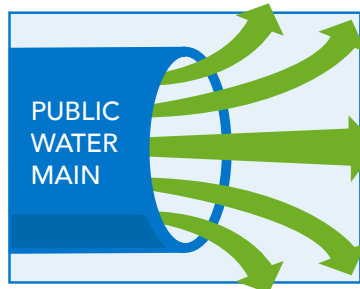
THE WASHINGTON AQUEDUCT, DC WATER AND RESIDENTS WORK TOGETHER TO ENSURE WATER QUALITY



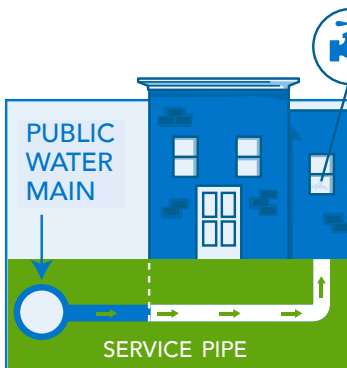
1. Drinking water is drawn from the Potomac River by the Washington Aqueduct.



2. The Washington Aqueduct treats source (or raw) water to provide clean drinking water.



3. DC Water operates a large distribution system and monitors water quality in the distribution system.



4. Customers maintain plumbing in the home to protect water quality.

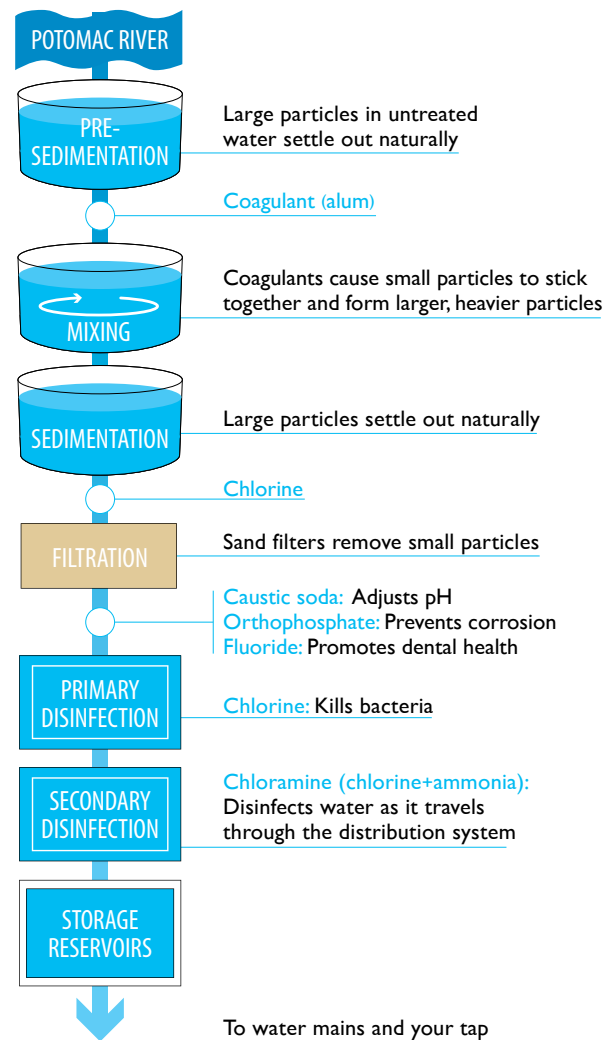
DRINKING WATER TREATMENT

The Washington Aqueduct collects water from the Potomac River and treats the water at the Dalecarlia and McMillan Treatment Plants. Like most public water systems around the country, the Washington Aqueduct uses a multi-step treatment process. The treatment process includes sedimentation, filtration, fluoridation, pH adjustment, disinfection using free chlorine and chloramine (chlorine + ammonia), and corrosion control using orthophosphate. DC Water works closely with the Aqueduct to ensure that the water leaving the plant meets the EPA drinking water standards. Once the water leaves the treatment plant, DC Water collects samples throughout the District of Columbia to monitor the quality of the water as it travels through the pipes to your tap.

DRINKING WATER DISINFECTION

The EPA requires the disinfection of water supplies to protect public health. The Washington Aqueduct uses chloramine, a combination of chlorine and ammonia, to disinfect the drinking water that is delivered to the District. Chloramine is a common disinfectant used to protect water supplies from harmful bacteria and viruses that can be found in rivers and streams. DC Water continuously monitors the drinking water to ensure that safe disinfectant levels are maintained in the distribution system. Chloramine must be removed from water used for kidney dialysis and aquariums. Contact your kidney dialysis center, physician or local pet store about water treatment for removing chloramine. For more information about chloramine, visit dcwater.com/water-faqs.

WATER TREATMENT PROCESS AT DALECARLIA AND MCMILLAN WATER TREATMENT PLANTS



WHY IS CHLORINE USED FOR DISINFECTION DURING THE SPRING?



Most of the year, the Washington Aqueduct uses chloramine to disinfect the drinking water. For a short period each year, during the spring, the Washington Aqueduct switches the disinfectant from chloramine to chlorine. This change is part of an annual program to clean water pipes and maintain water quality throughout the year. This is a standard practice for water systems that use chloramine during the majority of the year. Public water systems use chlorine to kill harmful bacteria and viruses that can make people sick. The level of chlorine is safe for consumption, but you can reduce the chlorine smell and taste by placing an open pitcher of water in the fridge. If you haven't used water in several hours, let the cold water run for 2 minutes before filling the pitcher.

IMPORTANT HEALTH INFORMATION

Some people may be more vulnerable to contaminants in drinking water than the general population. Immuno-compromised persons such as persons with cancer undergoing chemotherapy, persons who have undergone organ transplants, people with HIV/AIDS or other immune system disorders, some elderly, and infants can be particularly at risk from infections. These people should seek advice about drinking water from their health care providers. The Environmental Protection Agency and the Centers for Disease Control and Prevention (CDC) guidelines on appropriate means to lessen the risk of infection by *Cryptosporidium* and other microbial contaminants are available from the Safe Drinking Water Hotline (800-426-4791).

if they are capable of causing disease. Ingestion of *Cryptosporidium* may cause cryptosporidiosis, an abdominal infection. Symptoms of infection include nausea, diarrhea, and abdominal cramps. Most healthy individuals can overcome the disease within a few weeks. However, immuno-compromised people, infants and small children, and the elderly are at greater risk of developing life threatening illness. We encourage immuno-compromised individuals to consult their doctor regarding appropriate precautions to take to avoid infection. *Cryptosporidium* must be ingested to cause disease, and it may be spread through means other than drinking water.

WATER QUALITY ANALYSIS DATA

Giardia

The Aqueduct monitored for *Giardia* in the source water (Potomac River) by collecting raw water samples from the Little Falls and Great Falls intakes every month in 2017. *Giardia* cysts were detected in 10 of 12 samples collected at the Little Falls intake and 7 of 12 samples collected at Great Falls intake during 2017 with concentrations ranging from non-detect to 1.02 cysts per liter and non-detect to 0.837 cysts per liter, respectively. *Giardia* is effectively removed through the treatment process.

Lead

DC Water remains strongly committed to working with the Washington Aqueduct to minimize lead release from pipes throughout the District by controlling corrosion, monitoring for lead at the tap, replacing lead service pipes, and helping customers identify and remove lead sources on their property. If present, elevated levels of lead can cause serious health problems, especially for pregnant women and young children. Drinking water is essentially lead-free when it leaves the treatment plant. Lead in drinking water is primarily from materials and components associated with service lines and home plumbing. When water sits in pipes and home plumbing containing lead, especially service lines, lead can leach into the water. A service line connects the water main in the street to your household plumbing and is owned by the property owner.

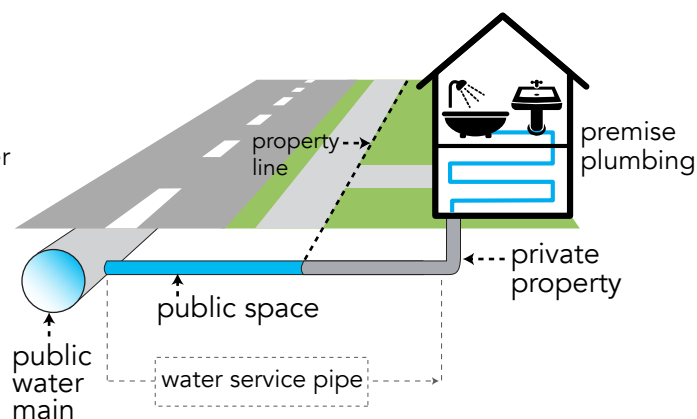
Cryptosporidium

The Aqueduct also monitored for *Cryptosporidium* oocyst in the source water (Potomac River) by collecting raw water samples from the Little Falls and Great Falls intakes every month in 2017. *Cryptosporidium* oocysts were detected in 3 of 12 samples collected at the Little Falls intake and 3 of 12 samples collected at the Great Falls intakes with concentrations ranging from non-detect to 0.195 oocysts per liter and non-detect to 0.279 oocysts per liter, respectively.

Cryptosporidium is a microbial pathogen found in surface water throughout the U.S. Although filtration removes *Cryptosporidium*, the most commonly-used filtration methods cannot guarantee 100 percent removal. Our monitoring indicates the presence of these microorganisms in the Potomac River. Current test methods do not allow us to determine if the microorganisms are dead or

WATER QUALITY ANALYSIS DATA continued

UNDERSTANDING YOUR WATER SERVICE PIPE



Residents own the service pipe that connects the water main to the home. DC Water is responsible for maintaining the portion of the pipe in public space.

WATER QUALITY ANALYSIS DATA continued

The Washington Aqueduct and DC Water are responsible for providing high quality drinking water but cannot control the variety of materials used in plumbing components. When your water has been sitting for several hours, you can minimize the potential for lead exposure by flushing your tap for at least two minutes before using water for drinking or cooking. If you are concerned about lead in your water, you may wish to have your water tested.

DC Water strongly encourages residents to identify and remove any lead pipes or plumbing materials containing lead serving their home.

If you have pipes or plumbing fixtures that contain lead, or if you don't know their material type, you should take steps to minimize potential lead exposure until all sources of lead have been removed.

- Flush your pipes before using any tap water for drinking or cooking. Run cold water until the temperature changes and then allow it to run for an additional two minutes.
- Use only cold water for drinking and cooking.
- Filter your water if there are known or suspected lead sources.
- Remove and clean faucet aerators every 3 months.
- Request a free lead test kit from DC Water by contacting the Drinking Water Division at (202) 612-3440 or email leadtest@dcwater.com.

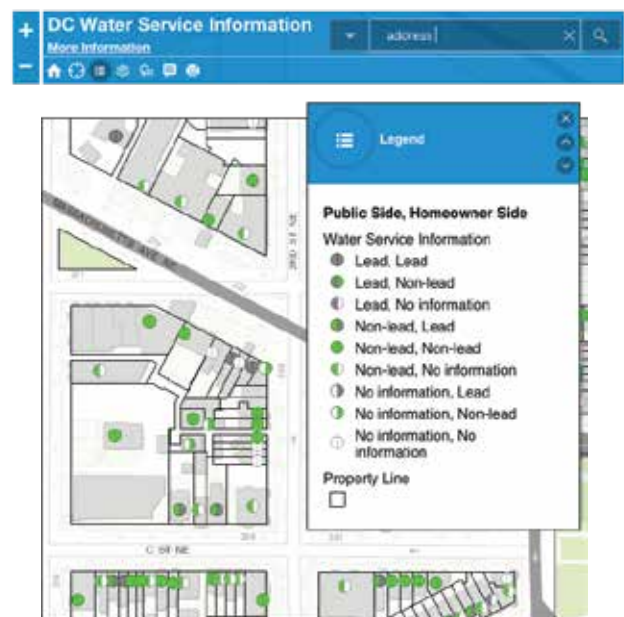
If present, elevated levels of lead can cause serious health problems, especially for pregnant women and young children. If you are pregnant, nursing or have children under age six, DC Water recommends that you filter your water before drinking and cooking until all sources of lead have been removed. This includes water used for making infant formula, beverages, and ice. Ensure the filter is certified to meet NSF Standard 53 for lead removal by looking on the package or calling the manufacturer.

Information on lead in drinking water, testing methods, and steps you can take to minimize exposure is also available from the EPA's Safe Drinking Water Hotline (800-426-4791), epa.gov/safewater/lead and dcwater.com/lead

Service Line Map

Use our map to check for lead service lines on your property.

Lead service lines were predominately installed prior to the mid-1950s in the District of Columbia, but there are records of lead service lines being installed as late as 1977. You can use our service line map to see the information DC Water has about your service line at dcwater.com/servicemap.



Download or Request Brochures

(in English and Spanish): dcwater.com/lead-brochures

- Tips to Reduce Lead
- Identifying Household Plumbing Material
- Ensuring Water Quality in Commercial Buildings
- Ensuring Water Quality in Daycares
- DC Water Filter Guide



District of Columbia Drinking Water Analysis Data for 2017

The following tables show the levels of detected regulated and unregulated water quality parameters in the source or finished water for the District of Columbia.

The water quality test results indicate that your drinking water complied with all of the EPA's drinking water standards in 2017.

For testing results from previous years, please visit dcwater.com/testresults.

As you review the test results in the following section, you may find terms and abbreviations with which you are not familiar. Below is a reference guide to help you better understand the terms and abbreviations used in this report.

ABBREVIATIONS AND DEFINITIONS

AL (Action Level):

Action Level. The concentration of a contaminant which, if exceeded, triggers a treatment or other requirement that a water system must follow. Other requirements may include additional testing, public notification or capital improvements. The AL is not equivalent to a maximum contaminant level or MCL (see definition below).

CaCO₃:

Calcium carbonate.

HAA5 (Haloacetic Acids (5)):

The five haloacetic acid species required to be monitored by EPA.

MRDL (Maximum Residual Disinfectant Level):

The highest level of a disinfectant that is allowed in drinking water. There is convincing evidence that addition of a disinfectant is necessary for control of microbial contaminants.

MRDLG (Maximum Residual Disinfectant Level Goal):

The level of a drinking water disinfectant below which there is no known or expected risk to health. MDRLGs do not reflect the benefits of the use of disinfectants to control microbial contaminants.

MCLG (Maximum Contaminant Level Goal):

The level of a contaminant in drinking water below which there is no known or expected risk to health. MCLGs allow for a margin of safety.

MCL (Maximum Contaminant Level):

The highest level of a contaminant that is allowed in drinking water. MCLs are set as close to the MCLGs as feasible using the best available treatment technology.

NA:

Not applicable.

ND:

Non-Detectable.

NH₃-N:

Measurement of ammonia in the form of nitrogen.

NO₂-N:

Measurement of nitrite in the form of nitrogen.

NTU (Nephelometric Turbidity Units):

Turbidity is measured with an instrument called a nephelometer, which measures the intensity of light scattered by suspended matter in the water. Measurements are given in nephelometric turbidity units (NTUs).

pCi/L (picocuries per liter):

Measure of radioactivity.

PO₄:

Phosphate

ppm:

parts per million.

ppb:

parts per billion.

ppt:

parts per trillion.

SMCL (Secondary Maximum Contaminant Limit):

Established only as a guideline to assist public water systems in managing their drinking water for aesthetic considerations, such as taste, color and odor.

TT (Treatment Technique):

A required process intended to reduce the level of a contaminant in drinking water.

TTHMs (Total Trihalomethanes):

The four trihalomethane species required to be monitored by EPA.

Turbidity:

A measure of the cloudiness of water. We measure turbidity because it is a good indicator of the effectiveness of the water treatment system. Turbidity in excess of 5 NTU is just noticeable to the average person.



REGULATED CONTAMINANTS

WASHINGTON AQUEDUCT WATER TREATMENT PLANT PERFORMANCE					
	Units	EPA Limits		DC Drinking Water	Description / Typical Sources of Contaminants
		MCLG	MCL or TT		
Turbidity	NTU	NA	TT = 1 (maximum)	(maximum hourly) 0.08	Turbidity is often caused by soil runoff
	% of monthly turbidity readings ≤ 0.3 NTU	NA	TT = 95% (minimum)	100%	
Total Organic Carbon (TOC)	removal ratio	NA	TT = > 1 (annual average)	1.27 (lowest annual average) Annual average must be greater than 1.00 to be in compliance	Naturally present in the environment

WATER ENTERING DC WATER'S DISTRIBUTION SYSTEM						
	Units	EPA Limits		DC Drinking Water		Description / Typical Sources of Contaminants
		MCLG	MCL	Highest	Range	
Inorganic Metals						
Arsenic	ppb	0	10	0.4	ND to 0.4	Erosion of natural deposits; Runoff from orchards
Barium	ppm	2	2	0.04	0.03 to 0.04	Erosion of natural deposits
Inorganic Anions						
Fluoride	ppm	4.0	4.0	0.8	0.4 to 0.8	Water additive which promotes strong teeth
Nitrate as Nitrogen	ppm	10	10	2	0.6 to 2	Runoff from fertilizer use; Erosion of natural deposits
Nitrite as Nitrogen	ppm	1	1	0.01	ND to 0.01	Runoff from fertilizer use; Erosion of natural deposits
Synthetic Organic Contaminants						
Atrazine	ppb	3	3	0.2	ND to 0.2	Herbicide runoff
Volatile Organic Contaminants						
None detected other than THMs						
Radionuclides¹						
Combined Radium-226/228	pCi/L	0	5	2	ND to 2	Erosion of natural deposits
Gross Beta Particle	pCi/L	0	50	3	ND to 3	Decay of natural and manmade deposits

REGULATED CONTAMINANTS continued

¹ Triennial radionuclide monitoring was performed in 2017. The measurement of gross beta particles was below the minimum reporting level and therefore uncertain due to interferences such as naturally occurring potassium isotopes.



REGULATED CONTAMINANTS *continued*

DC WATER'S DISTRIBUTION SYSTEM							
	Units	EPA Limits		DC Drinking Water		Violation	Description / Typical Sources of Contaminants
		MCLG	MCL	Highest	Range		
DISINFECTANTS AND DISINFECTION BYPRODUCTS							
Chlorine	ppm	4 (MRDLG) (annual average)	4 (MRDL) (annual average)	3.1 (Highest running annual average)	0.2 to 4.3 (Range of single site results)	no	Water additive used to control microbes; Chlorine is combined with ammonia to form chloramine.
Total Trihalomethanes	ppb	NA	80 (4-quarter locational running average)	49 (Highest locational running annual average)	20 to 82 (Range of single site results)	no	By-product of drinking water disinfection.
Haloacetic Acids (5)	ppb	NA	60 (4-quarter locational running average)	31 (Highest location running annual average)	8 to 49 (Range of single site results)	no	By-product of drinking water disinfection.

LEAD AND COPPER (AT THE CUSTOMER'S TAP)							
	Units	EPA Limits		DC Drinking Water		Violation	Description / Typical Sources of Contaminants
		MCLG	Action Level	Samples above AL	90th Percentile		
Lead							
January-June Monitoring Period	ppb	0	15	2 of 121	3	no	Corrosion of household plumbing systems; erosion of natural deposits
July-December Monitoring Period	ppb	0	15	3 of 108	3		
Copper							
January-June Monitoring Period	ppm	1.3	1.3	0 of 121	0.092	no	Corrosion of household plumbing systems; erosion of natural deposits
July-December Monitoring Period	ppm	1.3	1.3	0 of 108	0.094		



CONTAMINANTS WITHOUT PRIMARY MCLS OR TREATMENT TECHNIQUES

WATER ENTERING DC WATER'S DISTRIBUTION SYSTEM			
Parameter	Units	Average	Range
Aluminum	ppb	38	15 to 80
Bromide	ppm	ND	ND to 0.04
Caffeine	ppb	ND	ND to 0.8
Calcium	ppm	39	26 to 52
Chloride	ppm	34	18 to 62
Copper at Point of Entry ²	ppb	3	0.8 to 9
Lithium	ppb	2	1 to 3
Magnesium	ppm	7	3 to 12
Manganese	ppb	0.5	ND to 1
Metolachlor	ppb	ND	ND to 0.08
Molybdenum	ppb	0.7	0.4 to 1
N-Nitroso-dibutylamine (NDBA)	ppt	ND	ND to 2.7
Nickel	ppb	1	0.6 to 1
Orthophosphate (as PO ₄)	ppm	2.4	1.9 to 2.8
Perchlorate	ppb	0.4	0.2 to 0.6
Sodium	ppm	22	15 to 40
Strontium	ppb	172	114 to 254
Sulfate	ppm	49	36 to 71
THAA (HAA5) at Point of Entry ³	ppb	28	14 to 44
Total Ammonia	ppm	0.7	0.02 to 0.9
Total Hardness	ppm	128	84 to 176
Total Hardness	grains/gal	7	5 to 10
TTHM at Point of Entry ³	ppb	40	16 to 87
Zinc	ppb	2	ND to 27

OTHER WATER QUALITY PARAMETERS

DC WATER'S DISTRIBUTION SYSTEM & TAP MONITORING RESULTS			
Alkalinity	ppm	61	44 to 82
Aluminum Total mg/L	ppm	0.005	0 to 0.043
Ammonia-Free NH ₃ -N	ppm as NH ₃ -N	0.16	0.05 to 0.33
Calcium Hardness mg/L as CaCO ₃	ppm as CaCO ₃	97	68 to 113
Grains per gallon	Grains per gallon as CaCO ₃	5.7	4.0 to 6.6
Dissolved Orthophosphate mg/L	ppm	2.47	2.1 to 3.26
Iron Total Inside mg/L	ppm	0.04	0 to 0.4
Nitrite mg/L	ppm as NO ₂ -N	0.02	0 to 0.132
pH	--	7.63	7.5 to 7.78
Temperature F	Degrees Fahrenheit	66	42 to 91
Total Dissolved Solids	ppm	190	15.7 to 263

² Results represent levels entering DC Water's distribution system and are distinct from lead and copper compliance monitoring conducted in single-family residential homes.

³ Monitoring for these parameters is not required at entry points, but is required in the distribution system

drink tap 
dcwater.com/tap

TapIt
Metro D.C.

TapIt Metro D.C. is a network of businesses in the metro region that provide free tap water to refill a reusable bottle.

Download the free **TapIt Metro D.C.** app to find locations or visit freetapwater.org for a list of partners.



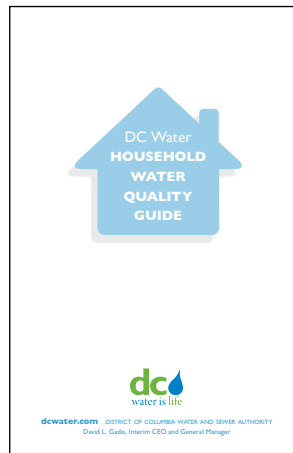
Follow [@tapitmetrodc](https://twitter.com/tapitmetrodc) for program updates and more information



FOR WATER QUALITY TIPS, DOWNLOAD

DC Water's
**HOUSEHOLD
WATER
QUALITY
GUIDE**

(in English and Spanish)



[dcwater.com/
lead-brochures](http://dcwater.com/lead-brochures)

or call
(202) 787-2200
to request a
mailed copy.



GET INVOLVED

The DC Water Board of Directors conducts regularly scheduled board meetings that are open to the public, generally on the first Thursday of each month, except August, at 9:30 a.m. at the Blue Plains Advanced Wastewater Treatment Plant, 5000 Overlook Avenue, SW, Washington, DC 20032. Please visit dcwater.com or contact the Office of the Board Secretary at (202) 787-2330 to confirm a meeting time and location.