



**Financial
Section**

This page intentionally left blank

THOMPSON, COBB, BAZILIO & ASSOCIATES, PC
Certified Public Accountants and Management, Systems, and Financial Consultants

■ Main Office:
1101 15th Street, N.W.
Suite 400
Washington, DC 20005
(202) 737-3300
(202) 737-2684 Fax

□ Regional Office:
Two Penn Center
Suite 200
Philadelphia, PA 19102
(215) 854-6300
(215) 569-0216 Fax

□ Regional Office:
21250 Hawthorne Boulevard
Suite 150
Torrance, CA 90503
(310) 792-4640
(310) 792-4140 Fax

Independent Auditor's Report

Board of Directors
District of Columbia Water and Sewer Authority:

We have audited the accompanying statements of net assets of the District of Columbia Water and Sewer Authority (the Authority), a component unit of the District of Columbia, as of September 30, 2010 and 2009, and the related statements of revenues, expenses and change in net assets and cash flows for the years then ended. These financial statements are the responsibility of the Authority's management. Our responsibility is to express an opinion on these financial statements based on our audits.

We conducted our audits in accordance with auditing standards generally accepted in the United States of America. Those standards require that we plan and perform the audits to obtain reasonable assurance about whether the financial statements are free of material misstatement. An audit includes examining, on a test basis, evidence supporting the amounts and disclosures in the financial statements. An audit also includes assessing the accounting principles used and significant estimates made by management, as well as evaluating the overall financial statement presentation. We believe that our audits provide a reasonable basis for our opinion.

In our opinion, the financial statements referred to above present fairly, in all material respects, the financial position of the Authority as of September 30, 2010 and 2009, and the changes in its financial position and cash flows for the years then ended in conformity with accounting principles generally accepted in the United States of America.

The Management's Discussion and Analysis on pages thirty-seven through forty-seven is not a required part of the basic financial statements but is supplementary information required by accounting principles generally accepted in the United States of America. We have applied certain limited procedures, which consisted principally of inquiries of management regarding the methods of measurement and presentation of the supplementary information. However, we did not audit the information and express no opinion on it.

Washington, DC
December 15, 2010

Thompson, Cobb, Bazilio & Associates, PC

This page intentionally left blank

DISTRICT OF COLUMBIA WATER AND SEWER AUTHORITY

Management's Discussion and Analysis

This section of the District of Columbia Water and Sewer Authority's (DC Water or the Authority) annual financial report presents the analysis of the Authority's financial performance during the fiscal year that ended on September 30, 2010. The Management's Discussion and Analysis (MD&A) should be read in conjunction with the Authority's basic financial statements, beginning on page 49.

HIGHLIGHTS

Financial Highlights

- The Authority's net assets increased by \$8.2 million to \$1.0 billion, or 0.8 percent, as a result of fiscal year 2010 operations and capital contributions (see "Analysis of Net Assets" on page 39).
- Operating expenses increased by \$15.3 million to \$308.7 million, or 5.2 percent due to increases in: personnel services, contractual services, water purchases and depreciation and amortization expense (see "Expenses" on pages 43 and 44).
- Operating revenues increased by \$31.4 million to \$363.7 million or 9.4 percent primarily due to increased revenues from residential and commercial customers, federal government and wholesale wastewater charges.
- Current assets decreased by \$64.1 million to \$247.4 million, or 20.6 percent, primarily due to decrease in investment balances and decrease in receivables from the federal government and other jurisdictions.
- Restricted assets decreased by \$120.5 million to \$156.8 million, or 43.5 percent, primarily due to planned draw downs on the 2009 construction fund account during the year.
- Net utility plant (capital assets) increased by \$196.5 million to \$2.8 billion, or 7.6 percent due to a planned increase in capital expenditures in line with the Authority's approved \$3.8 billion 10-year capital improvement program.
- The Authority's long-term debt, including current maturities, decreased by \$14.1 million to \$1.253 billion, or 1.1 percent, primarily due to principal payments of \$13.1 million on the series 1998 bonds and the general obligation bonds.

Authority Highlights

Commercial Paper Program – In June 2010, the Authority closed on its \$225 million Commercial Paper (CP) Program. The program consists of three series - Series A \$100 million tax-exempt, Series B \$50 million tax-exempt and Series C \$75 million taxable for purposes of interim financing designed to provide flexibility between longer term bond issuance cycles. Under this program, the Authority issues fixed rate, short-term (no greater than 270 days) notes to provide liquidity and credit support for the notes. The Authority has entered into an irrevocable letter of credit (LOC) with J. P. Morgan Chase Bank for Series A and B, and with U.S. Bank for Series C.

Bond Rating Upgrade – In October 2010, Fitch Ratings and Standard & Poor's Corporation reaffirmed the Authority's AA senior bond rating and Moody's Investors Service reaffirmed the Authority's Aa2 senior bond rating. This rating reaffirms the Authority's record of sound financial performance and serves to reduce the cost of future borrowings, resulting in lower customer bills.

Rate Increase – Effective October 1, 2009, DC Water implemented a retail water and sewer rate increase of 9.0 percent. Effective October 1, 2010, the Board approved an increase of the Authority's retail water and sewer rates by 12.5 percent. These increases were in line with the Board's rate setting policy which strives to set rates so that each customer will be charged for those costs necessary to provide each service, and rate increases will be predictable and gradual.

In April 2009, the Authority launched an impervious area charge (IAC) billing program to more equitably recover the \$2.6 billion cost associated with the federally mandated Combined Sewer Overflow (CSO) Long

DISTRICT OF COLUMBIA WATER AND SEWER AUTHORITY

Management's Discussion and Analysis

Term Control Plan. The Authority unbundled its retail sewer rate structure and implemented a separate charge to distribute the cost of maintaining storm sewers and protecting area waterways. In fiscal year 2010, the Authority modified the program through the introduction of a six tier impervious area charge residential rate structure designed to more equitably distribute the cost recovery needed for the CSO Long Term Control Plan. It is expected that over 90 percent of the Authority's customers will have no increase or a lower IAC under the new structure.

Accounts Receivable – In fiscal year 2010, "Retail Accounts Receivable over 90 Days" continued on its excellent low trend to \$5.1 million, \$0.2 million above the all time low level of \$4.9 million achieved at September 30, 2009. Continued focus on improvements in the customer billing system and several customer service and collections initiatives have directly contributed to this result.

Rate Stabilization Fund – The Authority decreased its rate stabilization fund to \$16.7 million at the end of fiscal year 2010, with a drawdown of approximately \$11.9 million during fiscal year 2010. The Board's rate setting policy and the Authority's indenture allow for contributions to this account annually as cash reserves and debt service coverage permit. The balance in this account will be used in future years to smooth out peak rate increases at the Authority's discretion. The Rate Stabilization Fund is in addition to the Board-required six-month operating and maintenance reserve.

USING THIS ANNUAL REPORT

This annual report consists of three sections: Management's Discussion and Analysis; the Financial Statements; and Notes to the Financial Statements that explain in more detail some of the information in the Financial Statements.

Required Financial Statements

- The Statement of Net Assets is the first required statement; it includes the Authority's assets and liabilities and provides information about the nature and amounts of investments in resources (assets) and nature and extent of obligations (liabilities) with the difference between them being reported as net assets. It also provides the basis for computing the rates of return, evaluating the capital structure of the Authority, and assessing the liquidity and financial flexibility of the Authority.
- The Statement of Revenues, Expenses, and Change in Net Assets is the second required financial statement which demonstrates the changes in net assets from one fiscal period to another by accounting for revenues and expenditures and measuring the financial results of operations. This statement measures the profitability (i.e. change in net assets) of the Authority's operations over the past year and can be used to determine whether the Authority has successfully recovered all of its costs through its user fees and other charges.
- The final required financial statement is the Statement of Cash Flows. The primary purpose of this statement is to provide information about the Authority's cash receipts, cash payments, and net changes in cash and cash equivalents resulting from operations, investing, and capital and non-capital financing activities. It also provides information regarding sources of cash, uses of cash, and changes in cash balances during the reporting period.
- Notes to the audited financial statements contain information essential to understanding them, such as the Authority's significant accounting policies and information about certain financial statement account balances.

DISTRICT OF COLUMBIA WATER AND SEWER AUTHORITY

Management's Discussion and Analysis

FINANCIAL ANALYSIS OF THE AUTHORITY AS A WHOLE

The Statement of Net Assets and the Statement of Revenues, Expenses and Change in Net Assets report information about the Authority's financial condition. The Authority's net assets, i.e., the difference between assets and liabilities, are a measure of financial health or financial position. Over time, increases or decreases in the Authority's net assets are one indicator of whether its financial health is improving or deteriorating. However, other non-financial factors such as changes in economic conditions, population growth, and new or changed legislation also need to be considered in assessing the Authority's financial condition.

Table 1
Condensed Statements of Net Assets
(\$ in 000's)

	<u>FY 2010</u>	<u>FY 2009</u>	<u>FY 2008</u>
Utility plant, net	\$ 2,777,125	\$ 2,580,669	\$ 2,378,784
Current and other assets	<u>635,874</u>	<u>787,900</u>	<u>630,033</u>
Total assets	<u>3,412,999</u>	<u>3,368,569</u>	<u>3,008,817</u>
Current liabilities	215,377	209,959	201,036
Long-term debt outstanding	1,234,726	1,252,778	968,522
Long-term liabilities	<u>935,421</u>	<u>886,574</u>	<u>818,512</u>
Total liabilities	<u>2,385,524</u>	<u>2,349,311</u>	<u>1,988,070</u>
Net assets			
Invested in utility plant, net of debt	880,934	806,276	764,291
Restricted	44,333	44,710	42,321
Unrestricted	<u>102,208</u>	<u>168,272</u>	<u>214,135</u>
Total net assets	<u>\$ 1,027,475</u>	<u>\$ 1,019,258</u>	<u>\$ 1,020,747</u>

Analysis of Net Assets

The Authority's total assets exceeded liabilities by \$1.0 billion at the close of fiscal year 2010. The Authority's net assets include its investment of \$880.9 million in utility plant (e.g., infrastructure, buildings, equipment and fleet); less any related outstanding debt used to acquire those assets. The Authority uses these capital assets to provide services to its customers. Although the Authority's investment in its utility plant is reported net of related debt, it should be noted that the resources needed to repay this debt must be provided from other sources, since the capital assets themselves cannot be liquidated for these liabilities. An additional portion of the Authority's net assets, \$44.3 million, represents resources that are subject to external restrictions (primarily related to the Authority's bond indentures) on how they may be used. The remaining balance of \$102.2 million is unrestricted.

DISTRICT OF COLUMBIA WATER AND SEWER AUTHORITY

Management's Discussion and Analysis

Table 2
Statements of Revenues,
Expenses, and Change in Net Assets
(\$ in 000's)

	FY 2010	FY 2009	FY 2008
Revenues			
Operating revenues:			
Residential, commercial and multi-family customers	\$ 209,796	\$ 191,543	\$ 183,553
Federal government	37,845	35,195	35,888
District government and D.C. Housing Authority	21,947	16,804	16,193
Charges for wholesale wastewater treatment	87,505	85,519	82,854
Other	6,655	3,337	3,846
	<u>363,748</u>	<u>332,398</u>	<u>322,334</u>
Non-operating revenues:			
Interest income	1,561	2,285	13,573
Total revenues	<u>365,309</u>	<u>334,683</u>	<u>335,907</u>
Expenses			
Operating expenses:			
Personnel services	88,210	82,248	75,838
Contractual services	66,747	61,277	55,127
Chemicals, supplies and small equipment	29,003	29,074	28,816
Utilities and rent	29,929	32,813	37,843
Depreciation and amortization	64,425	59,291	54,418
Water purchases	27,587	25,371	25,746
Other	2,750	3,236	3,603
Total operating expenses	<u>308,651</u>	<u>293,310</u>	<u>281,391</u>
Non-operating expenses			
Interest expense and fiscal charges	58,370	51,431	39,342
Payment in lieu of taxes and right of way fee	20,474	19,183	17,525
Total non-operating expenses	<u>78,844</u>	<u>70,614</u>	<u>56,867</u>
Total expenses	<u>387,495</u>	<u>363,924</u>	<u>338,258</u>
Income before Federal grants and contributions	(22,186)	(29,241)	(2,351)
Federal grants and contributions	<u>30,403</u>	<u>27,752</u>	<u>42,208</u>
Change in net assets	8,217	(1,489)	39,857
Net assets, beginning of year	<u>1,019,258</u>	<u>1,020,747</u>	<u>980,890</u>
Net assets, end of year	<u>\$ 1,027,475</u>	<u>\$ 1,019,258</u>	<u>\$ 1,020,747</u>

DISTRICT OF COLUMBIA WATER AND SEWER AUTHORITY

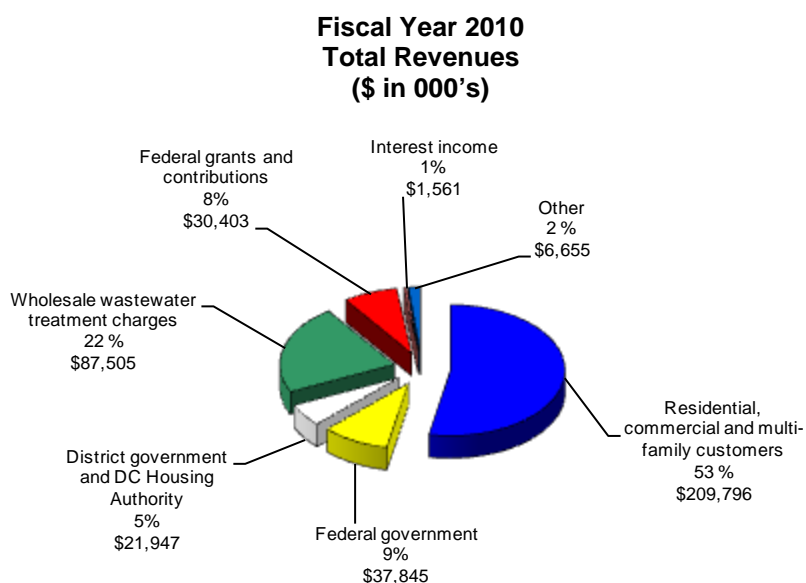
Management's Discussion and Analysis

Analysis of Change in Net Assets

The Authority's financial performance remained stable in fiscal year 2010 with net assets exceeding \$1.0 billion, an increase of \$8.2 million over fiscal year 2009, including Federal grants and contributions. Excluding non-operating revenues (expenses) and Federal grants and contributions, which can vary significantly from year to year based on capital spending and other factors, operating income was \$55.1 million, an increase of \$16.0 million compared to fiscal year 2009 (see Statements of Revenues, Expenses and Change in Net Assets on page 50).

Total Revenues

Total revenues (including federal grants and interest income) were \$395.7 million in fiscal year 2010, an increase of \$33.3 million, or 9.2 percent over fiscal year 2009. This is primarily due to increases of \$18.3 million from retail customers, \$5.1 million from the district government, \$3.3 million from other revenue sources, \$5.3 million from the federal government and \$2.0 from wholesale wastewater charges. These increases were offset by a decrease of \$0.7 million in interest income.



A detailed analysis of operating and non-operating revenue variances follows:

- Water and wastewater user charges from residential, commercial and multi-family customers increased by \$18.3 million to \$209.8 million, or 9.5 percent over fiscal year 2009, primarily due to a rate increase in fiscal year 2010.
- Water and wastewater user charges from Federal government customers were \$37.8 million in fiscal year 2010, an increase of \$2.7 million or 7.5 percent, primarily due to a 9.0 percent rate increase in fiscal year 2010 offset by a 393 thousand Ccf consumption reduction during the year.
- Water and wastewater user charges from the District government and District of Columbia Housing Authority were \$21.9, an increase of \$5.1 million, or 30.6 percent primarily due to a \$4.3 million increase of fire protection service fees in fiscal year 2010.

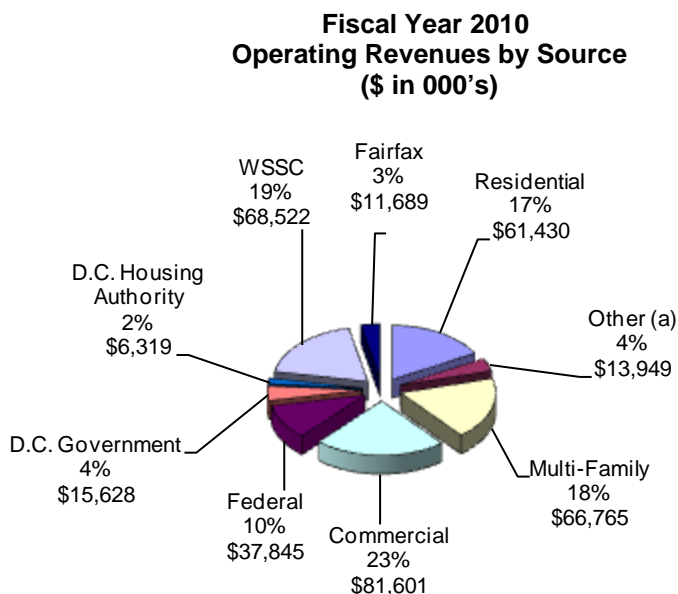
DISTRICT OF COLUMBIA WATER AND SEWER AUTHORITY

Management's Discussion and Analysis

- Wholesale wastewater treatment charges were \$87.5 million, an increase of \$2.0 million, or 2.3 percent over last year, primarily due to increased revenues from IMA participants. According to the Blue Plains Intermunicipal Agreement (IMA) (see Note 1), wholesale customers pay a share of both the operating and capital costs of the plant. The payments for capital costs are amortized and recognized as income over the depreciable life of assets purchased (i.e., 60 years).
- Interest income, a non-operating revenue item was \$1.6 million, a decrease of \$0.7 million, or 31.7 percent compared to last year, primarily due to decreases in average interest rates.
- Federal grant contributions were \$30.4 million, an increase of \$2.7 million, or 9.6 percent compared to last year, primarily due to increased capital construction spending in fiscal year 2010 on grant-eligible combined sewer overflow projects.

Diversity and Stability of Operating Revenues

The Authority's operating revenue base is very diverse, including established customers such as the Federal government, the District government, surrounding jurisdictions in Maryland and Virginia, and commercial and residential customers within the District. As shown on the chart below, no one category accounts for more than 23 percent of total revenues.



(a) Other revenues include \$5.4 million from Loudoun County, \$1.6 million for special billing projects and \$1.9 from Potomac interceptor billings.

A description of each revenue source as well as a discussion of recent trends in each category follows:

- Revenues from commercial and multi-family customers in the District comprise approximately 41.0 percent of the Authority's total operating revenues. Commercial revenues are reliable due to the presence of many national associations, government consulting firms, and colleges and universities in the District. The commercial customer category also includes multi-family dwellings.
- The Authority provides wastewater conveyance and treatment services to Montgomery and Prince George's Counties in Maryland through the Washington Suburban Sanitary Commission (WSSC) and Fairfax and Loudoun Counties in Northern Virginia. Operating revenues from WSSC and Fairfax

DISTRICT OF COLUMBIA WATER AND SEWER AUTHORITY

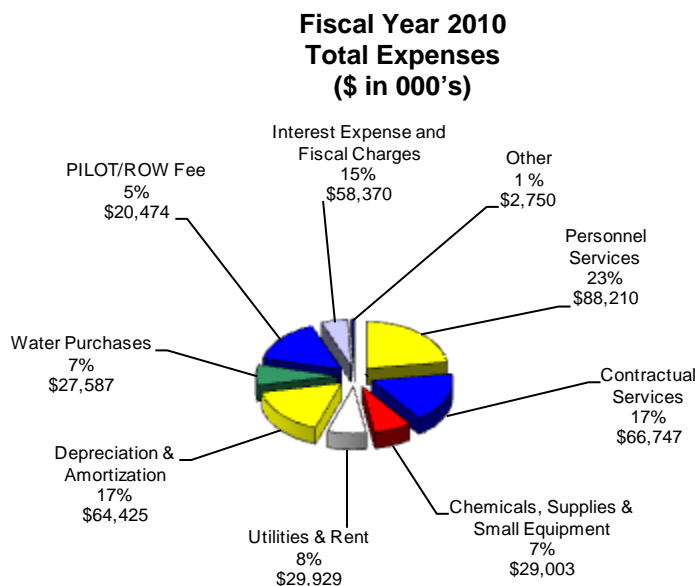
Management's Discussion and Analysis

County account for 22.0 percent of the Authority's revenues and are based primarily on their share of operating costs at Blue Plains. Loudoun County and Potomac Interceptor customers account for an additional 2.0 percent of the Authority's revenues and are included in other revenues. Operating costs are allocated to each user based on its sewer flows and purchased capacity at Blue Plains.

- Residential customers in the District account for 17.0 percent of total revenues.
- Payments from the Federal government comprise 10.0 percent of the Authority's total operating revenues and include customers such as the U.S. Congress, the Smithsonian Institution, and a range of federal departments and agencies.
- Revenues from the Government of the District of Columbia and the District of Columbia Housing Authority make up 6.0 percent of total operating revenues.

Expenses

Operating expenses increased by \$15.3 million, or 5.2 percent, primarily due to a \$6.0 million increase in personnel services; a \$5.5 million increase in contractual services; a \$5.1 million increase in depreciation expense and a \$2.2 million increase in water purchases. These increases were offset by a decrease of \$2.9 million in utilities and rent.



A detailed analysis of the operating expenses follows:

- Personnel services were \$88.2 million, an increase of \$6.0 million, or 7.3 percent over last year, primarily due to increases in wages in addition to health and retirement benefit costs.
- Contractual services were \$66.7 million, an increase of \$5.5 million, or 8.9 percent over last year, primarily due to increased biosolids hauling and disposal services during the year and Authority wide energy audit to identify potential areas for cost savings.

DISTRICT OF COLUMBIA WATER AND SEWER AUTHORITY

Management's Discussion and Analysis

- Utilities and rent expenses were \$29.9 million, a decrease of \$2.9 million, or 8.8 percent over last year, primarily due to a 5% reduction in energy consumption from 279 million kilowatts in fiscal year 2009 compared to 266 million kilowatts during fiscal year 2010 coupled with lower unit prices.
- Depreciation and amortization expenses were \$64.4 million, an increase of \$5.1 million, or 8.7 percent over last year, in line with the increase in capital assets due to the capital improvement program.
- Water purchases were \$27.6 million, an increase of \$2.2 million, or 8.7 percent over last year, primarily due to increase in billing rate of \$142 per mega galleon in fiscal year 2010, offset by a 454,571 ccf decrease in consumption.
- Interest expense and fiscal charges were \$58.4 million, an increase of \$6.9 million, or 13.5 percent over last year, primarily due to a full year of interest expense on the 2009 revenue bonds.

UTILITY PLANT AND DEBT ADMINISTRATION

Utility Plant

At the end of fiscal year 2010, the Authority had \$2.8 billion invested in a broad range of capital assets (utility plant), including its wastewater collection, wastewater treatment and water distribution systems. This amount represents a net increase of nearly \$196.5 million, or 7.6 percent over last year due to continued capital spending in accordance with the capital improvement program.

Table 3 summarizes the Authority's utility plant, net of accumulated depreciation, at September 30, 2010, 2009 and 2008. The changes are presented in detail in Note 4 to the financial statements.

**Table 3 – Utility Plant
Net of Accumulated Depreciation
(\$ in 000's)**

	<u>FY 2010</u>	<u>FY 2009</u>	<u>FY 2008</u>
Wastewater treatment plant	\$ 1,822,320	\$ 1,604,064	\$ 1,572,421
Wastewater collection facilities	598,404	551,694	439,572
Water distribution system	800,861	744,842	650,269
Capital equipment	144,307	138,207	126,919
Construction in progress	327,738	400,826	394,332
Less accumulated depreciation	(916,505)	(858,964)	(804,729)
Net utility plant	<u>\$ 2,777,125</u>	<u>\$ 2,580,669</u>	<u>\$ 2,378,784</u>

DISTRICT OF COLUMBIA WATER AND SEWER AUTHORITY

Management's Discussion and Analysis

Debt Administration

At the end of fiscal year 2010, the Authority had a total of \$1.241 billion in debt outstanding, a decrease of \$13.8 million, or 1.1 percent, over fiscal year 2009 (see Note 10 for more information on long-term debt).

**Table 4 – Long-Term Debt Outstanding
As of September 30, 2010
(\$ in 000's)**

	INTEREST RATES	YEAR OF FINAL MATURITY	AMOUNT OUTSTANDING
SENIOR DEBT			
1998 public utility revenue bonds	5.50 - 6.00%	2028	\$ 239,270
2009 public utility revenue bonds series A	3.00 - 6.00%	2039	300,000
SUBTOTAL SENIOR DEBT			<u>539,270</u>
SUBORDINATE DEBT			
2008 public utility revenue bonds series A	4.00 - 5.00%	2034	290,000
2007 public utility revenue bonds series A	4.75 - 5.50%	2042	218,715
2003 public utility revenue bonds	5.00 - 5.25%	2033	176,220
Notes payable to the federal government for Jennings Randolph Reservoir	3.25%	2041	14,922
Notes payable to WSSC for Little Seneca Reservoir	5.98 - 6.60%	2014	142
1993 District of Columbia general obligation bonds	5.40 - 6.00%	2012	495
1994 District of Columbia general obligation bonds	5.05 - 6.50%	2011	995
TOTAL SUBORDINATE DEBT			<u>701,489</u>
TOTAL DEBT OUTSTANDING			1,240,759
CURRENT PORTION OF DEBT OUTSTANDING			<u>(17,793)</u>
DEBT OUTSTANDING, LESS CURRENT PORTION			<u>\$ 1,222,966</u>

Long-term debt outstanding as presented on the accompanying statements of net assets includes net unamortized bond premiums, discounts and issuance costs of \$11.8 million as of September 30, 2010.

In February 2009, the Authority issued senior lien public utility revenue bonds (Series 2010A) with a face value of \$300.0 million which are due in 2039. The interest rate on these securities is fixed and will have an effective average rate of 5.5% over the life of the bonds. There was \$1.4 million of original issue premium and approximately \$2.4 million for cost of issuance, bond insurance and underwriter's discount costs associated with this issuance.

In April 2008, the Authority refunded the 2004 and 2007 Series B subordinated public utility revenue bonds for \$295.0 million and \$59.0 million, respectively. Simultaneously, the Authority issued subordinated lien public utility revenue bonds (Series 2009A) with a face value of \$290.4 million which are due in 2034. The interest rate on these securities is fixed and has an effective average rate of 4.7% over the life of the bonds. There was \$11.7 million of original issue premium and approximately \$5.9 million for cost of issuance, bond insurance and underwriter's discount costs associated with this issuance. The scheduled payments of principal and interest on the Series 2009A bonds are guaranteed by a municipal bond insurance policy issued by the Assured Guaranty Program.

DISTRICT OF COLUMBIA WATER AND SEWER AUTHORITY

Management's Discussion and Analysis

In June 2007, the Authority issued \$218.7 million of tax-exempt subordinated lien public utility revenue bonds (Series 2007A bonds) and \$59.0 million of taxable subordinated lien public utility revenue bonds (Series 2007B). Gross proceeds from the Series 2007A bonds totaled \$234.9 million, including \$15.7 million of original issue premium. Approximately \$30.0 million was used to repay outstanding commercial paper, and \$2.8 million was used to pay underwriter's discount, insurance and costs of issuance. The scheduled payments of principal and interest on Series 2007A bonds are guaranteed by a municipal bond insurance policy issued by the Financial Guaranty Insurance Company (FGIC) (see below). Gross proceeds from the Series 2007B bonds totaled \$59.0 million which were refunded in fiscal year 2009.

In August 2003, the Authority issued subordinated lien public utility revenue bonds (Series 2003 Bonds). Gross proceeds from the Series 2003 Bonds totaled \$176.2 million, including \$3.4 million of original issue discount and \$2.8 million for cost of issuance. Approximately \$70.0 million was used to fund various capital projects, and \$100.0 million was used to repay outstanding commercial paper. The scheduled payments of principal and interest on the Series 2003 bonds are guaranteed by a municipal bond insurance policy issued by FGIC. During fiscal year 2009, FGIC was downgraded below investment grade. As a result, the Authority obtained a direct pay letter of credit from TD Bank N.A. to supplement the Series 2003 Subordinated Debt Service Reserve fund surety provided by FGIC.

In April 1998, the Authority issued its first series of senior lien revenue bonds in the amount of \$266.0 million (Series 1998 bonds). Gross proceeds from the Series 1998 bonds totaled \$285.2 million, including \$18.8 million of an original issue premium. Approximately \$77.2 million was used to fund new capital projects and \$181.0 million was used to repay the outstanding balances of a revolving line of credit, certain notes payable to the Federal government, and to advance refund the Authority's share of certain District of Columbia general obligation bonds.

Current Authority debt outstanding includes notes payable to the Federal government for the Washington Aqueduct and Jennings Randolph Reservoir; notes payable to the Washington Suburban Sanitary Commission for the Little Seneca Lake; and District of Columbia General Obligation bonds, in addition to outstanding revenue bonds and commercial paper.

Table 5
DC Water Bond Ratings

Moody's Investors' Service	Aa2	Stable Outlook
Standard & Poor's Corporation	AA	Stable Outlook
Fitch Ratings	AA	Stable Outlook

In November 2001, the Authority closed on its \$100 million commercial paper (CP) program. This program provides interim financing for a portion of the Authority's approved \$3.8 billion capital improvement program. Other financing sources include long-term revenue bonds, United States Environmental Protection Agency (EPA) grants, wholesale customer contributions, and pay-as-you-go financing. Under the commercial paper program, the Authority issues fixed-rate, short-term (no greater than 270 days) notes. The Authority's commercial paper program is backed by a direct pay letter of credit issued by Westdeutsche Landesbank Giroznetrale (West LB). The notes are rated based on West LB's rating; in effect the letter of credit of the bank substitutes the Authority's security with the paying ability of the bank, enhancing the appeal and marketability of the notes. There was \$29.2 million in outstanding taxable commercial paper at the end of fiscal year 2010. During fiscal year 2009, the letter of credit issued by West LB was amended to allow for the issuance of taxable commercial paper for the purpose of refunding the 2007B subordinated bonds.

DISTRICT OF COLUMBIA WATER AND SEWER AUTHORITY

Management's Discussion and Analysis

Table 6
DC Water Commercial Paper Ratings

Moody's Investors' Service	P1
Standard & Poor's Corporation	SP-1+
Fitch Ratings	F1+

RATES

Effective October 1, 2009, the Authority raised its retail water and wastewater rates by 9 percent, and the Board has approved an additional 12.5 percent rate increase that was effective October 1, 2010 (fiscal year 2011). The Authority's approved ten-year financial plan includes projected rate increases of 3.5 to 12.5 percent and also includes projected revisions to its metering and right-of-way / payment in lieu of taxes pass-through fees.

CONTACTING THE AUTHORITY'S FINANCIAL MANAGEMENT

This financial report is designed to provide our customers and creditors with a general overview of the Authority's finances and to demonstrate the Authority's accountability for the money it receives. If you have questions about this report or need additional financial information, contact the Office of the Chief Financial Officer at 5000 Overlook Avenue, S.W. Washington D.C. 20032 or call 202-787-2000. A copy of this report is also available on DC Water's web site at www.dcwater.com.

This page intentionally left blank

DISTRICT OF COLUMBIA WATER AND SEWER AUTHORITY

Statements of Net Assets

September 30, 2010 and 2009

(In thousands)

Assets	2010	2009
Current assets:		
Cash and cash equivalents (note 3)	\$ 81,069	\$ 75,123
Investments (note 3)	70,255	90,982
Customer receivables, net of allowance for doubtful accounts of \$11,975 in 2010 and \$9,936 in 2009 (note 7)	39,742	33,787
Due from Federal government (note 6)	40,077	69,857
Due from District government (note 13)	—	3,213
Due from other jurisdictions (note 8)	8,531	28,617
Inventory	7,339	9,369
Prepaid assets	371	588
Total current assets	247,384	311,536
Noncurrent assets:		
Restricted assets (note 3):		
Cash and cash equivalents	116,786	247,327
Investments	40,027	29,975
Total restricted cash equivalents and investments	156,813	277,302
Utility plant (note 4):		
In-service	3,365,892	3,038,807
Less accumulated depreciation	(916,505)	(858,964)
Net utility plant in service	2,449,387	2,179,843
Construction-in-progress	327,738	400,826
Net utility plant	2,777,125	2,580,669
Other noncurrent assets:		
Due from other jurisdictions, net of allowance for doubtful accounts of \$187 in 2010 and \$614 in 2009 (note 8)	7,990	9,800
Purchased capacity, net of accumulated amortization of \$55,591 in 2010 and \$51,198 in 2009 (note 5)	223,687	189,262
Total other noncurrent assets	231,677	199,062
Total noncurrent assets	3,165,615	3,057,033
Total assets	3,412,999	3,368,569
Liabilities		
Current liabilities:		
Accounts payable and accrued expenses	88,684	92,570
Compensation payable (note 9)	15,043	13,316
Accrued interest	32,289	32,700
Due to jurisdictions	6,500	6,160
Due to District government (note 13)	382	—
Due to Storm Water Fund (note 13)	132	64
Deferred revenue	25,354	22,103
Commercial paper notes payable (note 11)	29,200	29,200
Current maturities of long-term debt (note 10)	17,793	13,846
Total current liabilities	215,377	209,959
Noncurrent liabilities:		
Deferred revenue	852,010	806,990
Deferred revenue - combined sewer overflow	62,843	58,789
Other liabilities (note 12)	20,568	20,795
Long-term debt, excluding current maturities (note 10)	1,234,726	1,252,778
Total noncurrent liabilities	2,170,147	2,139,352
Total liabilities	2,385,524	2,349,311
Net Assets		
Invested in utility plant, net of related debt	880,934	806,276
Restricted for:		
Debt service	34,747	33,743
Capital projects	9,586	10,967
Unrestricted	102,208	168,272
Total net assets	\$ 1,027,475	\$ 1,019,258

The notes to the basic financial statements are an integral part of these financial statements.

DISTRICT OF COLUMBIA WATER AND SEWER AUTHORITY

Statements of Revenues, Expenses and Change in Net Assets

Years Ended September 30, 2010 and 2009

(In thousands)

	2010	2009
Operating revenues:		
Water and wastewater user charges:		
Residential, commercial and multi-family customers	\$ 209,796	\$ 191,543
Federal government	37,845	35,195
District government and D.C. Housing Authority (note 13)	21,947	16,804
Charges for wholesale wastewater treatment	87,505	85,519
Other	6,655	3,337
Total operating revenues	363,748	332,398
Operating expenses:		
Personnel services	88,210	82,248
Contractual services	66,747	61,277
Chemicals, supplies and small equipment	29,003	29,074
Utilities and rent	29,929	32,813
Depreciation and amortization	64,425	59,291
Water purchases	27,587	25,371
Other	2,750	3,236
Total operating expenses	308,651	293,310
Operating income	55,097	39,088
Non-operating revenues (expenses):		
Interest income	1,561	2,285
Payment in lieu of taxes and right of way fee (note 13)	(20,474)	(19,183)
Interest expense and fiscal charges	(58,370)	(51,431)
Total non-operating revenues (expenses)	(77,283)	(68,329)
Change in net assets before Federal grants and contributions	(22,186)	(29,241)
Federal grants and contributions	30,403	27,752
Change in net assets	8,217	(1,489)
Net assets, beginning of year	1,019,258	1,020,747
Net assets, ending of year	\$ 1,027,475	\$ 1,019,258

The notes to the basic financial statements are an integral part of these financial statements.

DISTRICT OF COLUMBIA WATER AND SEWER AUTHORITY

Statements of Cash Flows

Years Ended September 30, 2010 and 2009

(In thousands)

	2010	2009
Cash flows from operating activities:		
Cash received from customers	\$ 346,029	\$ 317,778
Cash paid to suppliers for goods and services	(145,876)	(150,125)
Cash paid to employees for services	(86,483)	(80,956)
Net cash provided by operating activities	113,670	86,697
Cash flows from capital and related financing activities:		
Proceeds from other jurisdictions	87,097	62,138
Repayments of bond principal and notes payable to Federal and District governments	(14,273)	(13,714)
Acquisition of utility plant and purchased capacity	(270,526)	(256,652)
Payments of interest and fiscal charges	(68,224)	(54,102)
Contributions of capital from Federal government	36,126	33,656
Proceeds from issuance of revenue bonds	—	299,034
Proceeds from issuance of commercial paper	—	50,000
Repayments of commercial paper	—	(64,800)
Net cash provided by (used in) capital and related financing activities	(229,800)	55,560
Cash flows from non-capital financing activities:		
Transfers out (payment in lieu of taxes and right of way fee)	(20,474)	(17,514)
Net cash used by non-capital financing activities	(20,474)	(17,514)
Cash flows from investing activities:		
Cash received for interest	1,330	2,518
Investment purchases	(260,421)	(320,452)
Investment maturities	271,100	338,691
Net cash provided by (used in) investing activities	12,009	20,757
Net increase (decrease) in cash and cash equivalents	(124,595)	145,500
Cash and cash equivalents (including restricted) at beginning of year	322,450	176,950
Cash and cash equivalents (including restricted) at end of year	\$ 197,855	\$ 322,450
Operating income	\$ 55,097	\$ 39,088
Adjustments to reconcile operating income to net cash provided by operating activities:		
Depreciation and amortization	64,425	59,291
Change in operating assets and liabilities:		
Decrease (increase) in customer and other receivables	275	(923)
Decrease (increase) in inventory	2,248	(1,194)
Increase in payables and accrued liabilities	8,770	5,819
Decrease in deferred revenue	(17,145)	(15,384)
Net cash provided by operating activities	\$ 113,670	\$ 86,697

The notes to the basic financial statements are an integral part of these financial statements.

this page intentionally left blank

DISTRICT OF COLUMBIA WATER AND SEWER AUTHORITY

Notes to the Financial Statements

September 30, 2010 and 2009

(In thousands)

(1) Reporting Entity

The District of Columbia Water and Sewer Enterprise Fund (the Fund) was established in 1979 and was operated by the Water and Sewer Utility Administration, a division of the Government of the District of Columbia (the District) Department of Public Works. The District of Columbia Water and Sewer Authority (DC Water or the Authority), an independent authority of the District, was created in April 1996 and began operating on October 1, 1996 under and pursuant to an act of the Council of the District entitled the "Water and Sewer Authority and Department of Public Works Reorganization Act of 1996 (as amended)", and an Act of the United States Congress entitled the "District of Columbia Water and Sewer Authority Act of 1996".

The Authority provides water and wastewater services to District residents, businesses, federal and municipal customers, and certain facilities of the Federal government in Virginia and Maryland. DC Water also operates a regional advanced wastewater treatment plant (Blue Plains) and an interceptor trunk line that carries wastewater primarily from Loudoun and Fairfax Counties and Dulles Airport to the Blue Plains wastewater treatment facility.

The Authority's wastewater service territory includes over 2.1 million people in Montgomery and Prince George's Counties in Maryland, Fairfax and Loudoun Counties in Virginia, and the District. The Blue Plains Intermunicipal Agreement (IMA) was executed in September 1985 among the District; Fairfax County, Virginia; and the Washington Suburban Sanitary Commission (WSSC), which comprises Montgomery and Prince George's Counties in Maryland (collectively referred to as the Participants). The IMA provided for the expansion of the Plant's processing capacity to 370 million gallons per day. The IMA also provided for the allocation of capital, operating, and maintenance costs among the Participants. Capital costs of the Plant are allocated among the Participants in proportion to their respective wastewater treatment capacity allocation as defined in the IMA. Operating costs are allocated based on wastewater flows from each participant.

The Loudoun County Sanitation Authority and the Potomac Interceptor Group also purchase wastewater services from the Authority. The Potomac Interceptor Group consists of the Town of Vienna, Virginia; the U.S. Park Service; the Department of the Navy; and the Metropolitan Washington Airports Authority (Dulles Airport).

The Authority purchases water from the Washington Aqueduct (the Aqueduct), which is owned by the U.S. Government and operated by the U.S. Army Corps of Engineers under the direction of the Secretary of the Army. The Aqueduct operates two water purification plants for the exclusive benefit of the Authority, Arlington County, Virginia and the City of Falls Church, Virginia. The Authority purchases approximately 75 percent of the water produced by the Aqueduct, which is reported as water purchases.

The Authority is considered a component unit of the District for financial reporting purposes primarily because the Authority is responsible for the payment of certain long-term debt issued by the District before the Authority's creation. This debt was used to finance capital improvements for the Authority's predecessor agency.

DISTRICT OF COLUMBIA WATER AND SEWER AUTHORITY

Notes to the Financial Statements

September 30, 2010 and 2009

(In thousands)

(2) Summary of Significant Accounting Policies

The financial statements of the Authority have been prepared in conformity with accounting principles generally accepted in the United States of America (GAAP) as applied to governmental units. The Governmental Accounting Standards Board (GASB) is the accepted primary standard-setting body for establishing governmental accounting and financial reporting standards. The Authority's significant accounting policies are described below.

(a) *Measurement Focus and Basis of Accounting*

The term "measurement focus" is used to denote what is being measured and reported in the Authority's financial statements. The Authority is accounted for on the "flow of economic resources" measurement focus. The flow of economic resources refers to the reporting of all the net assets available to the Authority for the purposes of providing related water and sewer services. The accounting objectives of this measurement focus are the determination of operating income, changes in net assets (or cost recovery), financial position and cash flows. All assets and liabilities (whether current or noncurrent) and associated activities are reported and equity is reported as net assets. The term "basis of accounting" is used to determine when a transaction or event is recognized in the Authority's financial statements. The Authority uses the full accrual basis of accounting, with revenues recorded when earned and expenses recorded when incurred, even though actual payment or receipt may not occur until after the period ends.

The Authority elected GASB Statement No. 20, *Accounting and Financial Reporting for Proprietary Funds and Other Governmental Entities That Use Proprietary Fund Accounting*, not to follow Financial Accounting Standards Board (FASB) pronouncements issued subsequent to November 30, 1989. Therefore, the Authority follows all GASB pronouncements; and FASB pronouncements issued on or before November 30, 1989, unless those pronouncements conflict or contradict GASB pronouncements.

As allowed by GASB 20, the Authority accounts for its regulatory assets and liabilities in accordance with FASB Accounting Standards Codification (ASC) 980-10, *Regulated Operations: Overall*, (formerly Statement of Financial Accounting Standards Board Statement No. 71, *Accounting for the Effects of Certain Types of Regulation*). In general, FASB ASC 980-10 covers the type of regulation that permits rates to be set at levels intended to recover the estimated costs of providing regulated services, including the cost of capital. There are times in which the revenues intended to cover certain costs are provided either before or after the costs have been incurred. If the costs will be recovered in the future, a regulatory asset is capitalized and reduced as the related revenues are provided. If the current recovery is for costs that will be incurred in future periods, regulatory liabilities are accrued and reduced as those costs are incurred. As of September 30, 2010 and 2009, no regulatory assets or liabilities were required to be reported in accordance with FASB ASC 980-10.

In November 2006, GASB issued Statement No. 49, *Accounting and Financial Reporting for Pollution Remediation Obligations*. This statement addresses accounting and financial reporting standards for pollution (including contamination) remediation obligations, which are obligations to address the current or potential detrimental effects of existing pollution by participating in pollution remediation activities such as site assessments and cleanups.

DISTRICT OF COLUMBIA WATER AND SEWER AUTHORITY

Notes to the Financial Statements

September 30, 2010 and 2009

(In thousands)

(2) Summary of Significant Accounting Policies (Continued)

Management of the Authority adopted GASB Statement No. 49 as of October 1, 2008 and determined that there was no impact on its financial statements for the years ended September 30, 2010 and 2009.

The Authority has adopted the provisions of GASB Statement No. 34, *Basic Financial Statements – and Management’s Discussion and Analysis – for State and Local Governments*. GASB Statement No. 34 established standards for external financial reporting for all states and local governmental entities, which includes a statement of net assets, a statement of revenues, expenses and change in net assets, and a statement of cash flows.

GASB Statement No. 34 requires the classification of net assets into three components as described below:

- *Invested in capital assets, net of related debt* – This component of net assets consists of capital assets, including restricted capital assets, net of accumulated depreciation and is reduced by the outstanding balances of any bonds or other borrowings that are attributable to the acquisition, construction, or improvement of those assets.
- *Restricted* – This component of net assets consists of restrictions placed on net assets as a result of external constraints imposed by creditors (such as through debt covenants), grantors, contributors, or laws or regulations of other governments or constraints imposed by law through constitutional provisions or enabling legislation.
- *Unrestricted net assets* – This component of net assets consist of net assets that do not meet the definition of “restricted” or “invested in capital assets, net of related debt.”

The Authority has adopted the provisions of GASB Statement No. 40, *Deposit and Investment Risk Disclosures* to amend GASB Statement No. 3. GASB Statement No. 40 updates the custodial credit risk disclosure requirements of GASB Statement No. 3 and establishes more comprehensive disclosure requirements. It also addresses other common risks of deposits and investments of state and local governments.

(b) Revenues and Expenses

Revenues and expenses are distinguished between operating and non-operating items. Operating revenues generally result from providing services in connection with the Authority’s principal ongoing operations. The principal operating revenues of the Authority are water and wastewater user charges, and charges for wholesale wastewater treatment. Revenues from user charges and sales of services are recognized as the related services are provided. Refunds to customers are charged to income in the period in which those refunds are paid.

Operating expenses include the costs associated with the conveyance of water and wastewater, treatment of wastewater, administrative expenses, and depreciation of capital assets. All revenues and expenses not meeting these definitions are reported as non-operating revenues and expenses.

DISTRICT OF COLUMBIA WATER AND SEWER AUTHORITY

Notes to the Financial Statements

September 30, 2010 and 2009

(In thousands)

(2) Summary of Significant Accounting Policies (Continued)

Water and Wastewater User Charges

Retail water and wastewater rates are approved by the Authority's Board of Directors. Charges to the District and the Federal government are the same as those charged to retail customers. Charges for services provided but unbilled at the end of the year are recorded as revenue on an estimated basis, which considers historical usage patterns and current rates. Allowances for customer receivables that ultimately may be uncollectible are estimated and charged to expense.

Charges for Wholesale Wastewater Treatment and Deferred Revenue

The cost of operating and maintaining the wastewater treatment plant and related collection facilities applicable to non-District users is billed to participating jurisdictions based upon their share of flows. The charges for operating and maintenance costs and for overhead costs incurred on capital projects are recorded as charges for wholesale wastewater treatment revenue in the year the costs are incurred.

The costs of capital projects required for the joint use facilities are allocated to the participating jurisdictions based on their applicable capacity allocation. The reimbursements for capital related costs are recorded as deferred revenue and are amortized into charges for wholesale wastewater treatment over the estimated useful lives of the related assets.

(c) **Cash and Cash Equivalents**

DC Water maintains its own cash accounts for the collection of all revenues and payment of all expenses. DC Water invests all unrestricted cash balances, in excess of the required compensating balances, in interest-bearing accounts. The Authority's cash equivalents consist of unrestricted and restricted investments such as money market funds, overnight repurchase agreements, and agency discount notes, which have an original maturity of 90 days or less, and are readily convertible to known amounts of cash. For purposes of the accompanying statements of cash flows, cash and cash equivalents also include DC Water's restricted cash balances. See note 3(d).

(d) **Investments**

The Authority's investments consist of unrestricted and restricted government agency notes, U.S. Treasury bills and commercial paper which have an original maturity in excess of 90 days. Investments are recorded at amortized cost, and certain non-participating contracts are recorded at cost. Recorded amounts approximate fair value.

(e) **Restricted Assets**

Restricted assets consist of appropriations from the U.S. Congress for combined sewer overflow projects, unexpended commercial paper and revenue bond proceeds, debt service reserves, workers' compensation reserves, and funds for the current payment of revenue bond debt service.

DISTRICT OF COLUMBIA WATER AND SEWER AUTHORITY

Notes to the Financial Statements

September 30, 2010 and 2009

(In thousands)

(2) Summary of Significant Accounting Policies (Continued)

These assets, which cannot be used for routine operations, are classified as restricted assets since some of their use is limited by applicable bond covenants and external restrictions.

(f) *Utility Plant*

Utility plant is stated at original construction cost, which includes personnel services and interest costs incurred during construction. Normal recurring maintenance and repair costs are charged to operations, whereas major repairs, improvements and replacements, which materially extend the useful lives of the assets, are capitalized. Construction-in-progress is reclassified to utility plant in-service upon substantial completion or when placed in service, with related depreciation commencing at that time. Capitalization thresholds are: \$500 thousand for buildings, improvements and infrastructure; and \$5 thousand for equipment. The cost of normal maintenance and repairs that do not add to the value of the asset or materially extend asset lives are not capitalized.

Utility plant is depreciated using the straight-line method over the following estimated useful lives:

<u>Asset Class</u>	<u>Estimated Useful Lives</u>
Infrastructure and storm drains	60 years
Heavy and hydraulic equipment	20 years
Building improvements	20 years
Equipment	3-5 years
Fleet	5-10 years

(g) *Purchased Capacity*

Historically, the District issued long-term debt to finance most of the Aqueduct's capital facilities, and Authority recorded this debt and related capital costs in its financial statements. On April 1, 1997, Authority and the other Northern Virginia customers entered into an agreement with the Federal government, which provides for the funding of a significant portion of the Aqueduct's capital improvement program directly by the Federal government through borrowing, with the remaining amounts to be funded directly by each customer.

The Authority is responsible for funding only its portion of this debt, of which none is currently outstanding, other related capital projects, and operating costs calculated, as its pro rata share of water purchased.

The Authority's payments for capital costs are recorded as purchased capacity in the Statements of Net Assets. The Aqueduct's capital costs allocable to other jurisdictions (City of Falls Church and Arlington County, Virginia), but funded by the Authority prior to April 1, 1997, are reported as due from other jurisdictions.

DISTRICT OF COLUMBIA WATER AND SEWER AUTHORITY

Notes to the Financial Statements

September 30, 2010 and 2009

(In thousands)

(2) Summary of Significant Accounting Policies (Continued)

Additionally, the Authority's participation in the Little Seneca Lake and Jennings Randolph Reservoir (Bloomington Dam) projects is included in purchased capacity. The two projects provide backup and peak-day water supply for the Authority and the other two Aqueduct customers as well as other area jurisdictions. The Jennings Randolph Reservoir was constructed by the Federal government and is operated by the U.S. Army Corps of Engineers, Baltimore District. The Authority funds 30 percent of all operating and capital costs. The Little Seneca Lake was constructed and is operated by the Washington Suburban Sanitary Commission (WSSC). The Authority funds 40 percent of all capital and operating costs. Purchased capacity is generally amortized over the estimated useful lives of the facilities of 60 years.

(h) *Inventory*

Inventory is recorded at the lower of weighted average cost or market value and consists primarily of operating and maintenance materials.

(i) *Debt Financing Costs*

Bond discount, premium and costs incurred to issue debt are capitalized and amortized as interest expense over the related bond issue period using the effective interest method.

(j) *Reclassifications*

Certain prior year amounts have been reclassified to conform to the current year presentation.

(k) *Use of Estimate and Assumptions*

The preparation of financial statements in conformity with accounting principles generally accepted in the United States of America requires management to make certain estimates and assumptions that effect the reported amounts of assets and liabilities and disclosure of contingent assets and liabilities at the date of the financial statements and the reported amounts of revenues and expenses during the reporting period. Actual results could differ from those estimates.

(l) *Vacation and Sick Leave*

Employees earn vacation and sick leave based on a prescribed formula, which allows employees to accumulate an unlimited amount of sick pay and vacation pay up to the maximum shown in the table below. The amounts of vacation leave earned but unused by employees' vests and is accrued as a liability. Sick pay does not vest, and accordingly, it is recorded when used. See Note 14d for additional disclosure on sick leave for non-union employees.

<u>Employee's Length of Service</u>	<u>Union Employees</u>	<u>Non-union Employees</u>
1 - 3 years	240 hours	240 hours
4 - 14 years	240 hours	320 hours
Over 15 years	240 hours	360 hours

DISTRICT OF COLUMBIA WATER AND SEWER AUTHORITY

Notes to the Financial Statements

September 30, 2010 and 2009

(In thousands)

(3) Cash Deposits and Investments

(a) Cash Deposits

At September 30, 2010 and 2009, the carrying amounts of the Authority's unrestricted bank deposits were \$83,224 and \$21,150, respectively. These bank deposits are entirely insured or collateralized with securities held by the Authority's agent in its name.

(b) Cash Equivalents and Investments

As of September 30, 2010 and 2009, the Authority had the following investments:

Type of Investments	2010	Weighted Average Maturity (Years)	2009	Weighted Average Maturity (Years)
Money market funds	\$114,631	0.083	\$245,446	0.083
Government agencies	95,299	1.998	-	0.544
Commercial paper	14,983	0.319	24,943	0.359
Agency discount notes	-	0.000	96,014	0.544
Repurchase agreements	-	0.000	55,854	0.003
Total Investments	<u>\$224,913</u>	0.910	<u>\$422,257</u>	0.194

The Authority's investments are categorized in accordance with GASB Statement No. 40, *Deposit and Investment Risk Disclosures*. Disclosures are limited to:

- Deposits that are not covered by depository insurance and are (a) uncollateralized, (b) collateralized with securities held by the pledging financial institution, or (c) collateralized with securities held by the pledging financial institution's trust department or agent but not in the depositor-government's name.
- Investment securities that are uninsured, are not registered in the name of the government, and are held by either (a) the counterparty or (b) the counterparty's trust department or agent but not in the government's name.

The Authority's investments are not subject to foreign currency risk. The Authority's investments are subject to interest rate, credit and custodial risks as described below:

Interest Rate Risk - As a means of limiting exposure to fair value losses arising from rising interest rates, the Authority's investment policy limits maximum maturity of non-debt-related permissible deposits and investments to no longer than 36 months.

DISTRICT OF COLUMBIA WATER AND SEWER AUTHORITY

Notes to the Financial Statements

September 30, 2010 and 2009

(In thousands)

(3) Cash Deposits and Investments (Continued)

Credit Risk – The Authority’s Board of Directors has approved a cash management and investment policy, and the Authority has adopted investment practices based on guidelines established by the Government Finance Officers Association. Allowable investments include obligations of the U.S. Treasury and U.S. agencies. The Authority may also invest in highly rated bankers’ acceptances, repurchase agreements, commercial paper, corporate notes and bonds, certificates of deposit and money market funds. The Authority’s money market funds are AAA rated.

Custodial Risk - For an investment, custodial risk is the risk that in the event of the failure of the counterparty, the Authority will not be able to recover the value of its investments or collateral securities that are in the possession of the outside party. The Authority’s investment policy requires that, at the time funds are invested, collateral for repurchase agreements be held in the Authority’s name by a custodial agent for the term of the agreement and investments in obligations of the United States or its agencies be held by the Federal Reserve in a custodial account. Any funds not invested at the end of the day are placed in overnight repurchase agreements in the Authority’s name. Repurchase agreements are collateralized at 102 percent of the investment with obligations of the U.S. Treasury or U.S. agencies, or investment grade obligations of the District or state or local governments. Investment grade means investments with a rating of AA or A-1/P-1 or better. Investments are restricted as to the amount in each type of investment to ensure appropriate diversification.

(c) Cash and Investment Schedule

A schedule of cash equivalents and investments as of September 30, 2010 and 2009 follows:

Description	2010			2009		
	Unrestricted	Restricted	Total	Unrestricted	Restricted	Total
Cash and cash equivalents						
Demand deposits	\$ 78,216	5,008	\$ 83,224	\$ 16,150	5,000	\$ 21,150
Money market funds	2,853	111,778	114,631	3,119	242,327	245,446
Repurchase agreements	-	-	-	55,854	-	55,854
Total cash and cash equivalents	81,069	116,786	197,855	75,123	247,327	322,450
Investments						
Government Agencies	55,272	40,027	95,299	-	-	-
Commercial paper	14,983	-	14,983	24,943	-	24,943
Government agency notes	-	-	-	66,039	29,975	96,014
Total Investments	70,255	40,027	110,282	90,982	29,975	120,957
Total cash, cash equivalents & investments	\$ 151,324	\$ 156,813	\$308,137	\$ 166,105	\$277,302	\$ 443,407

Included in unrestricted demand deposits and agency discount notes are \$16,706 for the Rate Stabilization Fund. The Authority established the Rate Stabilization Fund in fiscal year 2001. The balance in this account will be used in the future at the Authority’s discretion.

DISTRICT OF COLUMBIA WATER AND SEWER AUTHORITY

Notes to the Financial Statements

September 30, 2010 and 2009

(In thousands)

(3) Cash Deposits and Investments (Continued)

(d) Restricted Cash and Investment Schedule

A schedule of restricted cash equivalents and investments as of September 30, 2010 and 2009 follows:

Description	2010	2009
Restricted cash and cash equivalents		
Revenue bond construction fund 2009	\$ 7,618	\$ 138,786
Combined sewer overflow (CSO) federal appropriations	44,858	40,694
Debt service reserve account, 1998 revenue bonds	13,782	23,499
Debt service interest payment account, 2009 revenue bonds	8,089	8,088
Debt service interest payment account, 2008 revenue bonds	7,226	7,232
Debt service interest payment account, 2007 revenue bonds	5,676	5,676
Debt service interest payment account, 2003 revenue bonds	4,445	4,445
Debt service interest payment account, 1998 revenue bonds	6,708	6,967
Principal payment account 2009 revenue bonds	1,775	-
Principal payment account 2008 revenue bonds	4,460	375
Principal payment account 1998 revenue bonds	9,955	9,435
Workers' compensation reserve account	1,034	1,030
Commercial paper proceeds, debt service	1,160	1,100
Total restricted cash and cash equivalents	<u>116,786</u>	<u>247,327</u>
Restricted investments		
Combined sewer overflow (CSO) federal appropriations	30,085	29,975
Debt service reserve account, 1998 revenue bonds	9,942	-
Total restricted investments	<u>40,027</u>	<u>29,975</u>
Total restricted cash, cash equivalents & investments	<u>\$ 156,813</u>	<u>\$ 277,302</u>

DISTRICT OF COLUMBIA WATER AND SEWER AUTHORITY

Notes to the Financial Statements

September 30, 2010 and 2009

(In thousands)

(4) Utility Plant

Activity in utility plant, including capitalized interest of \$11,586, for the year ended September 30, 2010 was as follows:

	Balance 9/30/2009	Additions	Disposals	Transfers	Balance 9/30/2010
Utility Plant					
Wastewater treatment plant	\$ 1,604,064	\$ 218,256	-	-	\$ 1,822,320
Wastewater collection facilities	551,695	46,709	-	-	598,404
Water distribution system	744,842	56,019	-	-	800,861
Capital equipment	138,206	8,602	(2,501)	-	144,307
Total utility plant in service	<u>3,038,807</u>	<u>329,586</u>	<u>(2,501)</u>	<u>-</u>	<u>3,365,892</u>
Less accumulated depreciation:					
Wastewater treatment plant	(396,941)	(27,581)	-	-	(424,522)
Wastewater collection facilities	(185,754)	(9,384)	-	-	(195,138)
Water distribution system	(165,913)	(12,588)	-	-	(178,501)
Capital equipment	(110,356)	(10,480)	2,492	-	(118,344)
Total accumulated depreciation	<u>(858,964)</u>	<u>(60,033)</u>	<u>2,492</u>	<u>-</u>	<u>(916,505)</u>
Net utility plant in service	2,179,843	269,553	(9)	-	2,449,387
Construction-in-progress	400,826	256,498	-	(329,586)	327,738
Net utility plant	<u>\$ 2,580,669</u>	<u>\$ 526,051</u>	<u>\$ (9)</u>	<u>\$ (329,586)</u>	<u>\$ 2,777,125</u>

Activity in utility plant, including capitalized interest of \$11,832, for the year ended September 30, 2009 was as follows:

	Balance 9/30/2008	Additions	Disposals	Transfers	Balance 9/30/2009
Utility Plant					
Wastewater treatment plant	\$ 1,572,421	\$ 31,643	-	-	\$ 1,604,064
Wastewater collection facilities	439,573	112,122	-	-	551,695
Water distribution system	650,269	94,573	-	-	744,842
Capital equipment	126,918	12,668	(1,380)	-	138,206
Total utility plant in service	<u>2,789,181</u>	<u>251,006</u>	<u>(1,380)</u>	<u>-</u>	<u>3,038,807</u>
Less accumulated depreciation:					
Wastewater treatment plant	(371,464)	(25,477)	-	-	(396,941)
Wastewater collection facilities	(177,679)	(8,075)	-	-	(185,754)
Water distribution system	(154,747)	(11,166)	-	-	(165,913)
Capital equipment	(100,839)	(10,846)	1,329	-	(110,356)
Total accumulated depreciation	<u>(804,729)</u>	<u>(55,564)</u>	<u>1,329</u>	<u>-</u>	<u>(858,964)</u>
Net utility plant in service	1,984,452	195,442	(51)	-	2,179,843
Construction-in-progress	394,332	257,500	-	(251,006)	400,826
Net utility plant	<u>\$ 2,378,784</u>	<u>\$ 452,942</u>	<u>\$ (51)</u>	<u>\$ (251,006)</u>	<u>\$ 2,580,669</u>

DISTRICT OF COLUMBIA WATER AND SEWER AUTHORITY

Notes to the Financial Statements

September 30, 2010 and 2009

(In thousands)

(5) Purchased Capacity

The Washington Aqueduct, managed by the U.S. Army Corps of Engineers, provides wholesale water treatment services to the Authority, Northern Virginia, Arlington County and Falls Church. In addition to paying for operating and maintenance costs for the Aqueduct, the Authority and the other jurisdictions are also responsible for capital costs at the Aqueduct. The Authority's share of capital costs is recorded in its books as purchased capacity.

Purchased capacity activity for the year ended September 30, 2010 was as follows:

	Balance 9/30/2009	Additions	Balance 9/30/2010
Purchased Capacity			
Washington Aqueduct	\$ 208,270	\$ 38,818	\$ 247,088
Jennings Randolph Reservoir	19,863	-	19,863
Little Seneca Lake	12,327	-	12,327
Total in service	<u>240,460</u>	<u>38,818</u>	<u>279,278</u>
Less accumulated depreciation:			
Washington Aqueduct	(39,486)	(3,794)	(43,280)
Jennings Randolph Reservoir	(6,680)	(392)	(7,072)
Little Seneca Lake	(5,032)	(207)	(5,239)
Total accumulated depreciation	<u>(51,198)</u>	<u>(4,393)</u>	<u>(55,591)</u>
Purchased capacity, net	<u>\$ 189,262</u>	<u>\$ 34,425</u>	<u>\$ 223,687</u>

Purchased capacity activity for the year ended September 30, 2009 was as follows:

	Balance 9/30/2008	Additions	Balance 9/30/2009
Purchased Capacity			
Washington Aqueduct	\$ 166,746	\$ 41,524	\$ 208,270
Jennings Randolph Reservoir	19,863	-	19,863
Little Seneca Lake	12,327	-	12,327
Total in service	<u>198,936</u>	<u>41,524</u>	<u>240,460</u>
Less accumulated depreciation:			
Washington Aqueduct	(36,361)	(3,125)	(39,486)
Jennings Randolph Reservoir	(6,287)	(393)	(6,680)
Little Seneca Lake	(4,827)	(205)	(5,032)
Total accumulated depreciation	<u>(47,475)</u>	<u>(3,723)</u>	<u>(51,198)</u>
Purchased capacity, net	<u>\$ 151,461</u>	<u>\$ 37,801</u>	<u>\$ 189,262</u>

DISTRICT OF COLUMBIA WATER AND SEWER AUTHORITY

Notes to the Financial Statements

September 30, 2010 and 2009

(In thousands)

(6) Due from Federal Government

The amount due from the Federal government consists of the following at September 30:

	<u>2010</u>	<u>2009</u>
Washington Aqueduct advances	\$ 37,221	\$ 63,932
Federal grants receivable	2,856	5,925
Total	<u>\$ 40,077</u>	<u>\$ 69,857</u>

The Washington Aqueduct advances consist of unexpended pay-go advances for capital projects and \$4,675 for operating escrow as required by the Water Sales Agreement.

(7) Customer Receivables

Customer receivables include unbilled revenues of \$12,122 and \$10,966 at September 30, 2010 and 2009, respectively.

(8) Due from Other Jurisdictions

The amount due from other jurisdictions consists of the following at September 30:

	<u>2010</u>	<u>2009</u>
Current:		
Washington Suburban Sanitary Commission	\$ 7,669	\$ 22,201
Fairfax	(158)	3,798
Loudoun County Sanitation Authority	(74)	1,513
Northern Virginia (a)	187	281
Potomac Interceptor	907	824
Total current	<u>8,531</u>	<u>28,617</u>
Noncurrent:		
Washington Suburban Sanitary Commission	3,403	4,597
Northern Virginia (a)	3,544	3,917
Fairfax	704	887
Loudoun County Sanitation Authority	339	399
Total noncurrent	<u>7,990</u>	<u>9,800</u>
Total due from jurisdictions	<u>\$ 16,521</u>	<u>\$ 38,417</u>

(a) Northern Virginia

The amount due from Northern Virginia represents the Arlington County and the City of Falls Church, Virginia portions of the debt incurred by the Authority for the purpose of funding capital expenditures of the Washington Aqueduct prior to April 1, 1997.

DISTRICT OF COLUMBIA WATER AND SEWER AUTHORITY

Notes to the Financial Statements

September 30, 2010 and 2009

(In thousands)

(9) Compensation Payable (Compensated Absences)

Compensation payable as of September 30, 2010 and 2009 was \$15,043 and \$13,316, respectively. As this liability is expected to be paid off within a year, it is classified as a current liability. The accrual for annual leave (vacation payable) which is part of compensation payable as of September 30, 2010 and 2009 was as follows:

	<u>2010</u>	<u>2009</u>
Balance, beginning of year	\$ 5,687	\$ 5,222
Increases (incurred)	1,669	1,036
Decreases	<u>(1,161)</u>	<u>(571)</u>
Balance, end of year	<u>\$ 6,195</u>	<u>\$ 5,687</u>

(10) Long-Term Debt

The Authority derives part of its funding for future capital projects from the issuance of revenue bonds, District general obligation bonds, notes payable to the Federal government and various other non-debt sources of financing.

A schedule of long-term debt activity for the year ended September 30, 2010 is shown below:

<u>Description</u>	<u>Balance</u> <u>9/30/2009</u>	<u>New Debt</u> <u>Issued</u>	<u>Debt</u> <u>Retired</u>	<u>Balance</u> <u>9/30/2010</u>	<u>Due Within</u> <u>One Year</u>
2009 series a public utility revenue bonds; interest at 3.0% to 6.0%, maturing in 2039	\$ 300,000	-	-	\$ 300,000	\$ 1,775
2008 series a public utility revenue bonds; interest at 4.0% to 5.0%, maturing in 2034	290,375	-	(375)	290,000	4,460
2007 series a public utility revenue bonds; interest at 4.75% to 5.50%, maturing in 2042	218,715	-	-	218,715	-
2003 public utility revenue bonds; interest ranges from 5.0% to 5.25%, maturing in 2033	176,220	-	-	176,220	-
1998 public utility revenue bonds; interest ranges from 5.50% to 6.00%, maturing in 2028	248,705	-	(9,435)	239,270	9,955
Notes payable to the federal government for Jennings Randolph Reservoir (Bloomington Dam); interest at 3.25%, maturing in 2041	15,232	-	(309)	14,922	320
Notes payable to WSSC for Little Seneca Lake; interest ranges from 5.98% to 6.60% maturing in 2014	179	-	(37)	142	38
District of Columbia general obligation bonds: 1993; interest ranges from 5.40% to 6.0% maturing in 2012	3,255	-	(2,760)	495	250
1994; interest ranges from 5.05% to 6.50% maturing in 2011	<u>1,925</u>	<u>-</u>	<u>(930)</u>	<u>995</u>	<u>995</u>
Total bonds and notes	<u>\$ 1,254,606</u>	<u>-</u>	<u>\$ (13,846)</u>	<u>\$ 1,240,759</u>	<u>\$ 17,793</u>

Long-term debt outstanding, as presented on the accompanying statement of net assets, includes net unamortized bond premiums, discounts, and issuance costs of \$11,759.

DISTRICT OF COLUMBIA WATER AND SEWER AUTHORITY

Notes to the Financial Statements

September 30, 2010 and 2009

(In thousands)

(10) Long-Term Debt (Continued)

A schedule of long-term debt activity for the year ended September 30, 2009 is shown below:

Description	Balance 9/30/2008	New Debt Issued	Debt Retired	Balance 9/30/2009	Due Within One Year
2009 series a public utility revenue bonds; interest at 3.0% to 6.0%, maturing in 2039	-	\$ 300,000	-	\$ 300,000	-
2008 series a public utility revenue bonds; interest at 4.0% to 5.0%, maturing in 2034	290,375	-	-	290,375	375
2007 series a public utility revenue bonds; interest at 4.75% to 5.50%, maturing in 2042	218,715	-	-	218,715	-
2003 public utility revenue bonds; interest ranges from 5.0% to 5.25%, maturing in 2033	176,220	-	-	176,220	-
1998 public utility revenue bonds; interest ranges from 5.50% to 6.00%, maturing in 2028	257,645	-	(8,940)	248,705	9,435
Notes payable to the federal government for Jennings Randolph Reservoir (Bloomington Dam); interest at 3.25%, maturing in 2041	15,532	-	(300)	15,232	309
Notes payable to WSSC for Little Seneca Lake; interest ranges from 5.98% to 6.60% maturing in 2014	216	-	(37)	179	37
District of Columbia general obligation bonds:					
1993; interest ranges from 5.40% to 6.0% maturing in 2012	7,110	-	(3,855)	3,255	2,760
1994; interest ranges from 5.05% to 6.50% maturing in 2011	2,795	-	(870)	1,925	930
Total bonds and notes	<u>\$ 968,608</u>	<u>\$ 300,000</u>	<u>\$ (14,002)</u>	<u>\$ 1,254,606</u>	<u>\$ 13,846</u>

Long-term debt outstanding, as presented on the accompanying statement of net assets, includes net unamortized bond premiums, discounts, and issuance costs of \$12,018.

(a) Senior Debt

Payment of the principal and interest on Authority's senior debt is secured by a pledge of Authority's gross revenues (excluding any capital contributions or grants) after provisions for payment of operating expenses. The 2009 and 1998 public utility revenue bonds are considered senior debt under the related Master Indenture of Trust (Master Indenture).

Notes payable to the Federal government for the Washington Aqueduct are specifically secured by user charges assessed on retail customers. The proceeds of these notes are used to make capital improvements to the Washington Aqueduct. There are no outstanding notes to the Federal government for the Washington Aqueduct at the end of fiscal years 2010 and 2009.

DISTRICT OF COLUMBIA WATER AND SEWER AUTHORITY

Notes to the Financial Statements

September 30, 2010 and 2009

(In thousands)

(10) Long-Term Debt (Continued)

In February 2009, the Authority issued senior lien public utility revenue bonds (Series 2009A Bonds) with a face value of \$300.0 million consisting of \$38.4 million Serial Bonds and \$261.6 million Term Bonds. The Serial Bonds have maturity dates and interest rates ranging from 2010-2030 and 3.0 percent to 5.4 percent, respectively. The Term Bonds have maturity dates and interest rates ranging from 2024-2039 and 4.8 percent to 6.0 percent, respectively. There was \$1.4 million of original issue premium and approximately \$2.4 million for cost of issuance, bond insurance and underwriter's discount costs associated with this issuance. Debt proceeds were used to refinance \$14.8 million of the taxable Series A Commercial Paper Notes and \$50.0 million of the tax exempt Series B Commercial Paper Notes with the remainder used to finance the ongoing capital improvement program.

In April 1998, Authority issued \$266,120 of senior lien public utility revenue bonds (Series 1998 Bonds). As required by the Master Indenture, Authority has agreed to fix, charge, and collect rates and fees at levels sufficient to cover annual senior principal and interest requirements by 120 percent (see "Bond Covenants" below). Gross proceeds from the Series 1998 Bonds totaled \$285,200, including \$18,800 of the original issue premium. Approximately \$77,200 was used to fund various capital projects; \$181,000 was used to repay the outstanding balances of a revolving line of credit and certain notes payable to the Federal government and to advance-refund approximately \$152,200 of District general obligation bonds. The remainder of the gross proceeds, approximately \$27,000, was used to fund the debt service reserve fund and to pay the costs of issuance. The payment of principal and interest on the Series 1998 bonds is insured by Financial Security Assurance, Inc.

The Authority completed the advance-refunding portion of the April 1998 bond issuance to restructure its front-loaded debt service schedule. Approximately \$160,000 of bond proceeds was used to purchase securities that were placed in an irrevocable trust, which provides resources for all future debt service payments on the refunded debt. The refunded debt is considered defeased and the respective liabilities have been removed from the balance sheet. The advance-refunding in 1998 resulted in an economic cost (difference between the present values of the old and new debt service payments) of \$241 and an increase in aggregate debt service payments of \$119,000. The difference between the refunded debt and the new debt is amortized as a component of interest expense over the remaining life of the refunded debt.

The total amount of refunded debt outstanding was \$868 and \$1,689 at September 30, 2010 and 2009, respectively.

(b) *Subordinate Debt*

Payments of the Authority's subordinate debt are made after payments of senior debt and after certain reserves have been funded (see "Bond Covenants" below).

In April 2008, the Authority refunded the 2004 and 2007 Series B subordinated public utility revenue bonds for \$295.0 million and \$59.0 million, respectively. Simultaneously, the Authority issued subordinated lien public utility revenue bonds (Series 2008A) with a face value of \$290,375 which are due in 2034.

DISTRICT OF COLUMBIA WATER AND SEWER AUTHORITY

Notes to the Financial Statements

September 30, 2010 and 2009

(In thousands)

(10) Long-Term Debt (Continued)

The interest rate on these securities is fixed and will have an effective average rate of 4.7% over the life of the bonds. There was \$11,678 of original issue premium and approximately \$5.9 million for cost of issuance, bond insurance and underwriter's discount costs associated with this issuance. As required by the Master Indenture, the Authority has agreed to fix, charge, and collect rates and fees at levels sufficient to cover 100 percent of annual principal and interest payments (see "Bond Covenants" below). The scheduled payments of principal and interest on the Series 2008A bonds are guaranteed by a municipal bond insurance policy issued by the Assured Guaranty Program.

The refunded debt of Series 2004 and 2007B Series is considered defeased, and the respective liabilities have been removed from the statement of net assets. The current refunding in 2008 resulted in an economic cost (difference between the present value of the old and new debt service payments) of \$12.7 million and an increase in aggregate debt service payments of \$22.2 million.

In June 2007, Authority issued \$218,715 of tax-exempt subordinated lien public utility revenue bonds (Series 2007A bonds) and \$59,000 of taxable subordinated lien public utility revenue bonds (Series 2007B bonds). As required by the Master Indenture, the Authority has agreed to fix, charge, and collect rates and fees at levels sufficient to cover 100 percent of annual principal and interest payments (see "Bond Covenants" on the next page). Gross proceeds from the Series 2007A bonds totaled \$234,923, including \$15,661 of original issue premium. Approximately \$30,000 was used to repay outstanding commercial paper, and \$2,824 was used to pay the underwriter's discount, insurance and cost of issuance. The scheduled payments of principal and interest on Series 2007A bonds are guaranteed by a municipal bond insurance policy issued by the Financial Guaranty Insurance Company (FGIC). Gross proceeds from the Series 2007B bonds totaled \$59,000. Proceeds from the Series 2007B bonds were used entirely to fund the Authority's share of capital improvements to the Washington Aqueduct. The scheduled payments of principal and interest on Series 2007B bonds are guaranteed by a municipal bond insurance policy issued by CIFG Assurance North America. The Series 2007B bonds were refunded in April 2008.

In August 2003, the Authority issued \$176,220 of subordinated lien public utility revenue bonds (Series 2003 Bonds). As required by the Master Indenture, the Authority has agreed to fix, charge, and collect rates and fees at levels sufficient to cover 100 percent of annual principal and interest payments (see "Bond Covenants" on the next page). Gross proceeds from the Series 2003 Bonds totaled \$176,220, including \$3,449 of original issue discount and \$2,771 for cost of issuance. Approximately \$70,000 was used to fund various capital projects and \$100,000 was used to repay outstanding commercial paper. The scheduled payments of principal and interest on the Series 2003 Bonds are guaranteed by a municipal bond insurance policy issued by FGIC. The Authority also purchased a surety bond policy from FGIC to meet the debt reserve fund requirement for the Series 2003 bonds.

During fiscal year 2008, FGIC was downgraded below investment grade. As a result, the Authority obtained a direct pay letter of credit from TD Bank N.A. to supplement the Series 2003 Subordinated Debt Service Reserve fund surety provided by FGIC.

DISTRICT OF COLUMBIA WATER AND SEWER AUTHORITY

Notes to the Financial Statements

September 30, 2010 and 2009

(In thousands)

(10) Long-Term Debt (Continued)

Notes payable to the Federal government for the Jennings Randolph Reservoir are considered subordinate debt under the Master Indenture and contain no pledge of property, sinking fund provisions, or restrictive covenants. The proceeds of the notes were used to make improvements to the Jennings Randolph Reservoir for backup and peak-day water supply.

Notes payable to WSSC for the Little Seneca Lake are considered subordinate debt under the Master Indenture and contain no pledge of property, sinking fund provisions, or restrictive covenants. The proceeds of the notes were used by WSSC to construct the Little Seneca Dam and Lake for backup and peak-day water supply for the Authority.

Prior to the creation of the Authority as an independent entity, the District issued general obligation bonds to fund improvements to the water and wastewater system. The Authority is responsible for this debt, which is considered subordinate under the Master Indenture. General obligation bonds are also supported by the full faith and credit of the District and by special real property and tax deposits accounted for in the District's general fund. While Authority is not directly liable for the general obligation bonds, it is required by the enabling legislation to transfer to the District the funds necessary to pay its portion of the debt service on the bonds.

In March 1998, the Authority and the District executed a memorandum of understanding that outlined certain terms for payment of the Authority's share of District general obligation bonds. In particular, it contained the following three provisions: (1) the Authority will establish a debt service reserve equal to 10 percent of the subsequent fiscal year's general obligation debt service; (2) on each September 1st, commencing September 1, 1999, the Authority will prepay the general obligation debt service due for the subsequent fiscal year; and (3) the Authority will annually establish rates sufficient to provide at least 100 percent debt service coverage of the Authority's share of District general obligation bonds, in accordance with the Master Indenture. As of September 30, 2010 and 2009, the Authority had reserved \$138 and \$404, respectively, of its unrestricted cash and cash equivalents in connection with the debt service reserve requirement described above, and was in compliance with the other provisions of the memorandum of understanding.

(c) **Bond Covenants**

The Master Indenture sets forth the establishment of accounts, the application of revenues, and certain other covenants to ensure proper operation and maintenance of the water and wastewater system and payment of debt service. Management believes the Authority was in compliance with all bond covenants as of and for the years ended September 30, 2010 and 2009. The primary requirements of the Master Indenture are summarized below:

Rate Covenant — The Authority has covenanted to establish and maintain rates and charges to produce revenues sufficient to pay operating expenses and annual debt service on senior and subordinate debt, to fund certain required reserves, to fund any payment in lieu of taxes, and to produce net revenues sufficient at least equal to the sum of: (1) 120 percent of annual debt service on senior debt and (2) 100 percent of annual debt service on subordinate debt.

DISTRICT OF COLUMBIA WATER AND SEWER AUTHORITY

Notes to the Financial Statements

September 30, 2010 and 2009

(In thousands)

(10) Long-Term Debt (Continued)

Net revenues are defined generally as all Authority revenues (excluding capital contributions from wholesale customers, Federal grants, or any proceeds derived from the sale of capital assets), less operating and maintenance expenses (excluding any payment in lieu of taxes, depreciation and amortization charges and certain extraordinary, nonrecurring expenses).

Debt Service Reserve Fund — The Authority has established debt service reserve accounts for certain series of bonds, which are only to be used to pay debt service in the event of insufficient funds. The Series 1998 Bonds debt service reserve account balance as of September 30, 2010 and 2009 was \$23,724 and \$23,499, respectively, and is required to be maintained at 125 percent of current and future average annual Series 1998 debt service.

(d) Debt Service to Maturity

The future debt-service obligations at September 30, 2010 are as follows:

<u>Fiscal year</u>	<u>Principal</u>	<u>Interest</u>	<u>Total</u>
2011	\$ 17,793	\$ 64,063	\$ 81,856
2012	18,721	63,087	81,808
2013	19,692	62,064	81,756
2014	20,749	60,966	81,715
2015	21,888	59,781	81,669
2016 - 2020	128,822	279,086	407,908
2021 - 2025	167,430	239,514	406,944
2026 - 2030	205,838	189,948	395,786
2031 - 2035	247,256	131,981	379,237
2036 - 2040	321,343	55,730	377,073
2041 - 2043	71,227	2,014	73,241
Total	<u>\$ 1,240,759</u>	<u>\$1,208,234</u>	<u>\$ 2,448,993</u>

(11) Commercial Paper

Commercial Paper Notes — The Authority has established a commercial paper (CP) program to provide interim financing for Costs of the System. Three series of notes have been issued under the commercial paper program: the tax-exempt Series A CP Notes in an aggregate principal amount not to exceed \$100 million, the tax-exempt Series B CP Notes in an aggregate principal amount not to exceed \$50 million, and the taxable Series C CP Notes in an aggregate principal amount not to exceed \$75 million (collectively, the “Commercial Paper Notes”), each as Subordinate Debt. To provide liquidity and credit support for the Commercial Paper Notes, the Authority obtained irrevocable, direct-pay letters of credit (the “Letters of Credit”) issued by J.P. Morgan Chase Bank and U.S. Bank, National Association (collectively, the “Banks”) which expire on May 31, 2013. In connection with the Banks’ issuance of the Letters of Credit, the Authority and each Bank entered into a Reimbursement Agreement.

DISTRICT OF COLUMBIA WATER AND SEWER AUTHORITY

Notes to the Financial Statements

September 30, 2010 and 2009

(In thousands)

(11) Commercial Paper (Continued)

This Agreement, dated as of June 1, 2010, (collectively, the “Reimbursement Agreements”) obligates the Authority to pay Bank Obligations and Reimbursement Obligations (both as defined in the Eleventh Supplemental Indenture relating to the Commercial Paper Notes) and Fee Obligations (as defined in each Reimbursement Agreement) to the applicable Bank. The Bank Obligations, the Reimbursement Obligations and Fee Obligations are Subordinate Debt under the Indenture.

A schedule of commercial paper activity for year ended September 30, 2010 is shown below:

Description	Balance 9/30/2009	Addition	Reduction	Balance 9/30/2010
Series C, (taxable) interest ranges from .2% to .28%	\$ 29,200	\$ -	\$ -	\$ 29,200

(12) Commitments and Contingencies – Other Liabilities

A schedule of other liabilities as of September 30, 2010 and 2009 is shown below:

Description	2010	2009
Federal grants disallowance	\$ 1,472	\$ 2,258
Litigation contingency	6,081	4,009
Rolling Owner Controlled Insurance Program	631	2,285
Risk management contingency	12,384	12,243
Total other liabilities	<u>\$ 20,568</u>	<u>\$ 20,795</u>

(a) Federal Grants

The Authority’s capital and operating grants are subject to financial and compliance audits by the United States Environmental Protection Agency, the grantor, or its representatives. The Authority’s management does not expect that the results of these audits will have a material adverse effect on the accompanying financial statements.

(b) Litigation

The Authority is a party in various legal actions and claims brought by or against it. In the opinion of the Authority’s management and legal counsel, the ultimate resolution of these actions and claims will not materially affect the financial position or results of operations of the Authority.

Changes in the balances of litigation contingencies during the years ended September 30, 2010 and 2009 were as follows:

	2010	2009
Balance, beginning of year	\$ 4,009	\$ 3,618
Current year claims and changes in estimates	2,338	1,234
Claim payments	(266)	(843)
Balance, end of year	<u>\$ 6,081</u>	<u>\$ 4,009</u>

DISTRICT OF COLUMBIA WATER AND SEWER AUTHORITY

Notes to the Financial Statements

September 30, 2010 and 2009

(In thousands)

(12) Commitments and Contingencies – Other Liabilities (Continued)

(c) *Rolling Owner Controlled Insurance Program (ROCIP)*

The Authority completed its fifth year of a rolling owner-controlled insurance program (ROCIP I) and 1st year of ROCIP II. The Authority procures insurance for the majority of its construction contractors. Coverage includes general liability, umbrella and workers' compensation insurance for certain major construction projects. The result is substantially higher and broader coverage, enhanced safety and loss control, increased minority participation and potential cost savings.

At the end of fiscal year 2010, 65 projects and 380 contractors were enrolled in ROCIP I and 25 projects and 97 contractors were enrolled in ROCIP II. ROCIP II is a three-year program that will support an estimated \$688 million of planned construction completion.

(d) *Risk Management*

The Authority is exposed to various risks of loss related to torts; theft of, damage to, and destruction of assets; errors and omissions; injuries to employees; and natural disasters. Effective April 7, 1998, the Authority purchased certain commercial insurance coverage. Prior to that date, the Authority was either self-insured or covered under District programs. For each of the five most recent years, settlement of claims has not exceeded insurance coverage.

The Authority has purchased \$1,000,000 property coverage (Property Policy) to protect its owned or leased facilities, buildings and contents. Except for catastrophic on-site protection provided on the Property Policy, the Authority self-insures its fleet of vehicles. The deductible for each claim for buildings and contents is \$1,000. Off-site watercraft and specified equipment are insured under an Inland Marine Policy. Deductibles range from \$10 to \$25 on this policy.

The Authority has purchased liability insurance coverage to protect it from claims alleging damages and injuries caused by automobile accidents, damaged utilities, construction, and other activities. Limits of \$100,000 have been secured in excess of a deductible of \$1,000 for each occurrence.

Public Officials' liability insurance has been secured with limits of \$20,000 in excess of a deductible of \$250 to \$500 per claim.

The Authority self-insures the first \$1,000 of workers' compensation claims costs. In order to mitigate the potential self-insured costs of medical expenses, rehabilitation and lost wages, the Authority purchased an Excess Workers' Compensation Policy with unlimited coverage. The Authority contracts with a third-party administrator to support the workers' compensation claims management program.

Liabilities are recognized when it is probable that losses have occurred and the amounts of the losses can be reasonably estimated. Liabilities include an amount for claims that have been incurred but not reported to date.

DISTRICT OF COLUMBIA WATER AND SEWER AUTHORITY

Notes to the Financial Statements

September 30, 2010 and 2009

(In thousands)

(12) Commitments and Contingencies – Other Liabilities (Continued)

Because actual claims liabilities depend on such complex factors as inflation, changes in governing laws and standards, and court awards, the process used in computing claims liabilities is reevaluated periodically to take into consideration the history, frequency and severity of recent claims and other economic and social factors.

These liabilities are computed using a combination of actual claims experience and statistically estimated amounts.

Changes in the balances of workers' compensation claims and general liability claims during the years ended September 30, 2010 and 2009 were as follows:

	<u>2010</u>	<u>2009</u>
Balance, beginning of year	\$ 12,243	\$ 12,944
Current year claims and changes in estimates	3,181	947
Claim payments	(3,040)	(1,648)
Balance, end of year	<u>\$ 12,384</u>	<u>\$ 12,243</u>

(d) Construction Commitments

Contractual commitments for utility plant construction and capital equipment for the years ended September 30, 2010 and 2009 were \$365,084 and \$351,416, respectively. Construction commitments are not recorded in the financial statements.

	<u>2010</u>	<u>2009</u>
Total contract commitments	\$ 351,416	\$ 268,885
Additional commitments (less) work performed and retainage	13,668	82,531
Outstanding contract commitments	<u>\$ 365,084</u>	<u>\$ 351,416</u>

(e) Lease Commitments

The Authority conducts a portion of its operations from leased facilities. Most of the leases contain renewal options. Virtually all of the leases for equipment and facilities are operating leases, and the rental payments under these leases are charged to operations as incurred.

The Authority's rental expenses for the years ended September 30, 2010 and 2009 were as follows:

	<u>2010</u>	<u>2009</u>
Facilities leases	\$ 1,279	\$ 849
Automobile equipment leases	5	34
Machinery leases	700	36
Other	—	3
Total	<u>\$ 1,984</u>	<u>\$ 922</u>

DISTRICT OF COLUMBIA WATER AND SEWER AUTHORITY

Notes to the Financial Statements

September 30, 2010 and 2009

(In thousands)

(12) Commitments and Contingencies – Other Liabilities (Continued)

Future minimum noncancelable lease payments on existing operating leases at September 30, 2010, which have an initial term of one year or more, are as follows.

	Future Minimum Lease Payments	
2011	\$	996
2012		1,043
Thereafter		767
Total	\$	<u>2,806</u>

(13) Related Party and Similar Transactions

The enabling legislation, described in Note 1, established that the District would pay for water and wastewater services. The Authority recorded revenues of \$15,628 and \$10,116 from the District government and \$6,319 and \$6,688 from the District of Columbia Housing Authority (DCHA) for fiscal years 2010 and 2009, respectively. Both the District government and DCHA revenues are included in water and wastewater user charges in the accompanying statements of revenues, expenses and change in net assets.

The Authority recorded expenses of \$15,374 and \$14,083, for payments-in-lieu-of-taxes to the District for services such as road repairs, fire protection, police protection, and other services for the years ended September 30, 2010 and 2009, respectively. The Authority also recorded an expense of \$5,100 for the District's right-of-way fee, charged to all area utilities for infrastructure occupancy in public streets, for each of the years ended September 30, 2010 and 2009.

The amounts due (to)/from the District government as of September 30, 2010 and 2009 were (\$382) and \$3,213, respectively. These amounts are for the Authority's share of fiscal years 2011 and 2010 debt service on general obligation bonds originally issued to finance the Authority's capital improvements that were prepaid in accordance with a Memorandum of Understanding with the District, as described in Note 10. The balance also includes \$1,017 due to the District as of September 30, 2010 and 2009 for costs incurred by the District for certain lead mitigation activities and \$1,190 as of September 30, 2010 related to the construction of DC Water infrastructure projects undertaken by the District's Department of Transportation.

The District of Columbia Council created the Storm Water Compliance Amendment Act of 2000 which established the Authority as the Storm Water Administrator and a fund was established. The administration of the fund was transferred to the District Department of the Environment (DDOE) in 2007. The Authority continues to bill and collect storm water fees as a separate item and transfers the funds to the DDOE quarterly. The Authority incurred \$1,208 and \$494 of reimbursable expenses for years ended September 30, 2010 and 2009, respectively.

Additionally, the Authority had a net payable of \$132 and \$64 to the Storm Water Fund for years ended September 30, 2010 and 2009, respectively. The amounts shown on the Statement of Net Assets as due from or due to Storm Water Fund are net of collection and administrative costs.

DISTRICT OF COLUMBIA WATER AND SEWER AUTHORITY

Notes to the Financial Statements

September 30, 2010 and 2009

(In thousands)

(14) Employee Benefits

(a) *Defined Benefit Plans*

Employees hired prior to October 1, 1987 participate in certain federal benefit plans. The plans are cost sharing multi-employer plans, which provide retirement and disability benefits, annual cost-of-living adjustments, and death benefits to plan participants and beneficiaries.

Employees and the Authority each contribute a percentage of the employees' salaries to the Federal government, which administers the plans. During fiscal years 2010, 2009 and 2008, the Authority's contributions to the plans were \$1,169, \$1,173 and \$1,174, respectively. These amounts were 100 percent of the required contributions under the plans for each of the fiscal years presented.

The required percentage of salaries to be contributed by the employees was 7.00 percent for each of the three fiscal years ended 2010. The required percentage of salaries to be contributed by the Authority was also 7.0 percent for each of the three fiscal years ended 2010.

(b) *Defined Contribution Plans*

Defined Contribution Plan - Employees who were hired after September 30, 1987, participate in the U.S. Social Security system and a defined contribution plan sponsored by the Authority. The District of Columbia Water and Sewer Authority Defined Contribution Plan is a qualified trust under Internal Revenue Code Section 401. During fiscal years 2010, 2009 and 2008, the Authority's contribution was seven percent of base pay up to the social security wage base, plus 5% of base pay in excess of the social security wage base for each eligible employee. Employees do not contribute to the plan. Employees become 100 percent vested in their account balance after three years of service.

457(b) Plan - Starting in January 2000, employees who were hired after September 30, 1987, participate in the U.S. Social Security system and a 457(b) Deferred Compensation plan sponsored by the Authority. The District of Columbia Water and Sewer Defined Contribution Plan is a qualified trust under Internal Revenue Code Section 401.

The Authority makes a matching contribution of 100 percent of the amount that the employee defers to the 457(b) Deferred Compensation Plan; up to a maximum contribution of five percent of base pay for eligible employees.

There is no waiting period before an employee can elect to become a participant of this plan and employees are always 100 percent vested in their contributions. The Authority's matching contribution is vested after three years of service.

During fiscal years 2010, 2009 and 2008, the Authority's contributions to both defined contribution plans were \$4,182, \$4,425 and \$4,020, respectively.

DISTRICT OF COLUMBIA WATER AND SEWER AUTHORITY

Notes to the Financial Statements

September 30, 2010 and 2009

(In thousands)

(14) Employee Benefits (Continued)

(c) *Post-Employment Insurance Plans*

The Authority does not provide post employment health and life insurance benefits to any post-1987 employees. The federal government provides healthcare and life insurance benefits to certain retired employees under the Federal Employees' Health Benefits Program and the Federal Employee's Group Life Insurance Program at no cost to the Authority.

(d) *Retirement Health Savings Plan*

In fiscal year 2007 the Authority implemented a Retirement Health Savings Plan (RHSP) for post-1987 non-union employees. The Plan allows eligible employees to receive a benefit for their unused sick leave upon separation of service. Funds are transferred to a third party to pay for post-employment medical expenses at the termination of employment.