



**DISTRICT OF COLUMBIA
WATER AND SEWER AUTHORITY
Board of Directors**

Meeting of the
Environmental Quality and Operations Committee

**Thursday, June 16, 2022
9:30 a.m.**

Microsoft Teams

Join on your computer or mobile app

[Click here to join the meeting](#)

Or call in (audio only)

[+1 202-753-6714,,142812080#](#)

Phone Conference ID: 142 812 080#

- | | | | |
|------------|------|--|--------------------------------------|
| 9:30 a.m. | I. | Call to Order | Sarah Motsch
Chair |
| | II. | Roll Call | Linda Manley |
| 9:35 a.m. | III. | AWTP Status Update | Akile Tesfaye |
| | | 1. BPAWTP Performance | |
| 9:50 a.m. | IV. | Update on Fleet | Nija Ali |
| 10:05 a.m. | V. | Customer Compliance Services Overview | Pierre Constant |
| 10:20 a.m. | VI. | Action Items | Kishia Powell |
| | | <u>Joint Use</u> | |
| | | 1. Contract No.: 220080A - Major Sewer Assessment, Arcadis | |
| | | 2. Contract No.: 220080B – Major Sewer Assessment, Greeley and Hansen | |
| | | 3. Contract No.: 170180 - Miscellaneous Facilities Upgrade, Ulliman Schutte Construction | |
| | | <u>Non-Joint Use</u> | |
| | | 1. Contract No.: 220030 - Lead Service Line Replacement, Capital Paving | |
| 10:35 a.m. | VII. | Water Operation Updates | Marlee Franzen
Maureen Schmelling |
| | | 1. Fire Hydrants/Map | |
| | | 2. Water Quality | |

10:45 a.m.	VIII.	Other Business / Emerging Issues	
10:50 a.m.	IX.	Executive Session*	Sarah Motsch
10:55 a.m.	X.	Adjournment	Sarah Motsch

Follow-up Items from Prior Meetings:

1. None.

¹The DC Water Board of Directors may go into executive session at this meeting pursuant to the District of Columbia Open Meetings Act of 2010, if such action is approved by a majority vote of the Board members who constitute a quorum to discuss certain matters, including but not limited to: matters prohibited from public disclosure pursuant to a court order or law under D.C. Official Code § 2-575(b)(1); terms for negotiating a contract, including an employment contract, under D.C. Official Code § 2-575(b)(2); obtain legal advice and preserve attorney-client privilege or settlement terms under D.C. Official Code § 2-575(b)(4)(A); collective bargaining negotiations under D.C. Official Code § 2-575(b)(5); facility security matters under D.C. Official Code § 2-575(b)(8); disciplinary matters under D.C. Official Code § 2-575(b)(9); personnel matters under D.C. Official Code § 2-575(b)(10); third-party proprietary matters under D.C. Official Code § 2-575(b)(11); train and develop Board members and staff under D.C. Official Codes § 2-575(b)(12); adjudication action under D.C. Official Code § 2-575(b)(13); civil or criminal matters or violations of laws or regulations where disclosure to the public may harm the investigation under D.C. Official Code § 2-575(b)(14); and other matters provided under the Act.



District of Columbia Water and Sewer Authority



Briefing on:

Blue Plains Complete Treatment Performance

Briefing for:

Environmental Quality and Operations Committee

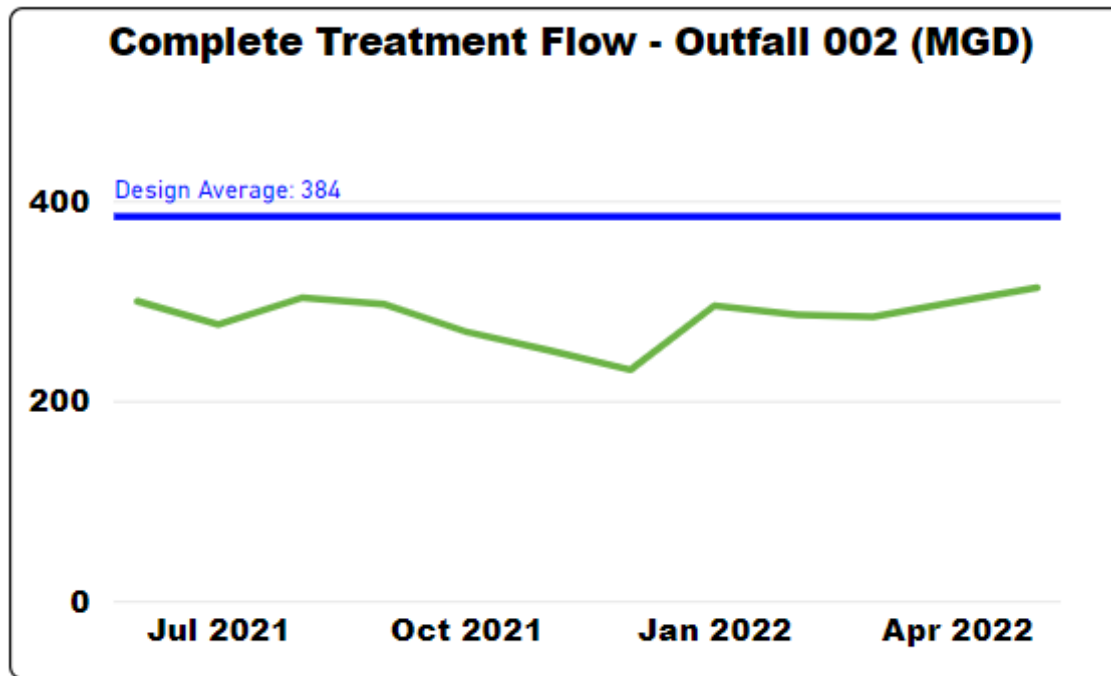
June 16, 2022

DCWATER.COM



Operational Performance

Blue Plains Complete Treatment Performance



- All weekly and monthly NPDES permit requirements met
- Average Outfall 002 flow: 313 MGD

Monthly Average Influent Flow Trend to Complete Treatment (MGD)



Operational Performance

Wet Weather Treatment Facility (WWTF) Performance

	May 2022*	Calendar Year 2022 (Through May)
Total Precipitation, inches (DCA gauge)	6.01	18.3
Total Volume Captured in the Anacostia Tunnel, MG	280	832
Measured Overflow, MG	0	0
Percent Captured	100%	100%
Screenings and Grit Capture, tons	121	330

Note: *Based on preliminary data.

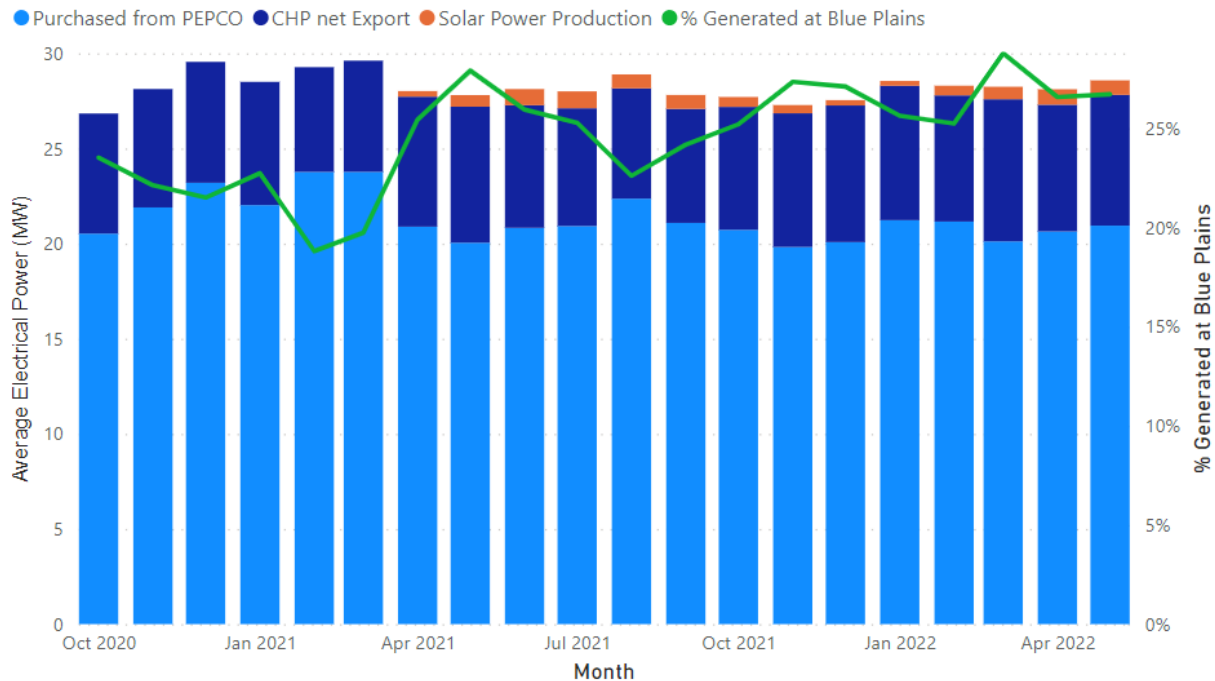
- Total of 280 MG of combined wet weather flow, captured in the tunnel system, was treated through the plant
 - 173 MG or 62% of total treated flow directed to Complete Treatment
 - 107 MG directed to Outfall 001
- No measured overflows from CSOs associated with the existing Anacostia Tunnel System



Operational Performance

Blue Plains Electrical Energy Use and Generation

Blue Plains Electrical Report



- 27% of electricity was generated onsite
- Combined Heat and Power (CHP) facility produced an average of 8.2 megawatts (MW), with 6.9 MW net to Blue Plains grid
- Solar System produced an additional 0.8 MW of power on average
- Total electricity consumption at Blue Plains averaged 28.6 MW
- DC Water purchased an average of 20.9 MW of electricity from PEPCO

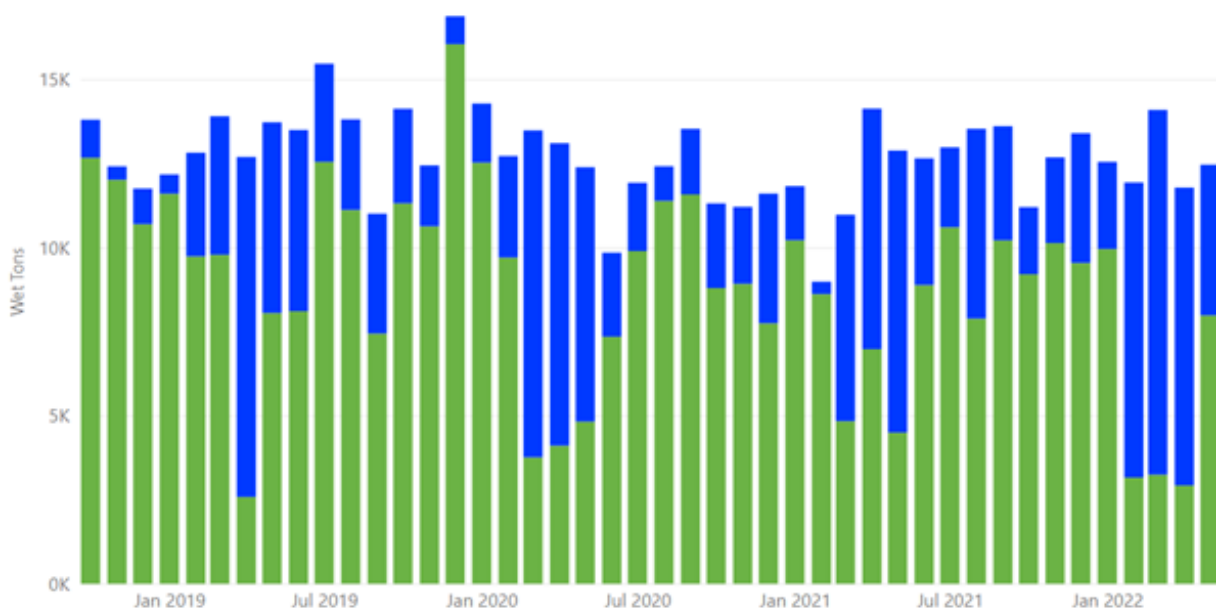


Operational Performance

Class A Biosolids Production & Bloom Marketing

Total Production of Class A Biosolids and Beneficial Reuse by Type

● Land Application ● Marketing as Bloom



- Biosolids hauling averaged 402 wet tons per day (wtpd) all meeting Class A Exceptional Quality (EQ)
- 4479 wet tons of Bloom sold
- 7981 wet tons not sold were land applied through contracts
- Currently at 106% of sales goal for FY22

DCWATER.COM



Employee Recognition



DCWATER.COM



Bloom Products

- Fresh Bloom:
- Biosolids straight from process
 - Good for farming, construction, blending application
 - Product slickiness, limits use in home gardening.
- Cured Bloom (100% Bloom):
 - Dried/windrowed material
 - Granular, easy to use
 - Higher nutrient content
 - Requires space and labor to produce
 - Lawn, landscape, home gardens etc
- Blended Products
 - Woody Blend (compost substitute)
 - Sandy Blend (preferred top dress)
 - Same end users as Cured Bloom





On-Site Blending Facility



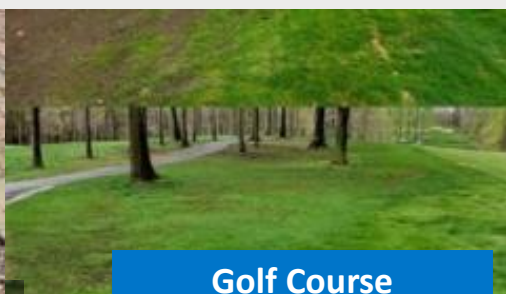
What Bloom Customers Grow



Hay Farm



Horticultural Society



Golf Course



Hobbyist Vintner/Grape Grower



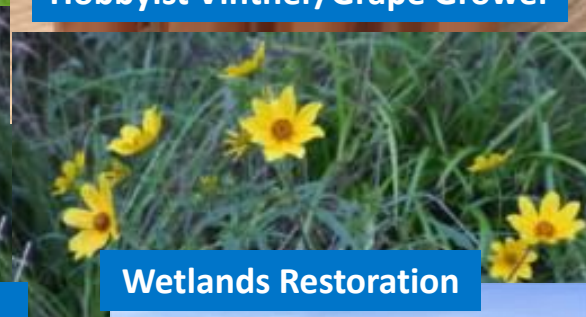
Cut Flower Farm



Street Tree Plantings




Elementary School Garden




Wetlands Restoration




School Landscaping



Hops Farm



Home Veg Gardens



Raised Beds



Commercial Corn



Construction/Blending & Agriculture, Ideal Applications for Fresh Bloom

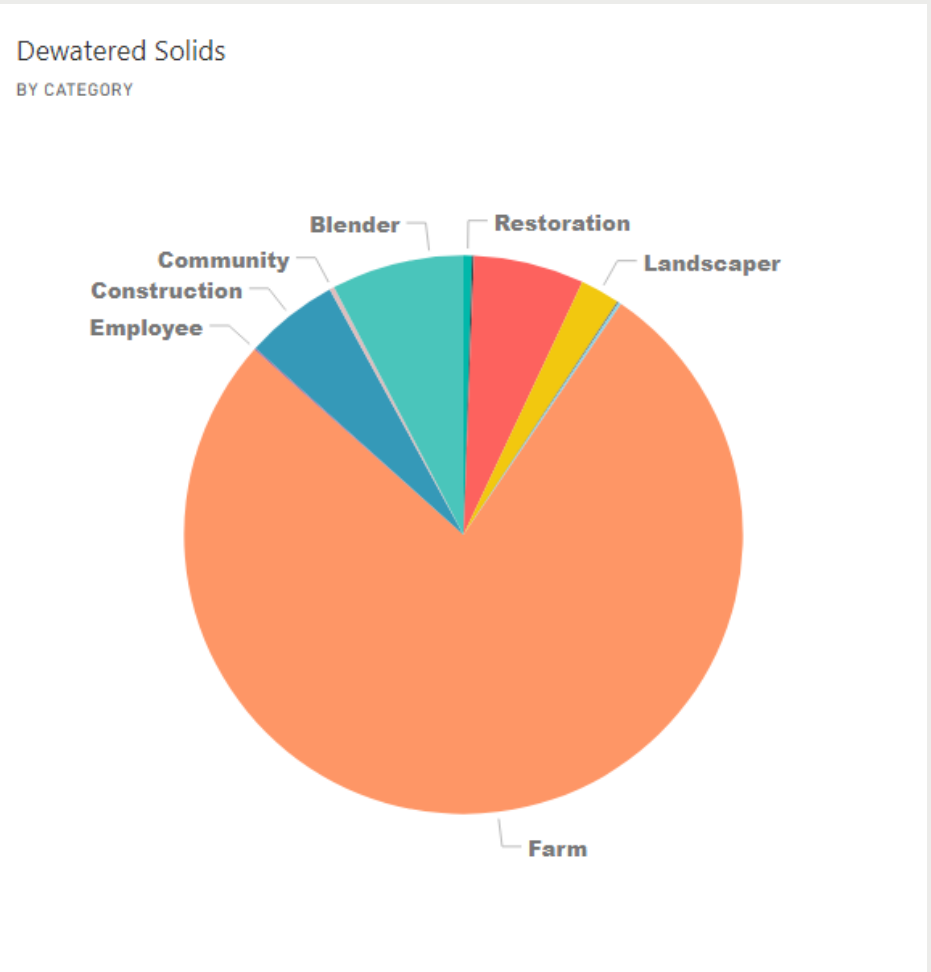


Commercial soybeans



Maryland State Highway project

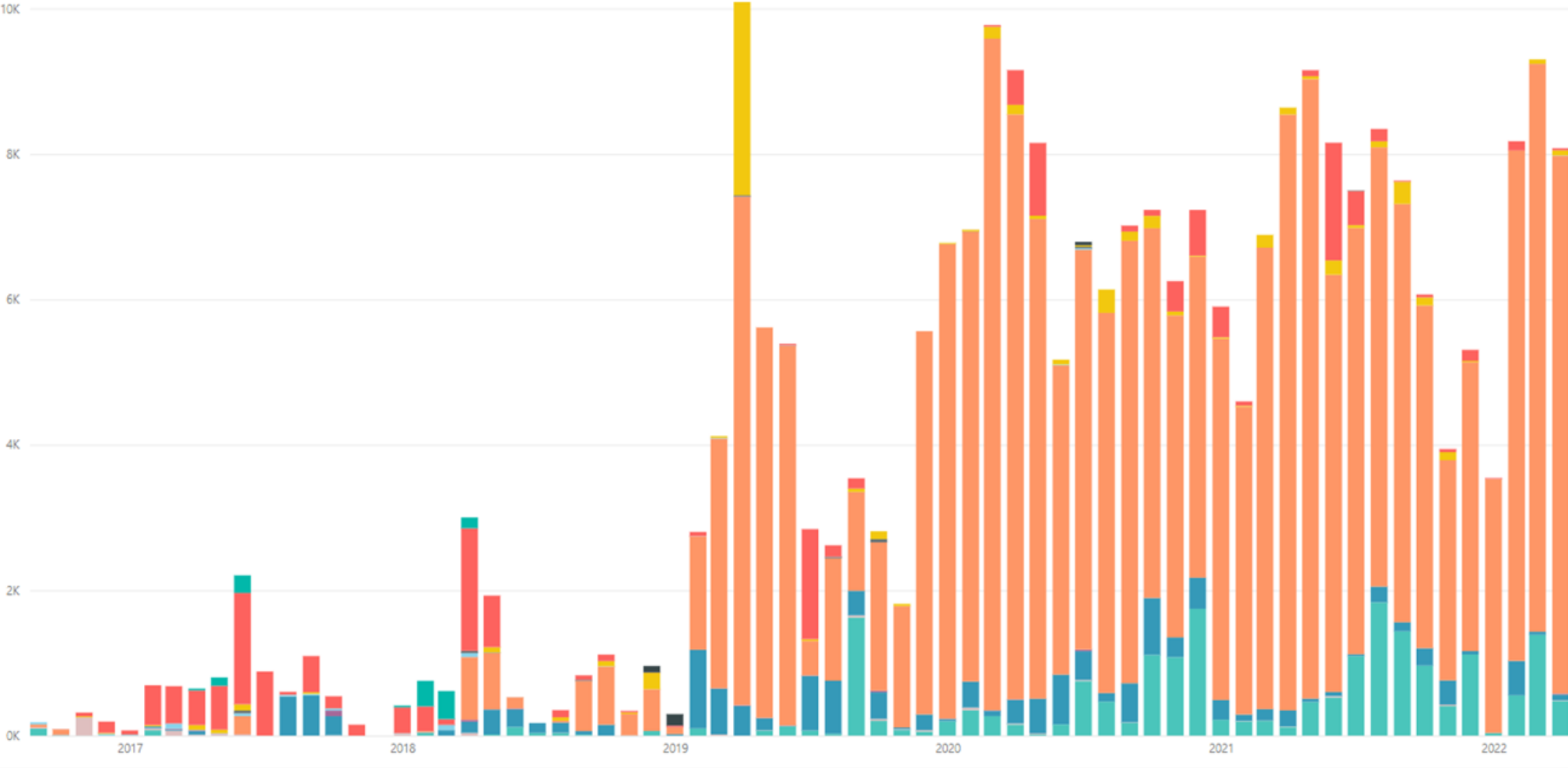
Bloom User Categories



bloomsoil.com

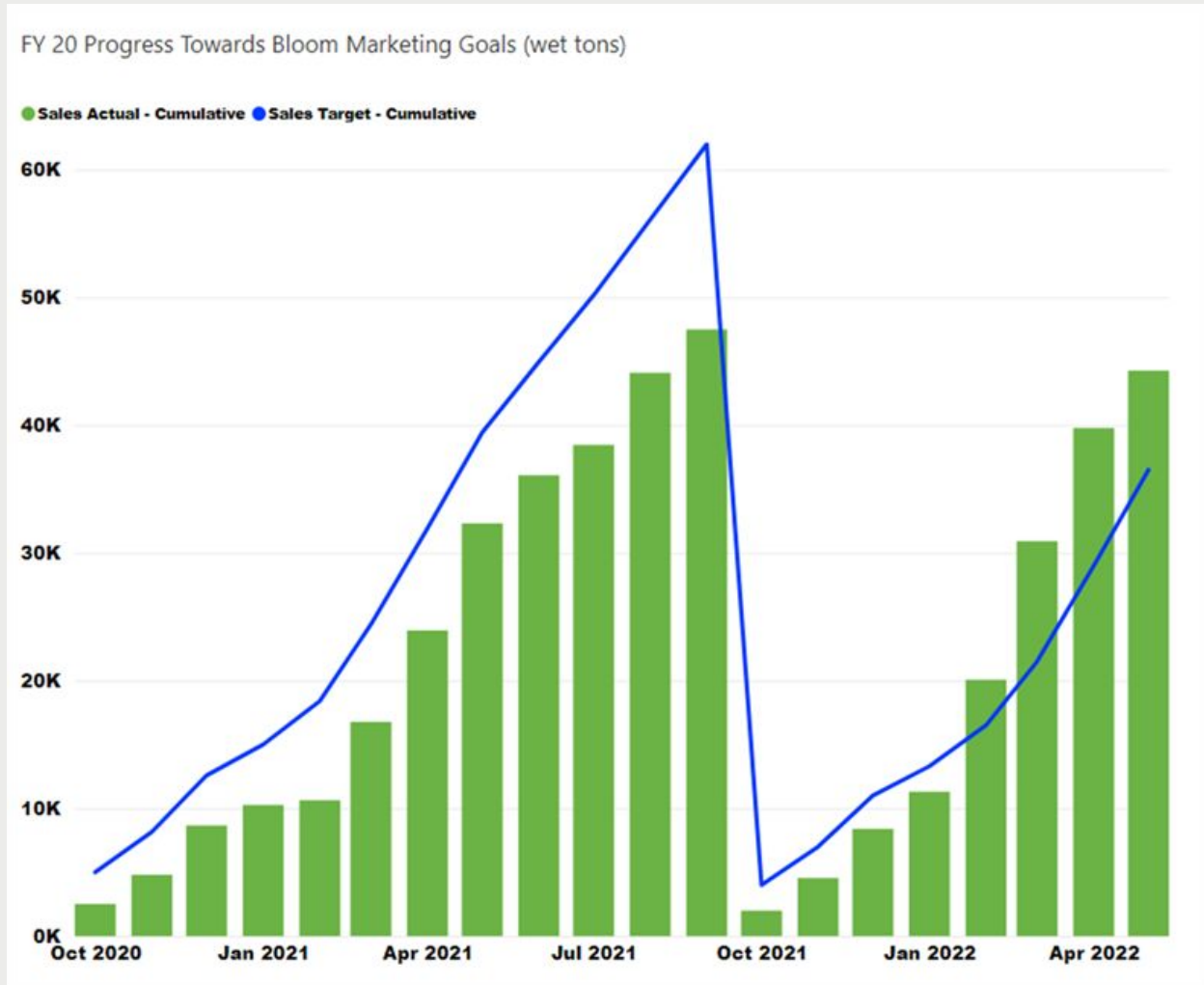
Category Blender Community Construction Employee Farm Government Homeowner Landscaper Nursery Other Restoration

Market Growth



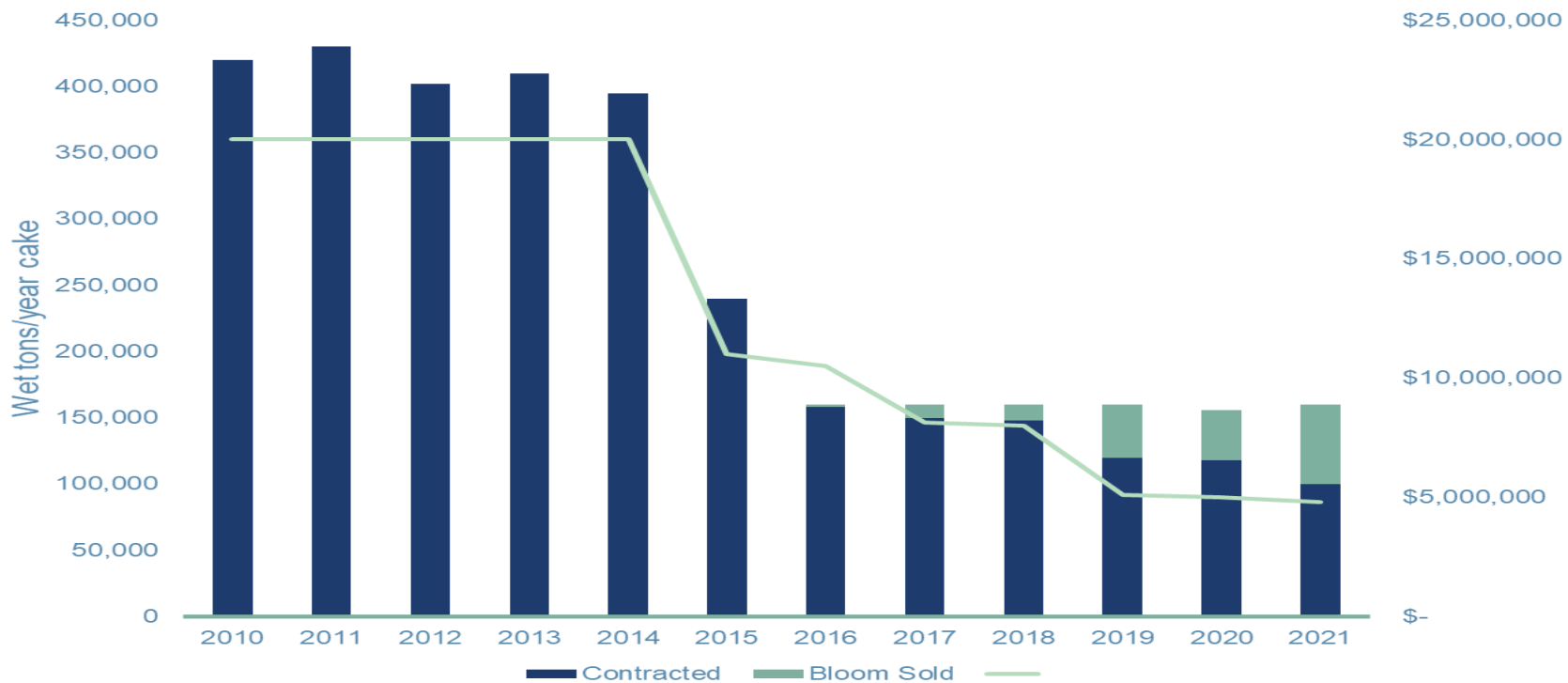


Bloom demand is growing



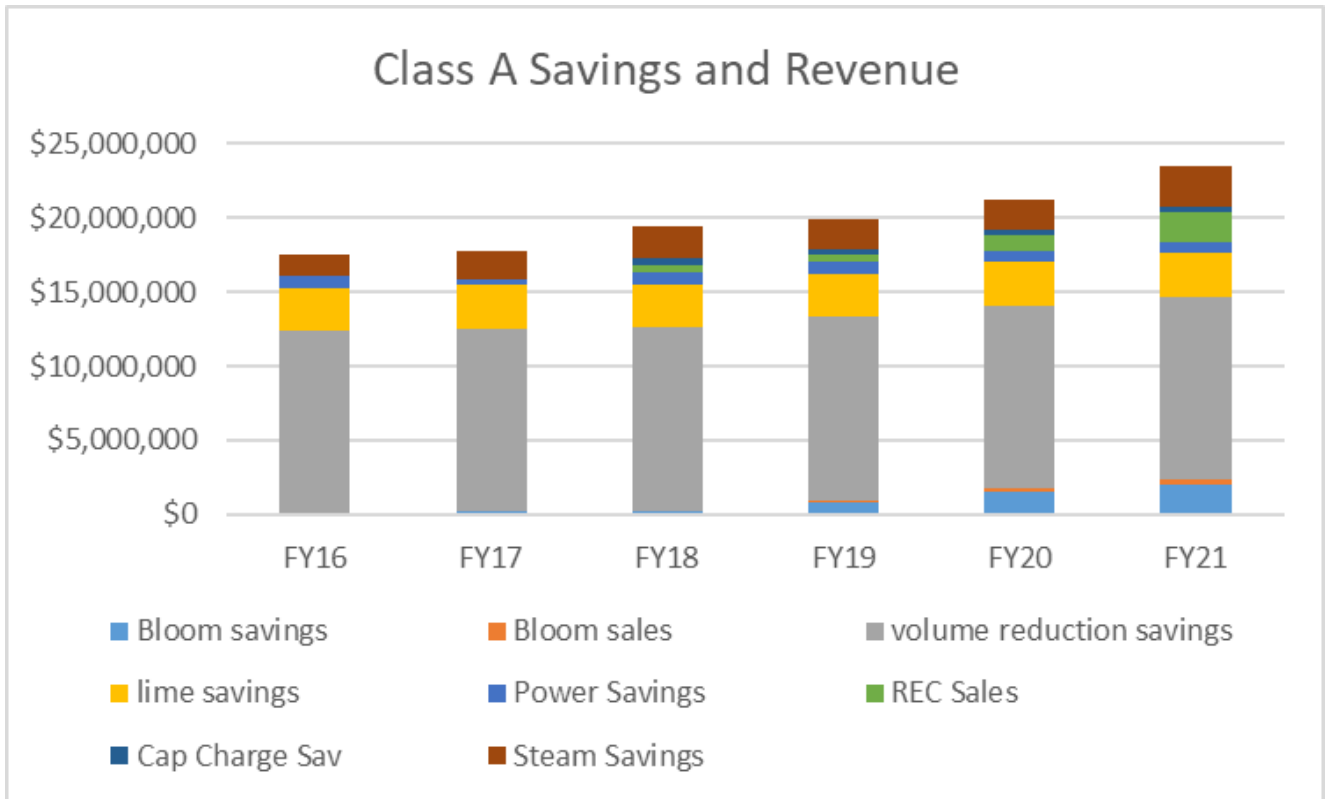
bloomsoil.com

DC Water Biosolids Costs



Reduced from \$19M to \$4.8M annually

DC Water Savings and Revenue First Six Years



- ✓ Cost Reduction and Revenue Generation
- ✓ Avg annual savings and revenue - \$19.4M
- ✓ Simple payback – 14.5 yrs
- ✓ Total savings and revenue for first six yrs = \$119M



Fleet Management

Briefing for the Environmental Quality & Operations Committee
June 16, 2022

Nija Ali
Interim Director, Fleet Management



Briefing Agenda

- DC Water Fleet Management Overview
- Strategic Context – Reliable Imperative
- Current Metrics
- Action Plan— *Fleet Forward*
- Fleet Initiatives & Future

DC Water Fleet Management



- Fleet Management supports DC Water's mission by providing safe, reliable vehicles and equipment to ensure the continuity and fluidity of the operation to carry out the Authority's mission.
- Current Fleet focus:
 - Implementing improvements to meet established service level targets & KPIs
 - Bring all fleet units into compliance with registration and recall requirements
 - Coordinating PM schedules with operating departments to meet required PM dates
 - Transition to the new Fleet headquarters (Fall 2022) while maintaining continuity of operations

Reliable Imperative Strategic Context



Minimizing service disruptions for customers by improving Fleet availability.

Reliable

A high performing network of systems and assets is critical to reliability, using real-time monitoring to inform better decision making. Our aim is to continue to deliver an excellent service for customers and ensure we minimize service disruption. This is enabled by ensuring we adopt an integrate and enterprise-wide approach in order to deliver services efficiently.



Fleet Overview- As of June 1, 2022



Fleet by the Numbers	Totals	Age Range	Average Age in Years	Replacement Policy	Units Exceeding Replacement Policy
Priority 1 Units	203	0-23 years	9.4	7 (Light) or 10 (Heavy) years	112
Priority 2 Units	110	0-29 years	6.6	7 (Light) or 10 (Heavy) years	34
Priority 3 Units	948	0-36 years	12.8	7 (Light) or 10 (Heavy) years	705
Total Units in Fleet	1261				851* includes tagged & non-tagged vehicles & equipment

- Priority 1** units can be defined as vehicles used in emergencies, critical to the mission, and needed daily for the continuity of departmental operations. Examples include heavy duty crew cabs, back hoes, excavators, bucket lift trucks, and sewer-eductors.
- Priority 2** units support the departmental operations but are not used instrumentally to carry out the mission. Examples include meter reading trucks, water quality testing units, and medium duty pick-up trucks used for construction inspection.
- Priority 3** are non-tagged units or small equipment such as lawnmowers, utility carts, and scissor or forklifts. This category includes vehicles that transport employees responsible for the administrative operations. Examples are found in Rideshare such as sedans, passenger vans and small pick-up trucks.
- Historically the replacement policy was based on a vehicle replacement cycle of 7 years for light and 10 years for heavy-duty which was calculated by scoring service, maintenance and repair (SMR).

DC Water Fleet Management Data Points



- As of June 1, Fleet Management System (Fleetwave) indicates:
 - 1,261 total units include vehicles, small equipment, carts, and trailers
 - 579 tagged vehicles and trailers
 - 682 small equipment, utility carts and non-tagged equipment
 - 150 require motor vehicle inspections
 - 38 units have expired registrations
 - 33 out of both the 38 and 150 require motor vehicle inspections and registration renewals; this impacts preventive maintenance KPI

- As of June 1, Fleet received 7 new units that have been assigned to support Operations and Engineering.

DC Water Fleet Metrics



April Metrics Reported in April GM Report

- The Preventative Maintenance completion rate for April 2022 was 35%. This number increased from the previous month due to the Lead Abatement which required vehicles to be staged at Fleet for remediation. We seized the opportunity to perform preventative maintenance on units that were on hand.
- Vehicle Availability was slightly lower at 69% as a result of larger vehicles requiring a longer remediation time, including the tools and equipment found inside the units during the lead abatement process.

Fleet Internal Operational Metrics

- **Fleet Availability**- Reflects Fleet's capacity during a specific timeframe. The optimal target is 18, the number of bays that will accommodate units in the new facility. Given that Fleet is accountable for all units, this metric measures all units, not just Priority 1s.
- **Quality**- Ensure compliance list is 100% satisfied without any exceptions (barring emergencies). When units are 100% fully compliant before returning to users, they are less likely to return for follow up maintenance, optimizing availability. A focus on planning and scheduling will create a measurement for QA/QC staff.
- **Parts Availability**- Ensuring stock item parts are available and on demand at all parts locations.


Status of Budgeted Replacements



The Board approved vehicle inventory count is 610 to support the Authority’s operation. Within the next 4 years, Fleet is scheduled to procure an estimated 172 (or 28%) vehicles/equipment. This demonstrates Fleet department is working towards a proper replacement cycle within the industry standard.

Fiscal Year	# of vehicles under procurement	Estimated Budget	Amount under Requisition
FY21	69	\$ 5,771,304	\$ 5,557,304
FY22	40	\$ 6,054,062	\$ 4,965,774
FY23	36	\$ 7,725,295	\$ -
FY24	29	\$ 5,440,277	\$ -
Total	172	\$ 24,990,938	\$ 10,523,078

Fleet Forward Action Plan



	SAFETY	SERVICE	STAFFING
IMMEDIATE	<ul style="list-style-type: none"> -Identify gaps/ challenges in operating procedures to improve and document. -Ensure current environment is healthy and safe. 	<ul style="list-style-type: none"> -Implement alternative work schedules to maximize off hours for maintenance/ repair. -Bring current all vehicle registrations and inspections. 	<ul style="list-style-type: none"> -Create internal team to manage disposal and decommission for new Fleet Headquarters relocation. -Support staff development through proper job alignment and stretch assignments.
SHORT TERM	<ul style="list-style-type: none"> -Develop standardized operating procedures for vehicle and equipment checks prior to use. -Rewrite Blue Clue guide for operators. 	<ul style="list-style-type: none"> -Engage stakeholders to identify current and future service needs. -Create cross-functional collaborative workplan to include scheduled PMs. 	<ul style="list-style-type: none"> -Pending RFP to expand maintenance skillset/capacity and other services. -Engage in Maturity Model to identify and assess key business processes and performance goals.
LONG TERM	<ul style="list-style-type: none"> -Minimize accidents and incidents by driver safety and awareness training. 	<ul style="list-style-type: none"> -Using Fleet internal metrics to guide and measure ways to improve operational efficiencies. 	<ul style="list-style-type: none"> -Revise organizational structure to establish a fully staffed Fleet operation.

Fleet Initiatives & The Future



- 💧 **Fleet Forward Management Plan** will redefine key business processes and organizational structure to maximize operational efficiencies
- 💧 **Fleet Blue Plains** (formerly Small Equipment/Cart Shop) services light duty vehicles- minor repairs and inspections, and house a small inventory of automotive parts
- 💧 **Mobile Service Trucks** perform minor repairs and inspections on light vehicles to reduce vehicle downtime given the distance of the new Fleet HQ
- 💧 **Smarter Utilization** optimizes vehicle usage and supports continuity of operations through Ride Share and the Loaner Pool program
- 💧 **Electrification** infrastructure build will enable Fleet to prepare for electric and hybrid vehicles. Developing a core team to discuss and plan infrastructure needs will be the first step.



Questions?

Thank you!

Customer Compliance Services: Overview

*Briefing for Environmental Quality & Operations
Committee*

June 16, 2022

Pierre Constant, Manager, Compliance



Customer Compliance Services: Overview

Agenda

- Who we are?
- What do we do?
- How do we do it?



Who we are?

Customer Compliance Services (CCS)



clogged sewer lateral (5/22)

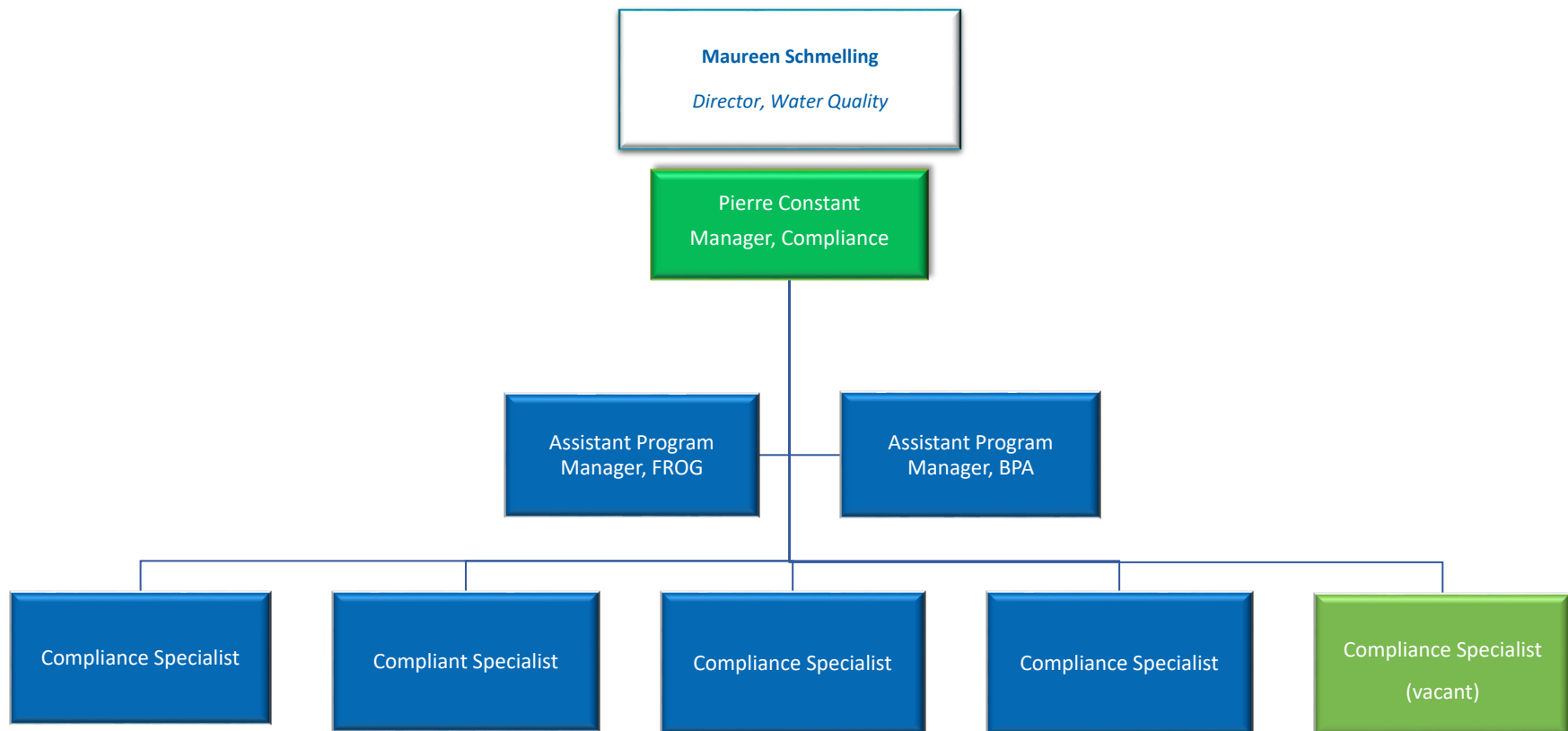


backflow event (8/21)

Mission: Educate and enforce compliance with regulations and policies to protect water quality and sewer mains through three programs

- Fire Hydrant Use Permitting and Equipment Rental (FHUP)
- Cross-Connection Control/Backflow Prevention (CCC/BP)
- Fats, Rags, Oil, and Grease (FROG)

Customer Compliance Services



What do we do?

Enforcement Regulations and Polices

21 DCMR 54 Cross-Connections (2001)

21 DCMR 15 Discharges to Wastewater System (2018)
(partially updated sections in 2022)

12 DCMR F DC Plumbing Code (2017)

DC Water Cross-Connection Manual (1999)

The screenshot shows the website for the District of Columbia Municipal Regulations and District of Columbia Register. The page title is "21 DCMR 54 CROSS CONNECTIONS". Below the title, there is a table with columns for "Section Number", "Section Heading", "Last Revised", and "Effective Date".


Section Number	Section Heading	Last Revised	Effective Date
21.0500	GENERAL PROVISIONS	Yes/No	5/5/2001
21.0501	DEFINITION OF PUBLIC WATER SYSTEM	Yes/No	5/5/2001
21.0502	DEFINITION AND SCOPE	Yes/No	5/5/2001
21.0503	IDENTIFICATION OF CROSS CONNECTIONS AND PRACTICABILITY DETERMINATIONS	Yes/No	5/5/2001
21.0504	SOFT OF CHARGES TO IDENTIFY CROSS CONNECTIONS	Yes/No	5/5/2001
21.0505	INTEREST REPORT	Yes/No	5/5/2001
21.0506	MAINTENANCE AND TESTING OF BACKFLOW PREVENTERS	Yes/No	5/5/2001
21.0507	IDENTIFICATION REQUIREMENTS	Yes/No	5/5/2001
21.0508	APPROVAL AND RECORDS FOR DESIGN, SUBMISSION, OR MODIFICATION OF IDENTIFICATION	Yes/No	5/5/2001
21.0509	ENFORCEMENT	Yes/No	5/5/2001
21.0510	SOFT TO CHALLENGE PRACTICABILITY AND NECESSITY TO PROTECT PUBLIC HEALTH AND SAFETY THROUGH PUBLIC AND PRIVATE CROSS CONNECTIONS	Yes/No	5/5/2001
21.0511	DEFINITIONS	Yes/No	5/5/2001

The screenshot shows the DCRA website with a section titled "2017 DC Construction Codes". Below the title, there is a list of codes with expandable sections. The list includes:

- All DCMR Title 13 Amendments
- 2017 DCMR 13A, DC Building Code Amendments
- 2017 DCMR 13B, DC Residential Code Amendments
- 2017 DCMR 13C, DC Electrical Code
- 2017 DCMR 13D, DC Fuel Gas Code
- 2017 DCMR 13E, DC Mechanical Code
- 2017 DCMR 13F, DC Plumbing Code
 - 2017 DCMR 13F-1, DC Plumbing Code
 - 2017 DCMR 13F-2, DC Plumbing Code
- 2017 DCMR 13G, DC Stormwater Maintenance Code

Cross-Connection Control /Backflow Prevention

Objective	Protect Water Quality <ul style="list-style-type: none">• Minimize risk of water contamination
Track	14,500 BPAs at 3,500 sites <ul style="list-style-type: none">• Including 170 at the DC Water sites
Inspect	700 to 1,100 sites (pre-COVID) <ul style="list-style-type: none">• Issue Overdue Inspection Notifications, Compliance Directives, and Notice of Violations
Process	Approx. 10,000 annual inspections by third-party BPA inspectors
Monitor	250 Third-party BPA inspectors and installers' certifications and licenses



Inspector



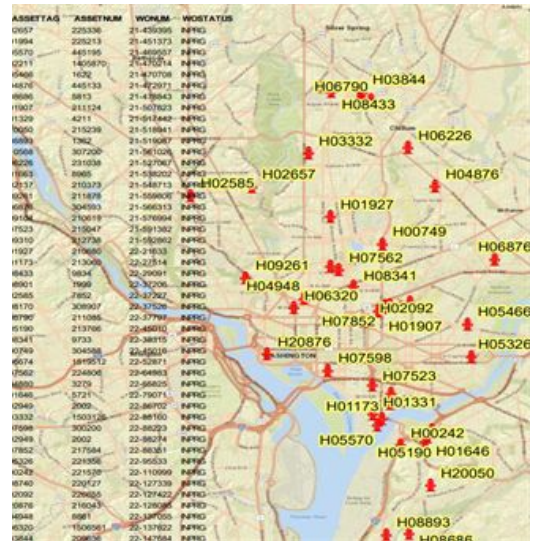
Backflow Prevention Assembly

CCC/BP Enforcement Regulation & Code (partial list)

Program	Regulation Summary	Citation	Enforcement Tool
CCC/BP	Right for DC Water to enter and inspect a site from CCC/BP with reasonable notice and to issue corrective actions to the owner	21 DCMR §5402 21 DCMR §5403	21 DCMR §5409 A. Terminate water service B. Refuse to establish W&S account C. Refuse to supply W&S D. Request building permit rescinded
CCC/BP	Specific backflow preventer application on main water service connections	12F DCMR §603	
CCC/BP	Specific backflow preventer application on auxiliary water source system ex. Boiler System	12F DCMR §608	
CCC/BP	Maintenance and annual inspection of backflow preventer by an approved inspector with inspection results submitted to DC Water	21 DCMR §5406	
CCC/BP	Ability to take any necessary actions after a backflow event or identified imminent threat to public health	21 DCMR §5405	
CCC/BP	Approve inspector requirements	21 DCMR §5407	

Fire Hydrant Use Permit

Objective	Minimize risk of contamination and unmetered water
Track	200-300 permits used for construction, festivals, landscaping companies, etc.
Inspect	50 to 100 site connections (pre-COVID)
Manage	Water demand
Maintain	300 Hydrant meters and 100 backflow preventers



Hydrant Permit Map



Hydrant Meter with BPA

FHUP Enforcement Regulation & Code (partial list)

Program	Regulation Summary	Citation	Enforcement Tool
FHUP	Required all connections to be preapproved by DC Water	12F DCMR §608.18	21 DCMR §105 <ul style="list-style-type: none"> • Punishable by a fine of \$100 • Disconnection of hydrant connection
FHUP	All connections to hydrants shall be metered and protected from backflow by a reduced pressure backflow preventer	12F DCMR §608.18	
FHUP	All hydrant backflow preventers must meet ASSE Standard 103 and tagged indicating a passed inspection less than six months	21 DCMR §5406	

Fats, Rags, Oils and Grease

Objective	Minimize buildup of FROG in sewer mains
Monitor	3700 Food Service Establishments
Inspect	70 to 100 sites (pre-COVID) • Issue Compliance Directives and Notice of Violations
Support	Department of Sewer Operations in response to Sanitary Sewer Overflows
Educate	Stakeholders on proper disposal of fats, rags, oils & grease



Grease Trap



Grease Interceptor

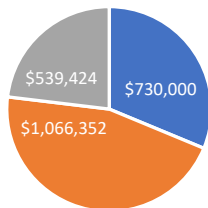
FROG Enforcement Regulation & Code (partial list)

Program	Regulation Summary	Citation	Enforcement Tool
FROG	Prohibit the discharge of FROG in amounts that may cause or contribute to obstructions or operation of the wastewater system	21 DCMR §1501.4 (c)	21 DMCR §1513 Right to suspend water service, issue fines, recovery costs, and revoke discharge permit
FROG	Applicable requirements for where a grease interceptor is required and the size, type and how it must be installed	12F DCMR §§1000.3 and 1003 21 DCMR §§1502.18(b) and (c)	
FROG	Grease interceptors cleaning frequency	21 DCMR §1502.18(e)	
FROG	All users shall maintain cleaning records on site for 3 years	21 DCMR §1502.18(f)	
FROG	Right of entry to inspect sites for compliance with pretreatment standards	21 DCMR §1506	

Misc. Fees

- Backflow prevention assembly fees (\$6.70 per BPA per month)
- Fats, Oils, and Grease (FOG) facility fees (\$13.70 per FOG facility per month)

Revenue FY21
Total \$2.3 Million

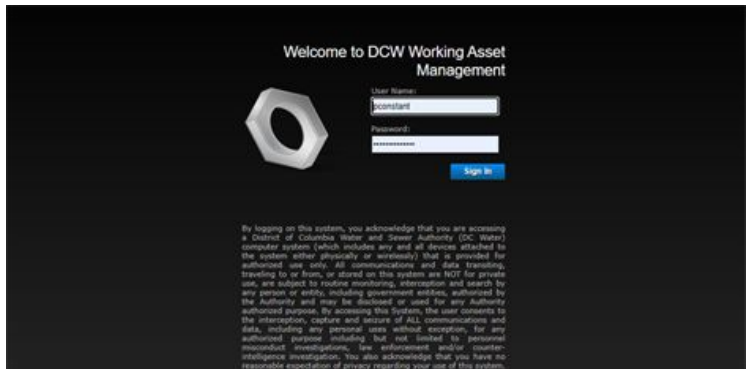


■ FHUP ■ CCC/BPA ■ FOG

Fire Hydrant Use Permit & Equipment Fee Schedule

Description	Cost
Fire Hydrant Use - Water & Sewer Rate	Usage-based
Fire Hydrant Permit Fee	\$75
3" Fire Hydrant Meter Deposit (refundable)	\$1,600 per rental
3" Fire Hydrant Meter Rental (<15 days)	\$75 per rental
3" Fire Hydrant Meter Rental (≥15 days)	\$5 per rental per day
3" Fire Hydrant Meter with Backflow Preventer Deposit	\$2,200 per rental
3" Fire Hydrant Meter with Backflow Preventer Rental (<15 days)	\$150 per rental
3" Fire Hydrant Meter with Backflow Preventer Rental (≥15 days)	\$10 per rental per day
5/8" Fire Hydrant Meter with Backflow Preventer Deposit	\$700 per rental
5/8" Fire Hydrant Meter with Backflow Preventer Rental (<15 days)	\$75 per rental
5/8" Fire Hydrant Meter with Backflow Preventer Rental (≥15 days)	\$5 per rental per day

Customer Compliance Services expenses are offset by revenue from misc. fees



Technical Assist

Third-Party Portal (3PP) allows data to flow into Maximo and the (SAP) billing system

- Third Party Portal
 - Syncs compliance information with Maximo work orders and assets
 - Allows DC Water to approve or reject entered compliance transactions
 - Manages the credential and porting access of third-party inspectors and installers
- Maximo
 - Allows field crews to know who is authorized to use which hydrants
 - Creates the billing records for SAP
- SAP
 - Allows monthly billing of fire hydrant use customers based on actual or estimated usage
 - Allows monthly billing of FOG (Facility) and BPA from Maximo records

Going paperless status

- Since 2018 all BPA compliance reporting
- 2023 FHUP applications and meter reading
- 2024 FROG compliance reporting

Short Term Initiatives

Propose regulation and codes

- Improve enforcement tools
 - Implementing fines
 - Easier drafting of compliance directive letters, notice of infractions, proposed orders, notice of violations
- Improve BPA & FROG installation and design requirements
 - Standard details of BPAs
 - Sizing and installation requirements of grease interceptors
 - Cleaning frequency
- Clarify Best Management Practices for disposing of FROG

Communication

- Help develop public awareness on FROG with the OMAC & Council of Governments (COG)
- Develop outreach materials to target audiences within FROG problem areas
- Revise and retool customer communication in compliance for BPA & FROG

Third-Party Portal

- Enhancements to 3PP based on customer feedback and regulatory changes
 - Ability to receive test results from a new type of BPA
 - Changes to FROG module based on new code and regulation requirements

Implement new BPA & FHUP misc. fees (Pending BOD approval)

- Changes to 3PP and SAP billing system
- Communication plan for fee changes



Questions ?

Customer Compliance Services

3900 Donaldson Pl NW

Washington DC 20016

202-364-3144

compliance@dcwater.com

**DISTRICT OF COLUMBIA WATER AND SEWER AUTHORITY
BOARD OF DIRECTORS CONTRACTOR FACT SHEET**

ACTION REQUESTED

**CONSTRUCTION CONTRACT:
Major Sewers Assessment
(Joint Use)**

Approval to execute a construction contract not to exceed \$7,000,000.00 for the contract period of three years plus two renewal periods of one year each. The renewal periods will be approved at DC Water's sole discretion.

CONTRACTOR/SUB/VENDOR INFORMATION

PRIME:	SUBS:	PARTICIPATION:
Arcadis, District of Columbia 4301 North Fairfax Drive Suite 530 Arlington, VA 22203 <u>Headquarters</u> Highlands Ranch, CO 80129	Savin Engineers, P.C. Landover, MD	DBE 10.0%
	Arthur Engineering Laurel, MD	DBE 6.0%
	EBA Engineering, Inc. Laurel, MD	DBE 6.0%
	AB Construction Lanham, MD	DBE 2.0%
	Reviera Enterprises, Inc, Forestville, MD	DBE 2.0%
	Interagency, Inc, Washington, DC	DBE 1.0%
	Wave Civil, LLC Alexandria, VA	DBE 1.0%
	SZPM Consultants, Inc Washington, DC	WBE 2.0%
	TFE Resources Owings Mills, MD	WBE 2.0%

DBE Total = 28% and WBE Total = 4.0%

DESCRIPTION AND PURPOSE

Contract Value, Not-To-Exceed:	\$7,000,000.00*
Contract Time:	1,096 Days 3 Years (2 Option Years not Included)
Anticipated Contract Start Date (NTP):	09-01-2022
Anticipated Contract Completion Date:	09-01-2027 (Including 2 Option Years)
Bid Opening Date:	03/03/2022
Bids Received:	6
Other Bids Received	
Black & Veatch Corporation**	\$ 1,297,047.00
Greeley & Hansen LLC**	\$ 1,218,896.36
Ramboll Engineering P.C.**	\$ 1,180,859.76
Remington & Vernick Engineers	Not Shortlisted
RJN Group	Not Shortlisted

* Price evaluations are based on a typical major sewer assessment project, rather than the entire anticipated contract work which is not fully determined but estimated to be approximately 16 miles of large diameter/ major sewers. The contract amount of \$7,000,000.00 is for the three-year contract (with 2 additional option years).

Arcadis Evaluation Bid Amount: \$1,204,433.00

** Indicates shortlisted firms. Shortlisted firms advanced to the price evaluation phase. Individual evaluations scores and comments were assessed to obtain the final scores for each technical proposal.

Purpose of the Contract:

DC Water has developed a priority list of sanitary and combined sewers that require assessment. Under this contract, DC Water will issue work on negotiated task orders on an as needed basis to conduct the condition assessment, data analysis, and provide recommendations for alternative rehabilitation methods for large diameter/ major sewers.

Contract Scope:

- Work will be accomplished through a series of definitive Task Orders. Each task order will identify the scope of work, deliverables, compensation, and schedule for performance.
- Project management including coordination with internal and external agencies, preparation of traffic control plans, acquisition of permits, subcontractor management, scheduling & tracking of work, reporting, invoicing, and issues resolution.
- Inspection and assessment of at least 16 miles of major sewers and large diameter sewers including maintenance of traffic
- Data analysis and recommendations of options for asset rehabilitation or replacement with advantages and disadvantages outlined for each option.

Federal Grant Status:

Construction Contract is not eligible for Federal Grant funding assistance.

PROCUREMENT INFORMATION			
Contract Type:	Fixed Price	Award Based On:	Best Value
Commodity:	Construction	Contract Number:	220080A
Contractor Market:	Open Market		


BUDGET INFORMATION			
Funding:	Capital	Department:	Engineering and Technical Services
Service Area:	Sanitary Sewer	Department Head:	William Elledge (Interim)
Project:	RA, RB		

***ESTIMATED USER SHARE INFORMATION		
User	Share %	Dollar Amount
District of Columbia	100.00%	\$ 7,000,000.00
Federal Funds	0.00%	\$
Washington Suburban Sanitary Commission	0.00%	\$
Fairfax County	0.00%	\$
Loudoun County & Potomac Interceptor	0.00%	\$
Total Estimated Dollar Amount	100.00%	\$ 7,000,000.00

*** Under the terms of the IMA, the capital costs associated with each joint facility are to split among the users in proportion to the peak flow each user is allocated. It is not possible, at this time, to allocate costs by individual facility. It is anticipated that as projects are developed under individual Task Orders for work associated with specific facilities and costs are developed, the individual users will be notified and billed accordingly.

Kishia L. Powell
 Digitally signed by Kishia L. Powell
 Date: 2022.06.01 14:35:32 -04'00'
 _____ /
 Kishia L. Powell Date
 COO and EVP

Matthew T. Brown
 Digitally signed by Matthew T. Brown
 Date: 2022.06.01 16:41:34 -04'00' /
 _____ /
 Matthew T. Brown Date
 CFO and EVP
 Finance and Procurement


 Digitally signed by Dan Bae
 C=US, E=dan.bae@dcwater.com, O=District of Columbia Water and Sewer Authority, OU=VP of Procurement & Compliance, CN=Dan Bae
 Date: 2022.06.01 15:34:15-04'00' /
 _____ /
 Dan Bae Date
 VP Director of Procurement

 David L. Gadis Date
 CEO and General Manager

**DISTRICT OF COLUMBIA WATER AND SEWER AUTHORITY
BOARD OF DIRECTORS CONTRACTOR FACT SHEET**

ACTION REQUESTED

**CONSTRUCTION CONTRACT:
Major Sewers Assessment
(Joint Use)**

Approval to execute a construction contract not to exceed \$7,000,000.00 for the contract period of three years plus two renewal periods of one year each. The renewal periods will be approved at DC Water's sole discretion.

CONTRACTOR/SUB/VENDOR INFORMATION

PRIME:	SUBS:	PARTICIPATION:
Greeley and Hansen LLC 5301 Shawnee Road Suite 400 Alexandria, VA 22312 <u>Headquarters</u> Chicago, IL 60606	AB Construction, Inc Lanham, MD	DBE 5.0%
	CCJM, PC Washington, DC	DBE 5.0%
	Hayat Brown LLC Washington, DC	DBE 5.0%
	Savin Engineers, P.C. Landover, MD	DBE 5.0%
	Delon Hampton & Associates Washington, DC	DBE 3.0%
	Interagency, Inc, Washington, DC	DBE 3.0%
	Windjammer Environmental LLC National Harbor, MD	DBE 2.0%
	SZPM Consultants, Inc Washington, DC	WBE 3.0%
	Phoenix Engineering Parkton, MD	WBE 1.0%

DBE Total = 28% and WBE Total = 4.0%

DESCRIPTION AND PURPOSE

Contract Value, Not-To-Exceed:	\$7,000,000.00*
Contract Time:	1,096 Days 3 Years (2 Option Years Not Included)
Anticipated Contract Start Date (NTP):	09-01-2022
Anticipated Contract Completion Date:	09-01-2027 (Including 2 Option Years)
Bid Opening Date:	03/03/2022
Bids Received:	6
Other Bids Received	
Arcadis, District of Columbia, PC**	\$ 1,204,433.00
Black & Veatch Corporation**	\$ 1,297,047.00
Ramboll Engineering P.C.**	\$ 1,180,859.76
Remington & Vernick Engineers	Not Shortlisted
RJN Group	Not Shortlisted

* Price evaluations are based on a typical major sewer assessment project, rather than the entire anticipated contract work which is not fully determined but estimated to be approximately 16 miles of large diameter/ major sewers. The contract amount of \$7,000,000.00 is for the three-year contract (with 2 additional option years).

Greeley and Hansen Evaluation Bid Amount: \$1,218,893.36

**Indicates shortlisted firms. Shortlisted firms advanced to the price evaluation phase. Individual evaluations scores and comments were assessed to obtain the final scores for each technical proposal

Purpose of the Contract:

DC Water has developed a priority list of sanitary and combined sewers that require assessment. Under this contract, DC Water will issue on as as-needed basis through individually negotiated task orders to conduct condition assessment, data analysis, and provide recommendations for alternative rehabilitation methods for large diameter/ major sewers.

Contract Scope:

- Work will be accomplished through a series of definitive Task Orders. Each task order will identify the scope of work, deliverables, compensation, and schedule for performance.
- Project management including coordination with internal and external agencies, preparation of traffic control plans, acquisition of permits, subcontractor management, scheduling & tracking of work, reporting, invoicing, and issues resolution.
- Inspection and assessment of at least 16 miles of major sewers and large diameter sewers including maintenance of traffic
- Data analysis and recommendations of options for asset rehabilitation or replacement with advantages and disadvantages outlined for each option.

Federal Grant Status:

Construction Contract is not eligible for Federal Grant funding assistance.

PROCUREMENT INFORMATION

Contract Type:	Fixed Price	Award Based On:	Best Value
Commodity:	Construction	Contract Number:	220080B
Contractor Market:	Open Market		

BUDGET INFORMATION

Funding:	Capital	Department:	Engineering and Technical Services
Service Area:	Sanitary Sewer	Department Head:	William Elledge (Interim)
Project:	RA, HS, RB		

*****ESTIMATED USER SHARE INFORMATION**

User	Share %	Dollar Amount
District of Columbia	100.00%	\$ 7,000,000.00
Federal Funds	0.00%	\$
Washington Suburban Sanitary Commission	0.00%	\$
Fairfax County	0.00%	\$
Loudoun County & Potomac Interceptor	0.00%	\$
Total Estimated Dollar Amount	100.00%	\$ 7,000,000.00

*** Under the terms of the IMA, the capital costs associated with each joint facility are to split among the users in proportion to the peak flow each user is allocated. It is not possible, at this time, to allocate costs by individual facility. It is anticipated that as projects are developed under individual Task Orders for work associated with specific facilities and costs are developed, the individual users will be notified and billed accordingly.

_____/_____
Kishia L. Powell Date
COO and EVP

_____/_____
Matthew T. Brown Date
CFO and EVP
Finance and Procurement

_____/_____
Dan Bae Date
VP Director of Procurement

_____/_____
David L. Gadis Date
CEO and General Manager

**DISTRICT OF COLUMBIA WATER AND SEWER AUTHORITY
BOARD OF DIRECTORS CONTRACTOR FACT SHEET**

ACTION REQUESTED

**CONSTRUCTION CONTRACT CHANGE ORDER:
Miscellaneous Facilities Upgrade – Phase 6
(Joint Use)**

Approval to execute Change Order No. 07 and 08 for a total of \$12,149,672.00. The modification will exceed the General Manager’s approval authority.

CONTRACTOR/SUB/VENDOR INFORMATION

PRIME:	SUBS:	PARTICIPATION:
Ulliman Schutte Construction, LLC 14420 Albemarle Point Place, Suite 110 Chantilly, VA 20151	Hi-Mark Construction Group Middletown, OH DBE	14.0%
<u>Headquarters</u> Miamisburg, OH 45342	Com-Bro Contracting, Inc Elkridge, MD DBE	7.2%
	RSC Landover, MD DBE	1.0%
	MAC Electric, LLC Gaithersburg, MD DBE	0.6%

DBE Total = 22.8%

DESCRIPTION AND PURPOSE

Original Contract Value:	\$27,090,000.00
Value of this Change Order	\$12,149,672.00
Cumulative CO Value, including this CO:	\$15,758,101.00
Total Contract Value, Including this CO:	\$42,848,101.00
Original Contract Time:	1,500 Days (4 Years, 1 Month)
Time extension, this CO:	435 Calendar Days
Total CO contract time extension:	435 Calendar Days (1 Year, 2 Months)
Contract Start Date (NTP):	06-10-2019
Contract Completion Date:	09-30-2024
Cumulative CO % of Original Contract:	58.2%
Contract completion %:	59.0%

Purpose of the Contract:

DC Water has an urgent need to have a contractor available to perform emergency and non-emergency rehabilitation on existing process equipment which is beyond routine, preventive, and corrective maintenance to avoid potential violations of its National Pollutant Discharge Elimination System (NPDES) permit.

Original Contract Scope:

- Modify and upgrade influent screening equipment at Blue Plains
- “O” Street Pumping Station heating and ventilation reinstatement
- Replacement electrical equipment for the nitrification process
- Implementation of sync check on existing switchgear secondary main breakers and tie breakers
- Replacement of two motor control centers in Chlorine Building 2
- Specialized Services as per Task Scope.
- Time and Material work on emergency and non-emergency Task Work Orders.

Previous Change Order Scope:

- Dry Polymer Silo Rehabilitation – This project addressed the emergency rehab to the dry polymer silos that store and transfer polymer to the various processes throughout Blue Plains. The steel silo shells had cracked in multiple locations and the electric vibrators/shakers had fallen due to failure of their steel mounting plate.

Current Change Order Scope:

This Change Order includes the following projects:

- Spill Header Upgrades – This project is being expedited to facilitate the Van Ness storage outage by the Washington Aqueduct that will impact the 3rd high pressure zone operated through Bryant St Pumping Station. This will minimize risk and alleviate the labor burden with operating the spill header valves manually during this outage period.
- Dechlorination Bldg HVAC Upgrades – This project will relocate the HVAC system from the Dechlorination Bldg roof to the ground level to mitigate identified safety hazard for plant personnel.
- Motor Control Center Upgrades – This project includes a redesign to install an automatic transfer switch (ATS) to allow for electrical redundancy to the chemical feed system that is a critical system required to chlorinate the plant effluent before discharging to the river.
- Grit Chamber Baffle Construction – This project will add additional baffle walls in the grit chambers to help mitigate grit buildup that could result in failure to critical equipment. Installing these baffles now will validate the upcoming Headworks Upgrades project and mitigate cost and schedule impacts during construction.
- Tunnel Dewatering Pump Station (TDPS) Vent Shaft and Hydraulic Pressure Unit (HPU) Upgrades – This project will improve operation, reliability/ maintainability, and mitigate safety concerns related to the tunnel shaft dewatering pump intake conditions, fluidization system and the HPU system.

Federal Grant Status:

- Construction Contract is not eligible for Federal grant funding assistance.

PROCUREMENT INFORMATION

Contract Type:	Fixed Price	Award Based On:	Lowest Responsive, responsible bidder
Commodity:	Construction	Contract Number:	170180
Contractor Market:	Open Market		

BUDGET INFORMATION

Funding:	Capital	Department:	Wastewater Engineering
Service Area:	Wastewater, Water	Department Head:	David Parker
Project:	TZ, PF, HV, E8, BQ		

***ESTIMATED USER SHARE INFORMATION**

TZ,PF,E8,BQ – Allocation (GIBP Blue Plains)

User	Share %	Dollar Amount
District of Columbia	41.22%	\$ 1,806,758.34
Washington Suburban Sanitary Commission	45.84%	\$ 2,009,262.55
Fairfax County	8.38%	\$ 367,312.83
Loudoun County & Potomac Interceptor	4.56%	\$ 199,874.28
Total Estimated Dollar Amount	100.00%	\$ 4,383,208.00

HV – Allocation (CAPM Bryant St Pump Station)

User	Share %	Dollar Amount
District of Columbia	100.00%	\$ 7,766,464.00
Total Estimated Dollar Amount	100.00%	\$ 7,766,464.00

Total Combined Allocation


User	Share %	Dollar Amount
District of Columbia	78.79%	\$ 9,573,222.34
Washington Suburban Sanitary Commission	16.54%	\$ 2,009,262.55
Fairfax County	3.02%	\$ 367,312.83
Loudoun County & Potomac Interceptor	1.65%	\$ 199,874.28
Total Estimated Dollar Amount	100.00%	\$ 12,149,672.00

Kishia L. Powell
 Digitally signed by Kishia L. Powell
 Date: 2022.06.01 14:36:55 -04'00'

 Kishia L. Powell Date
 COO and EVP

Matthew T. Brown
 Digitally signed by Matthew T. Brown
 Date: 2022.06.09 11:14:37 -04'00'

 Matthew T. Brown Date
 CFO and EVP
 Finance and Procurement


 Dan Bae Date
 VP Director of Procurement

 David L. Gadis Date
 CEO and General Manager

**DISTRICT OF COLUMBIA WATER AND SEWER AUTHORITY
BOARD OF DIRECTORS CONTRACTOR FACT SHEET**

ACTION REQUESTED

CONSTRUCTION CONTRACT:

**Lead Service Line Replacement Contract for FY23-FY25
(Non-Joint Use)**

Approval to execute a construction contract for \$10,302,000.00

CONTRACTOR/SUB/VENDOR INFORMATION

PRIME:	SUBS:	PARTICIPATION:
Capitol Paving of DC Inc. 2211 Channing Street NE Washington, DC 20018	United Construction Washington, DC	DBE 32.0%
	Royal Construction Mclean, VA	WBE 8.0%

DESCRIPTION AND PURPOSE

Contract Value, Not-To-Exceed:	\$10,302,000.00
Contract Time:	1,095 Days (3 Years)
Anticipated Contract Start Date (NTP):	10-01-2022
Anticipated Contract Completion Date:	09-30-2025
Bid Opening Date:	03-16-2022
Bids Received:	4
Other Bids Received	
Spiniello Companies	\$13,270,000.00
Fort Myer Construction Corp	\$14,886,400.00
Anchor Construction Inc.	\$15,277,000.00

Purpose of the Contract:

The Lead Service Line Replacement (LSLR) contract is dedicated to the Voluntary Program which allows DC Water to partner with homeowners in replacing lead service lines in both private and public space at the same time. Under the Voluntary Program the customer initiates lead service replacement and pays for 100% of the private-side cost and DC Water pays for 100% of the public-side cost

This contract has been solicited as an indefinite quantity indefinite delivery (IDIQ) contract to address full lead service replacement of existing lead services throughout the District of Columbia. The contract will also consist of providing private side agreements and documentation.

Scope of work will be developed and issued to the contractor on a task order basis as needed by DC Water.

Contract Scope:

- Remove and replace existing lead service lines.
- Install new copper service line from corporation stop to building.
- Installation of Meter Boxes, Frame and Covers.
- Installation of Curb Stop and Curb Stop Box.
- Private side tie-in and negotiation / coordination with homeowner.

Federal Funding Status:

- Construction Contract is not eligible for Federal grant funding assistance.

PROCUREMENT INFORMATION

Contract Type:	Unit Price	Award Based On:	Lowest responsive, responsible bidder
Commodity:	Construction	Contract Number:	220030
Contractor Market:	Open Market		

BUDGET INFORMATION

Funding:	Capital	Department:	Water Services
Service Area:	Water	Department Head:	Jason Hughes
Project:	BW		

ESTIMATED USER SHARE INFORMATION

User	Share %	Dollar Amount
District of Columbia	100.00%	\$10,302,000.00
Federal Funds	0.00%	\$0.00
Washington Suburban Sanitary Commission	0.00%	\$0.00
Fairfax County	0.00%	\$0.00
Loudoun County & Potomac Interceptor	0.00%	\$0.00
Total Estimated Dollar Amount	100.00%	\$10,302,000.00

_____ / _____ Kishia L. Powell COO and EVP	Date	_____ / _____ Dan Bae, VP Procurement and Compliance	Date
--	------	--	------

_____ / _____ Matthew T. Brown CFO and EVP Finance and Procurement	Date	_____ / _____ David L. Gadis CEO and General Manager	Date
---	------	--	------

Status Report of Public Fire Hydrants for DC Water Services Committee - June 6, 2022

	March Cmte. Report (March. 07, 2022)	April Cmte. Report (April. 04, 2022)	May Cmte. Report (May 04, 2022)	June Cmte. Report (June 06, 2022)
Public Fire Hydrants:	9,754	9,809	9,810	9,810
In Service:	9,754	9,765	9,765	9,770
Marked Out-of-Service (OOS)	59	44	45	40
OOS - defective requiring repair/replacement	39	24	27	29
% OOS requiring repair or replacement (DC Water goal is 1% or less OOS)	0.40%	0.24%	0.28%	0.30%
OOS - due to inaccessibility or temp construction work	20	20	18	11

Note: The number of public hydrants in the DC Water system fluctuates; this number fluctuates as hydrants are added and removed during development or construction activities as well as at the request of the Fire Dept.

Breakdown of Public Fire Hydrants Out-of-Service (OOS) as of June 6, 2022 40

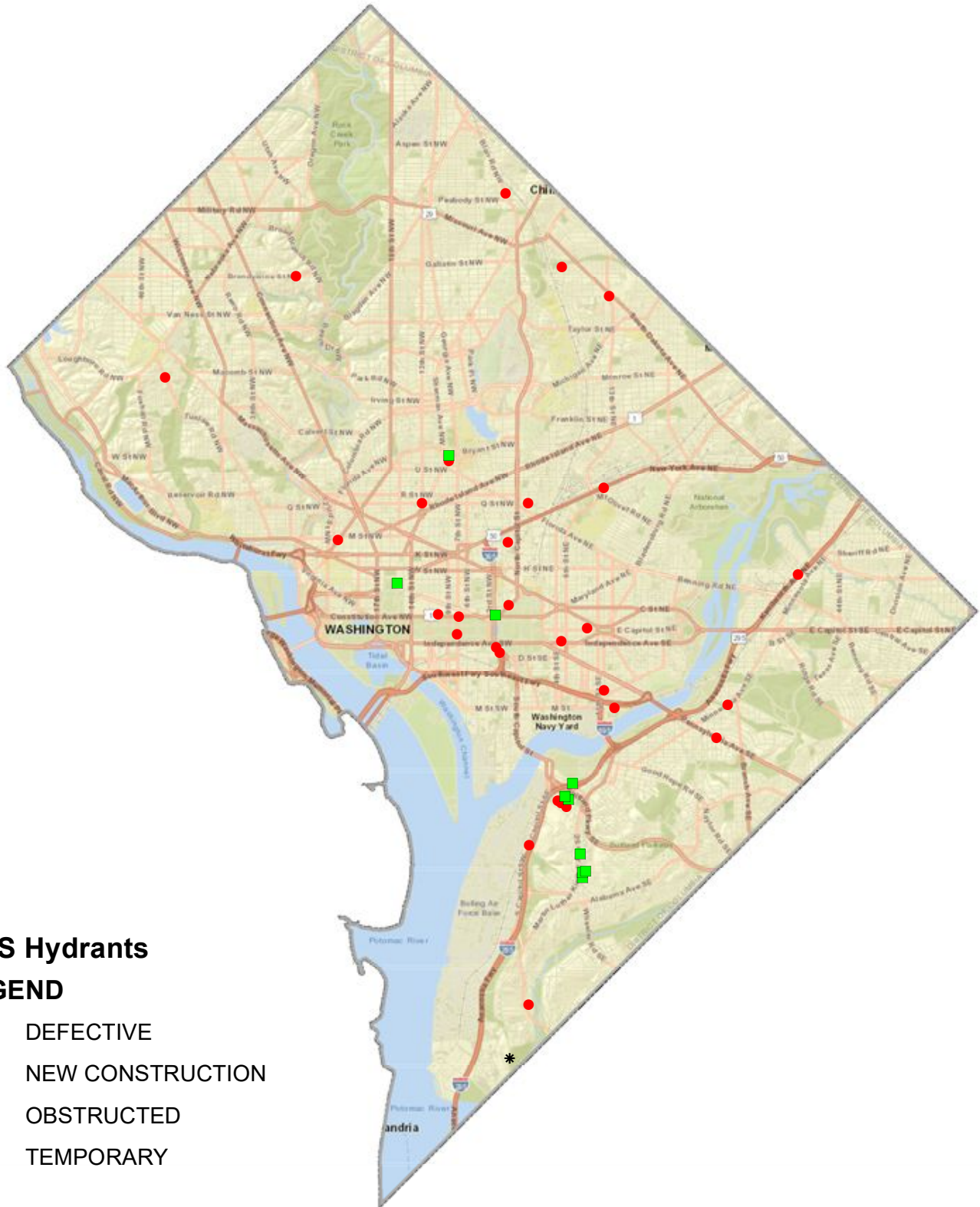
Breakdown of Defective	0-7	8-14	15-30	31-60	61-90	91-120	> 120	Total
	Days	Days	Days	Days	Days	Days	Days	
Hydrant Needs Repair/Investigation	4	4	2	2	0	0	10	22
Needs Valve Investigation for Low Flow/Pressure or Shut Test for Replacement	0	0	0	0	0	0	0	0
Needs Replacement	0	1	0	0	0	0	6	7
Defective								29

Breakdown of Others	0-7	8-14	15-30	31-60	61-90	91-120	> 120	Total
	Days	Days	Days	Days	Days	Days	Days	
Temporarily OOS as part of operations such as a main repair	0	0	0	0	0	0	10	10
Construction* - OOS	0	0	0	0	0	0	0	0
Obstructed Hydrant – OOS hydrant due to operation impeded by an obstruction.	0	0	0	0	0	0	1	1
Others								11

*Fire hydrants not accessible due to construction activities. Also includes new hydrants which have not yet been commissioned or old hydrants which will be abandoned as part of ongoing construction projects.

Map of Public Out-of-Service Hydrants

June 06, 2022



OOS Hydrants

LEGEND

- DEFECTIVE
- * NEW CONSTRUCTION
- * OBSTRUCTED
- TEMPORARY



Prepared By: Distribution Control Branch



Status Report for EPA Drinking Water Regulated Monitoring – May 2022

Total Coliform Rule (TCR)

DC Water collected 247 samples in May 2022 for compliance with the Revised Total Coliform Rule (RTCR). DC Water met the RTCR standards for May with none of the samples testing positive (0 percent) for total coliform.

Note: The federal regulatory trigger for further system evaluation is 5 percent positive for each month.

Lead and Copper Rule (LCR)

DC Water distributed 176 sample kits to customers in between January and May and received 115 valid compliance samples. Table 1 shows the results received to date. Table 2 describes the locations with lead results greater than 15 ppb.

Table 1. LCR Lead Samples Results

	1st Semester 2022	
	1st Draw	2nd Draw
90th Percentile, ppb	1.8	4.0
Number of Samples	89	88
Number of Samples > 15 ppb	1	0

Table 2. Homes with Lead Results Greater than 15 ppb

Home	Pipe Material	Lead (ppb)		Iron (ppb)	
		1st Draw	2nd Draw	1st Draw	2nd Draw
1408 DECATUR ST NW	Full Lead Service Line	28.3	7.0	577	560

DCWATER.COM